

**SUMMARY OF QUESTIONABLE PRACTICES
AND EVIDENCE OF**

ELECTION FRAUD IN NEW MEXICO

**REQUIRING A FULL FORENSIC AUDIT OF ALL ELECTION
MATERIALS AND REGISTRATION DATABASES**

ORIGINALLY PUBLISHED

OCTOBER 2021



Prepared by:

NEW MEXICO AUDIT FORCE

AN ON-GOING RESEARCH DOCUMENT

TABLE OF CONTENTS

1 INTRODUCTION AND PURPOSE.....	6
2 EVIDENCE OF DESIGN IN THE ELECTION PROCESS	10
2.1 RELATIONSHIP BETWEEN POPULATION, REGISTRATION, AND VOTES IS CALCULATED IN ALL NEW MEXICO COUNTIES	12
2.2 REGISTRATION DATABASE IS CONSTANTLY MANIPULATED	19
2.2.1 VOTER REGISTRATION TRENDS FROM SOS MONTHLY DATA INDICATE STATEWIDE FRAUD ..	19
2.2.2 DAILY COUNTY VOTER REGISTRATION TRENDS SHOW AN ALGORITHM IS ADDING VOTERS .	23
2.2.3 REGISTRATION DATABASE IS BEING MANIPULATED AT THE PARTY LEVEL.....	30
2.3 TIME STAMPED DATA REPORTED BY MEDIA OUTLETS SHOW A CONTROL ALGORITHM WAS APPLIED TO VOTES BEING REPORTED	32
3 ANOMOLIES THROUGHOUT VOTER ROLLS AND ELECTION RESULTS	38
3.1 VOTER REGISTRATION TRENDS DO NOT CORRELATE WITH ELECTION RESULTS.....	38
3.2 MORE VOTERS THAN RESIDENTS IN SEVERAL COUNTIES	40
3.3 SERIOUS ANOMOLIES WITH ABSENTEE BALLOT VOTING.....	42
3.4 LARGE NUMBERS OF VOTERS WHO REGISTERED WHO ARE NOTED AS HAVING REGISTERED AFTER ELECTION DAY, 100+ YEAR OLD VOTERS.....	53
3.5 COUNTIES WITH EXTREMELY HIGH REGISTRATION AND VOTER TURNOUT,.....	55
3.6 VOTER ROLL CANVASSING.....	57
4 VULNERABLE VOTER ROLLS, THIRD-PARTY INTERFERENCE	57
4.1 SECRETARY OF STATE GAVE 1,198 THIRD PARTY GROUPS ACCESS TO VOTER REGISTRATION DATABASE.....	57
4.2 THIRD PARTY ORGANIZATIONS SENT MULTIPLE VOTER REGISTRATION FORMS AND ABSENTEE BALLOT APPLICATIONS TO NEW MEXICO RESIDENTS.....	62
4.3 NUMEROUS ADDRESSES HAVE EXCESSIVE NUMBER OF VOTERS	62
4.4 SECRETARY OF STATE IS NOT DOING HER DUTY TO PURGE VOTER ROLLS OF DECEASED VOTERS	65
4.4.1 DECEASED VOTERS IN DONA ANA COUNTY	66
4.4.2 DECEASED VOTERS IN SANDOVAL COUNTY	68
4.4.3 DECEASED VOTERS IN TORRANCE COUNTY	68
4.5 EYEWITNESS TESTIMONIES OF SUSPICIOUS BEHAVIOR AT POLLING PLACES.....	69
4.5.1 REPORT FROM PRESIDING JUDGE	69

4.5.2	REPORT FROM POLL CHALLENGER.....	69
5	VOTING MACHINES HAVE ILLEGAL FEATURES AND ARE HACKABLE	72
5.1	ADJUDICATION SYSTEM IS ILLEGAL AND PRODUCES ANOMOLOUS RESULTS	72
5.2	ELECTION EQUIPMENT MAY BE CONNECTED TO THE INTERNET IN VIOLATION OF FEDERAL LAW	78
5.3	NEW MEXICO USES VOTER SOFTWARE THAT FRACTIONALIZES VOTES.....	81
5.4	ELECTION EQUIPMENT AND SOFTWARE HAS NOT BEEN CERTIFIED BY AN ACCREDITED INSPECTOR LAB SINCE AT LEAST 2016, UPDATES WERE MADE THAT DESTROY ELECTION RECORDS	85
5.5	DOMINION VOTING SYSTEMS, PROVIDED TENS OF THOUSANDS OF PRE-PRINTED BALLOTS ...	85
7	CONCLUSIONS.....	87

LIST OF TABLES

Table 1.	2020 General Election Summary by County	11
Table 2.	Increase in Absentee Voting in November 2020 over 2016.....	44
Table 3.	Absentee Ballots Have Anomalous Results in All Counties.....	46
Table 4.	Historic Republican/Democrat Absentee Ratios.....	48
Table 5.	Late Registrations and 100+ Voters by County	54
Table 6.	County Registration and Turnout Rates	56
Table 7.	Number of Addresses with High Numbers of Voters	64
Table 8.	Dead Voters Removed Each Year in Dona Ana County	66
Table 9.	Dead Voters Removed Each Year in Sandoval County	68
Table 10.	Adjudication Rates and Support Exceeding Republican Base	74
Table 11.	Summary of Dominion Pre-Printed Ballots.....	86

LIST OF FIGURES

Figure 1. New Mexico Statewide: Population, Registration, Votes	13
Figure 2. Changes in Voter Curves over Time	14
Figure 3. Bernalillo County Population, Registration, and Votes	14
Figure 4. Bernalillo County Ratios Between Registration and Votes	15
Figure 5. Bernalillo County: Population, Registrations, Votes	16
Figure 6. Lincoln County: Population, Registrations, Votes	17
Figure 7. Santa Fe County: Population, Registrations, Votes	17
Figure 8. Percent Change in Registration by County from Jan 2016 to Dec 2017	20
Figure 9. Percent Change in Registration by County from Jan 2018 to Dec 2019	21
Figure 10. Percent Change in Registration by County from Jan 2019 to July 2021	22
Figure 11. Daily Registrations in Dona Ana County from 2016 to 2021	25
Figure 12. Daily Registrations in San Juan County from 2016 to 2021	26
Figure 13. Statewide Daily Registrations 2019 to 2021	27
Figure 14. Daily Registrations in Dona Ana County in First Half of 2021	28
Figure 15. Daily Registrations in Dona Ana County in First Half of 2021	29
Figure 16. First and Second Derivatives of Daily Registrations Show They are Controlled with an Euler Decay Function	30
Figure 17. Dona Ana County Monthly Registrations by Party	31
Figure 18. Apparent Percentage Control Set for Colorado	34
Figure 19. Apparent Percentage Control for Georgia	35
Figure 20. Apparent Percentage Control for Michigan	36
Figure 21. Apparent Percentage Control for New Mexico	37
Figure 22. Presidential Trend Map 2008 - 2020	39
Figure 23. New Mexico Counties Ranked By Potential Fraud in 2020	40
Figure 24. Votes and Registrations Exceeding Population, Harding County	41
Figure 25. Votes and Registrations Exceeding Population, Mora County	41
Figure 26. Votes and Registrations Exceeding Population, Los Alamos County	42
Figure 27. In-Person, Absentee, and Total Votes, 2004 General Election	49
Figure 28. In-Person, Absentee, and Total Votes, 2008 General Election	50
Figure 29. In-Person, Absentee, and Total Votes, 2012 General Election	50
Figure 30. In-Person, Absentee, and Total Votes, 2016 General Election	51
Figure 31. In-Person, Absentee, and Total Votes, 2020 General Election	51
Figure 32. Absentee Voting Historical Relationship to In-Person Voting	52

Figure 33. Third-Party Full Integration with Voter Rolls in PA, VA and Likely NM	58
Figure 34. Rock the Vote has Large Number of “Partners”	59
Figure 35. Registrants added through Rock the Vote and 1,198 Partners	60
Figure 36. Rock the Vote Registrants Turnout in 2014	60
Figure 37. Rock the Vote Registrants Turnout and Vote by Party in 2016	61
Figure 38. Poster Hanging in Dona Ana County Warehouse Counting Facility in November 2020	67
Figure 39. Sister of Candidate Identified as Dominion Employee	71
Figure 40. Trump Support Generally Higher than Republican Base Except Where Adjudication was Used	75
Figure 41. Reference to Networked Systems in Dominion User’s Manual	77
Figure 42. Reference to Wireless Networks in Dominion Manual	80
Figure 43. Dominion Software not EAC Certified	83
Figure 44. Single Vote Divided Between Two Candidates	84

APPENDICES

Appendix A – Population, Registration, Votes Analysis

Appendix B – Lisa Batsch-Smith Affidavit

Appendix C – SOS IPRA Response About Deceased Voters

Appendix D – “Down the Hatch” Study

Appendix E – SOS Letter to Far-Left Third Party Discussing Enhanced Access to
Registration Database

Appendix F – Coercive, Unsolicited Voter Registration Application

Appendix G – Relevant Pages of Dominion Invoices

Appendix H – Secretary of State’s Written Policy Supporting Election Audits

Appendix I – Evidence of Control in Daily Registrations

Appendix J – Adjudication Rates far in Excess of Limit Required by Law

Appendix K – Expert Report: Dominion Tabulators Can Connect to the Internet

Appendix L – Letter from SOS Admitting “Air Gap” is the Only Security Measure Used
Against Hacking

1 INTRODUCTION AND PURPOSE

According to a Rasmussen poll conducted immediately after the November 2020 election, 47 percent of voters said it's likely that the election was tampered with in several states to ensure a Biden victory.¹ In the following months, this number *increased* to 51 percent.² With voter confidence at an all-time low, we are in the midst of a public crisis. Elections are intended to facilitate peaceful transitions of power to ensure domestic tranquility. To mitigate this crisis, **it is the duty of elected officials to make certain that the laws they swear to uphold are defended. Constituents need assurance that our elections are safe and secure.**

Since the November election, citizens across the country, from all political parties, have scrutinized the election process in their states. Likewise, concerned New Mexicans have united around the common goal of ensuring our election results are not only accurate, but free of any form of fraud. Based on a comprehensive investigation and analysis of voter data, registration trends, and available election documentation provided by state and county election officials, **it is clear that New Mexico votes were fraudulently manipulated through a systematic and controlled effort.** The amount of systemic fraud revealed by this investigation can only be described as massive in scope. The key findings supporting this conclusion are as follows:

- (1) The outcome of certain electoral races and ballot issues were (and are) predetermined.
- (2) There is evidence that conclusively demonstrates the existence of “phantom votes.” Phantom votes are defined as votes that were cast on behalf of genuine eligible voters on the voter rolls, or as fictitious entries not tied to a real person.
- (3) There is substantial evidence demonstrating that estimates were made to determine the number of “phantom votes” needed to overcome legitimately

1

https://www.rasmussenreports.com/public_content/politics/elections/election_2020/61_think_trump_should_concede_to_biden

2

https://www.rasmussenreports.com/public_content/politics/general_politics/april_2021/election_integrity_62_don_t_think_voter_id_laws_discriminate

cast votes, i.e., “the will of the people,” in order to install the pre-selected candidates.

- (4) The registration database is artificially inflated. Leading up to the election, a “credit line” of phantom voters is created, and then manipulated to ensure the predicted total turnout stays within a reasonable range.
- (5) The voting system is pre-programmed to perform the monitoring and manipulation activities required to achieve the desired outcome on election day. The individual tabulators may be connected to the internet, but don’t need to be to accomplish the desired effect.
- (6) The voter rolls are backfilled with enough phantom votes to match the pre-determined outcome.
- (7) In the months following the election, a percentage of phantom registrants are removed.

These findings generally fall into four categories:

1. Patterns in the data reveal calculations at work that could not have come from natural human behavior.

- The relationship between population, registration, and votes is too closely correlated to have occurred naturally. Portions of the registration database and vote totals are calculated.
- The voter registration database shows fraudulent activity has been occurring for years and is automated with an equation to produce desired outcomes.
- The election data broadcast by the media on election night show votes were being calculated and not counted in every state.

2. There are statistical anomalies throughout the voter registration database and election results that cannot be reconciled with historical trends.

- More people are registered and voted than even live in most New Mexico counties for certain age groups.

- Voter registration trends do not correlate with election results. These trends have been used for decades to accurately predict election results. The fact that trends did not correlate with election results in 2020 provides independent evidence that all was not right in 2020.
- 50,000 voters are listed as having registered *after* election day; voters as old as 120 voted in November.
- Registration and turnout rates in all counties exceed historical norms and are high enough to indicate fraud. Some counties had more people voting than even live in the county for certain age groups.
- There are serious anomalies in the data for absentee ballot voting.
- Tabulator tapes checked in nine counties do not match the total votes reported by the SOS.
- The voter registration rolls are currently being canvassed across the state. Preliminary estimates of results indicate a minimum error rate of 6 percent up to 40 percent depending on the county.

3. A vulnerable voting registration database and substandard policies and practices have left our election system corrupt and exposed.

- 1,198 third-party groups were given enhanced access to add voters to the registration database by the Secretary of State (SOS), Maggie Toulouse Oliver.
- Third-party organizations sent ridiculous numbers of voter registration and absentee ballot forms to New Mexico residents, encouraging fraud. The mailers were coercive and sent without any attempt reach only to eligible voters.
- Numerous addresses have excessive numbers of voters and preliminary canvassing results indicate many of these are fraudulent.
- Secretary of State is not performing her duty to purge voter rolls of deceased voters.
- In some counties, poll watchers and presiding judges are being cut out of the election process and not allowed meaningful access or supervision of the election.

4. Voting machines provided by Dominion Voting Systems have illegal features that are vulnerable to hacking.

- The “adjudication” feature was never contemplated by the legislature and produces illegal error rates and results in anomalous outcomes in counties where it was used.
- Election equipment is possibly connected to the internet, which may include tabulators. Examination of the same voting machines used in New Mexico revealed cellular modems hidden in the hardware. The Secretary of State does not deny the tabulators may have capability to connect to the internet.
- Dominion Voting Systems’ software fractionalizes votes in violation of state law.
- Dominion Voting Systems provides tens of thousands of pre-printed official ballots in addition to test ballots. It is unclear what these are used for.

The evidence presented in this investigative report demands immediate attention by our elected officials. It is our recommendation that a full forensic audit of election processes and equipment in New Mexico statewide take place immediately, and *not* a risk-limiting audit. We further advise that each county use its independent authority over its county voter rolls, election equipment, and election processes to mitigate the illegal practices carried out by others, whether intentional or unwitting, that have taken place throughout the state of New Mexico.

It is the solemn duty of state and county government officials to ensure elections are free of corruption. This report also serves as notice to all relevant law enforcement agencies to carry out their constitutionally mandated responsibilities, and investigate and prosecute those found in violation of the public trust to the fullest extent of the law.

2 EVIDENCE OF DESIGN IN THE ELECTION PROCESS

Using the state's own data, we discovered that portions of both the registration database and the voting results are designed or *calculated*. The voter rolls and voting history reveal a calculated relationship between population, registration, and votes. The registration database reveals that registrants are being injected into the rolls according to an equation. The election results data reported on election night by the media also shows that the votes were being forced to converge to a certain result. Votes were also periodically subtracted from one candidate and moved to another. None of this is consistent with natural human behavior and shows that our elections were being calculated and not counted.

For reference throughout this report and to highlight how anomalous the November 2020 election was, we provide the overall turnout for both 2020 and 2016 by county and how the vote was divided by absentee, early voting, and election day voting in **Table 1**. Statewide, there are a total of approximately 124,000 more votes cast in 2020 than were cast in 2016 – with all of these extra votes coming from absentee ballots. The Center for Tech and Civic Life (CTCL) is an organization partially funded by Mark Zuckerberg, CEO of Facebook. CTCL gave funds directly to governments for use in the 2020 elections and encouraged the increase of absentee voting.

Table 1. 2020 General Election Summary by County

	ABSENTEE		EARLY VOTING		ELECTION DAY VOTING	
	2020	2016	2020	2016	2020	2016
Bernalillo*	140,892	28,744	145,326	182,255	32,981	65,641
Catron	560	297	1,007	664	771	1,108
Chaves*	3,771	3,368	14,972	9,789	3,759	7,196
Cibola*	2,006	465	4,106	3,062	2,831	4,607
Colfax	2,170	573	1,931	1,692	1,958	3,110
Curry	3,354	729	8,875	7,286	2,923	5,435
DeBaca	193	73	499	365	221	493
Dona Ana*	27,806	3,456	40,239	40,460	14,908	27,168
Eddy*	3,682	1,154	15,888	10,861	3,722	7,758
Grant*	4,342	3,975	8,275	4,619	1,904	4,363
Guadalupe	938	358	696	550	575	948
Harding	169	145	217	170	125	216
Hidalgo*	595	289	711	516	689	1,114
Lea	2,762	1,006	14,077	9,231	4,140	7,579
Lincoln*	2,613	929	5,981	4,607	1,754	3,425
Los Alamos*	5,148	863	6,090	7,404	1,163	2,720
Luna	2,187	494	4,620	4,355	1,356	2,519
McKinley*	3,785	1,766	13,489	5,870	9,352	14,298
Mora	739	209	1,084	921	892	1,344
Otero	5,991	1,429	13,022	10,914	4,651	7,872
Quay	776	234	2,138	1,720	986	1,652
Rio Arriba	4,386	600	7,122	5,372	5,202	9,043
Roosevelt*	1,166	1,919	4,123	1,324	1,338	2,752
San Juan	10,698	2,596	31,845	24,547	9,947	19,195
San Miguel	5,326	788	3,881	4,189	2,386	5,863
Sandoval	29,721	6,061	37,329	40,757	9,756	15,255
Santa Fe*	39,223	5,645	34,697	43,302	8,636	22,978
Sierra	1,628	451	3,189	2,906	1,163	1,863
Socorro	1,940	613	3,222	2,848	2,046	3,463
Taos	5,863	886	8,032	8,446	3,366	6,038
Torrance*	2,086	627	3,425	2,709	1,821	3,063
Union	325	182	1,001	736	473	800
Valencia	11,951	5,552	15,384	12,315	5,092	9,956
	328,792	76,476	456,493	456,762	142,887	270,835

*Received CTCL Grant Funds, if funds not spent in 2020, written requests can extend them to next election.

2.1 RELATIONSHIP BETWEEN POPULATION, REGISTRATION, AND VOTES IS CALCULATED IN ALL NEW MEXICO COUNTIES

It was noticed by a scientist named Dr. Douglas Frank that the 2020 election seemed to have an unnaturally high correlation between population, registration, and votes in several states which suggested that the number of people in the registration database and the number of people who voted was **calculated and not counted**. This group wanted to see if such a correlation existed in New Mexico.

To understand the evidence in this section, the concept of *correlation* must be explained. Data sets can sometimes be predicted with shapes or equations. Scientists use these natural relationships to make predictions about outcomes. How well a data set can be described by an equation is called a *correlation* and it is measured by the *correlation coefficient*. If the correlation between a data set and an equation is perfect, the correlation coefficient will be 1. If there is no correlation at all between a data set and an equation the correlation will be 0. **When scientists are studying natural data sets, if they find an equation that can predict a data set with a correlation of 0.6 to 0.8, that is considered a very strong correlation. In natural sets of data, it is extremely unlikely that correlation coefficients greater than 0.8 will be observed on a regular basis.**

Figure 1 is a graph of the population, registration, and votes by age for our state. The data used in the analysis comes from the 2019 U.S. Census population estimate data and the statewide voting rolls provided by the New Mexico Secretary of State.

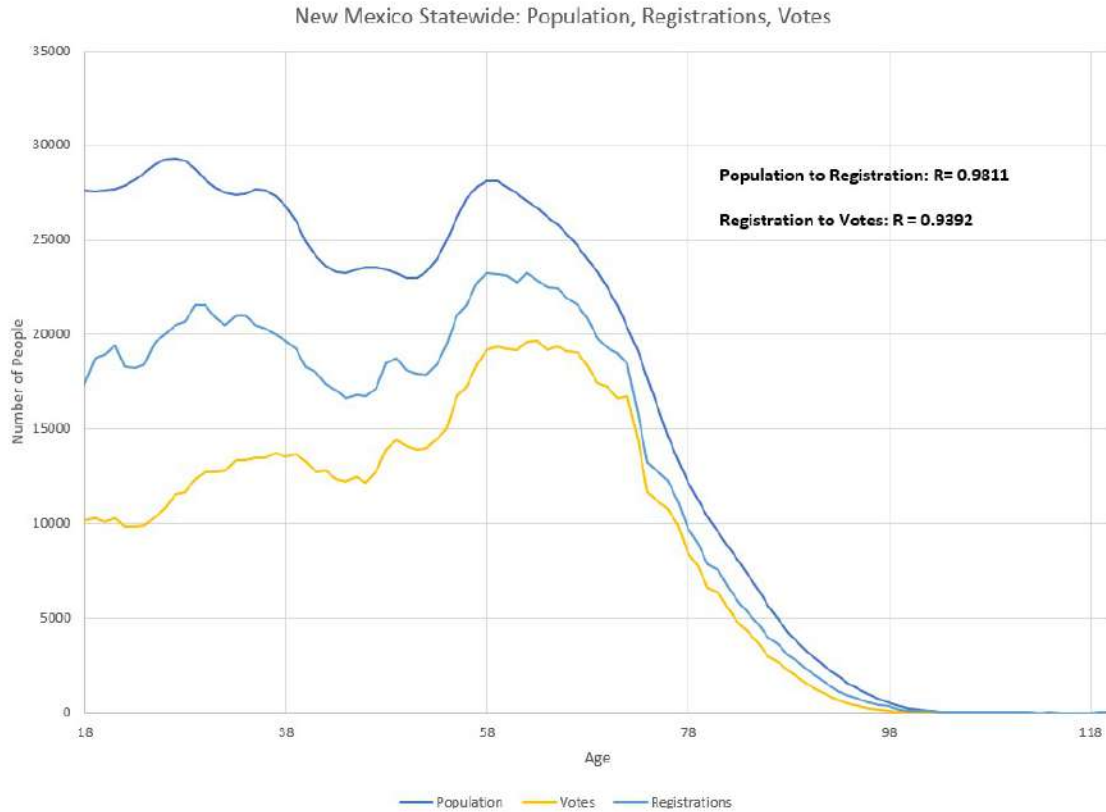


Figure 1. New Mexico Statewide: Population, Registration, Votes

From the figure, the population, registration, and votes track almost perfectly with each other. All three curves share the same peaks and valleys. The shapes seem nearly identical, just offset from one another. The correlation coefficient between the population and registration curve is 0.9811 - an almost perfect correlation which is highly unlikely.

To understand why it is very unlikely that the population, registration, and votes could track so closely together, it is helpful to look at this as a historical progression of voter registration in another county that was studied by Dr. Frank. **Figure 2** is a 3-D graph of how the registration curves by age changed over time in a county in Pennsylvania. The curve for 2020 had a near-perfect correlation with the population curve for this county, while the historical curve for 2002 had a very low correlation coefficient with the population curve. It is clear over time how the registration curves were slowly filled in to reach the population available.

**Voter Age Distribution, Montgomery County, PA
2002 to 2020**

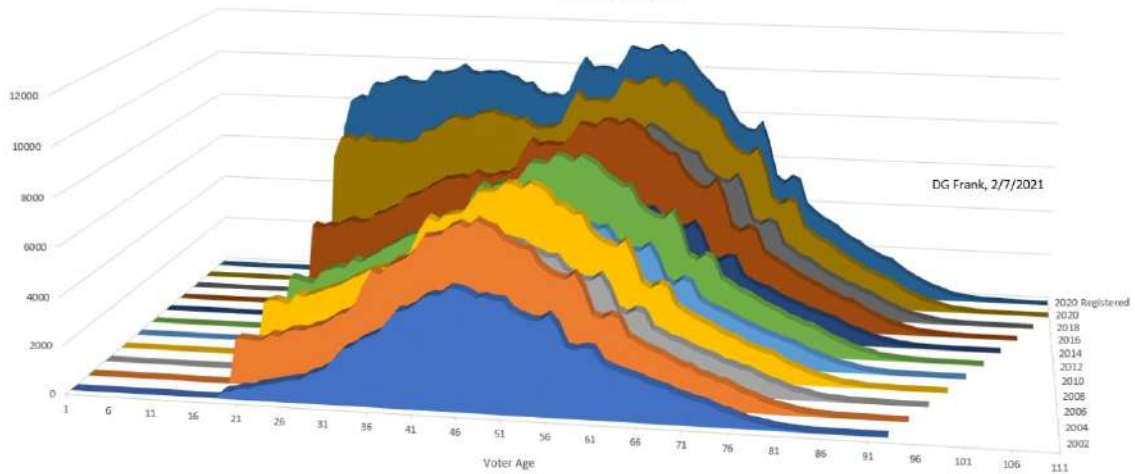


Figure 2. Changes in Voter Curves over Time

Drilling down to the population, registration, and votes curves for Bernalillo County - we calculated the ratio between votes to registration for every age between 18 and 100 (**Figure 3**).

Bernalillo County, NM: Population, Registrations, Votes

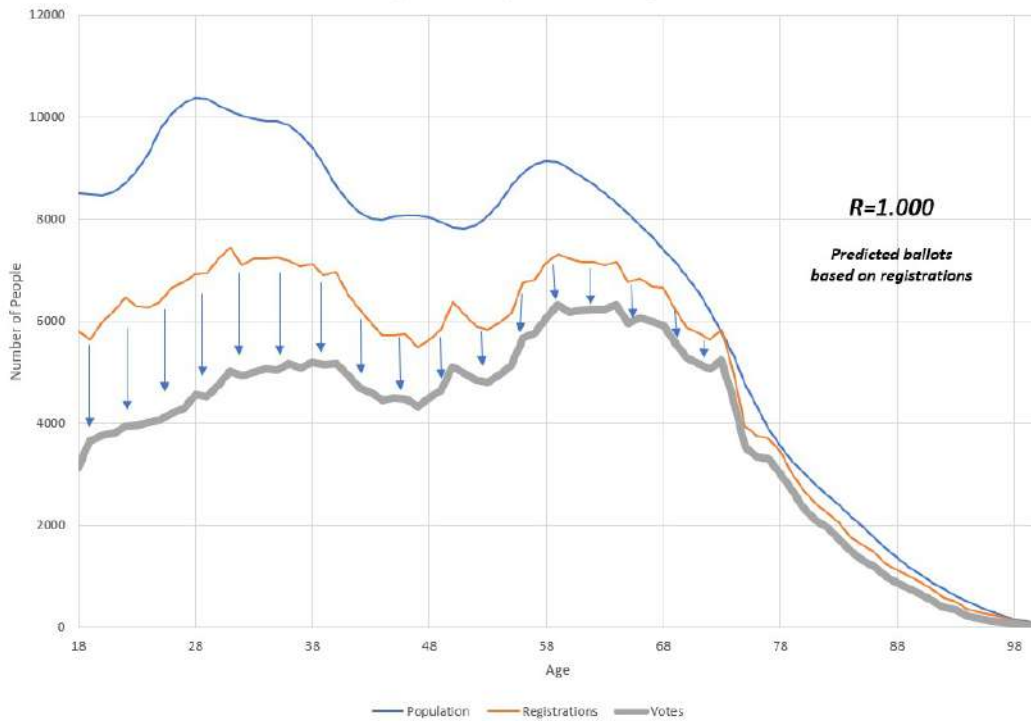


Figure 3. Bernalillo County Population, Registration, and Votes

This yields a set of points that flow in an unnaturally smooth curve when graphed. In fact, an equation, called a sixth order polynomial, can be fit to that set of points with an almost perfect fit. **Figure 4** shows this set of ratios and the equation that fits to the data points. The correlation between the data points and the equation is 0.996, which is also inexplicably high for a natural set of data.

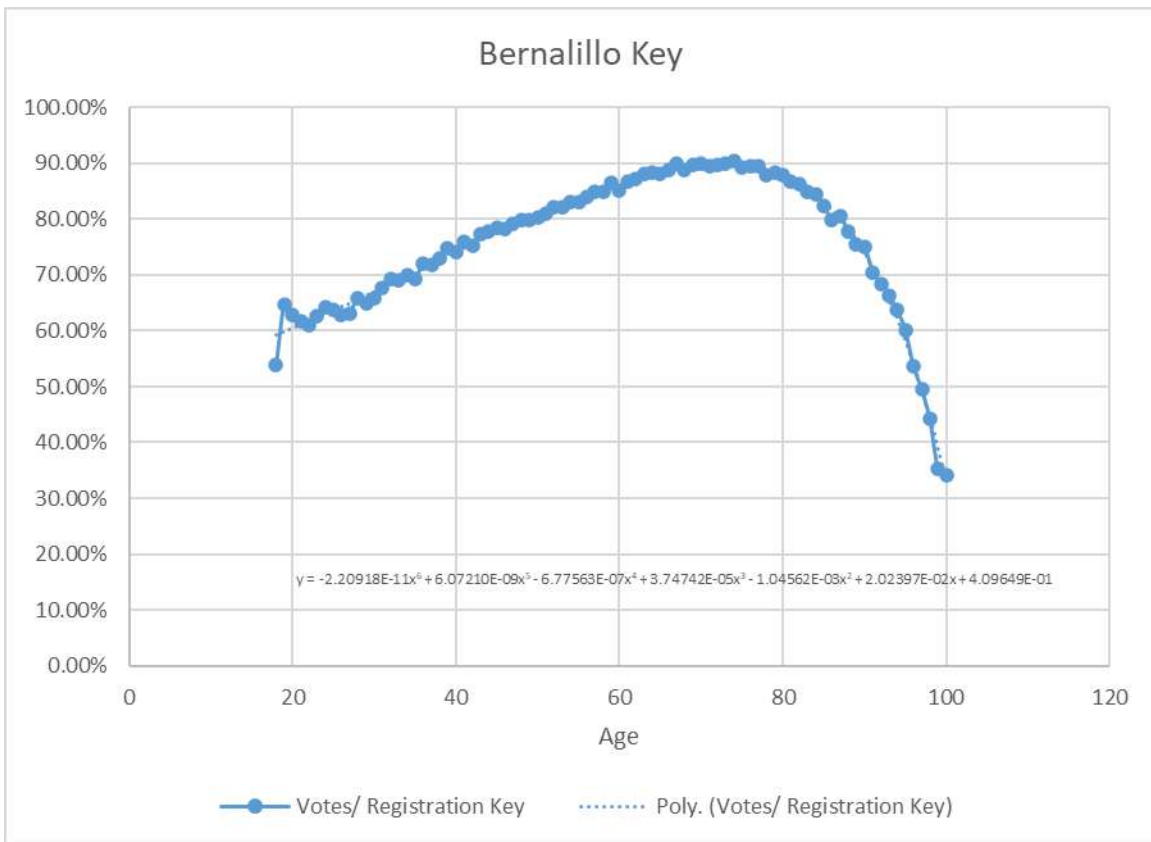


Figure 4. Bernalillo County Ratios Between Registration and Votes

Figure 4 shows that in Bernalillo County, about 60 percent of 20-year-olds voted, 75 percent of 40-year-olds, 90 percent of 70-year-olds voted, etc. Now we can use this equation to predict how many votes will be cast in Bernalillo County based only on the number of people who are registered in the county by age. **Figure 5** shows the population, registrations, votes, and *predicted votes* for Bernalillo County.

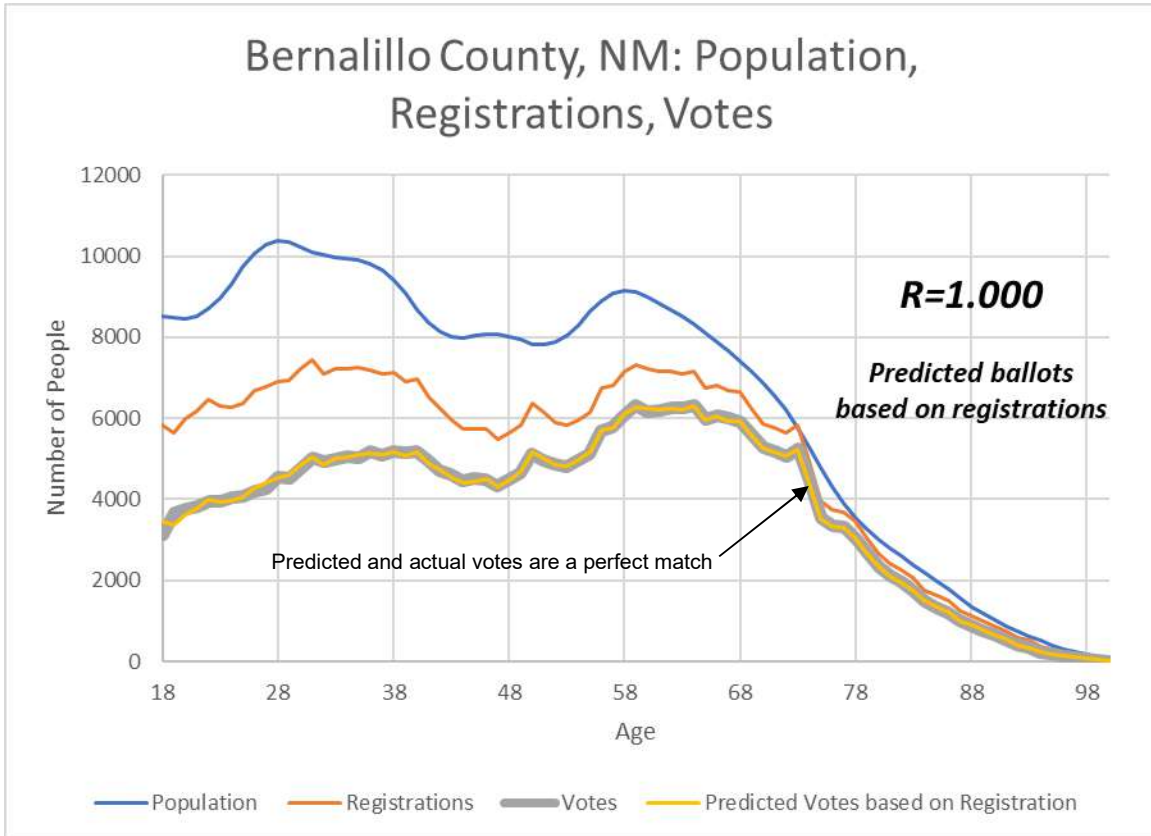


Figure 5. Bernalillo County: Population, Registrations, Votes

From the figure, notice that the *predicted* and *actual* votes line up almost perfectly. In fact, the correlation coefficient between these two curves is 1.000. For a natural data set, this outcome is considered nearly impossible unless the outcome was calculated by an equation, or *algorithm* in the first place.

We might think that this is just a coincidence until we apply this same equation from Bernalillo County to every other county in New Mexico and find that it yields similar, unnaturally accurate results across the entire state. This means that just by looking at the registration and voting data in one county in New Mexico, the number of people who vote in each age group can be predicted with essentially perfect accuracy *across the entire state*. **Figure 6** and **Figure 7** show the results of this analysis for Lincoln and Santa Fe counties. The graphs for all 33 counties can be found in **Appendix A**.

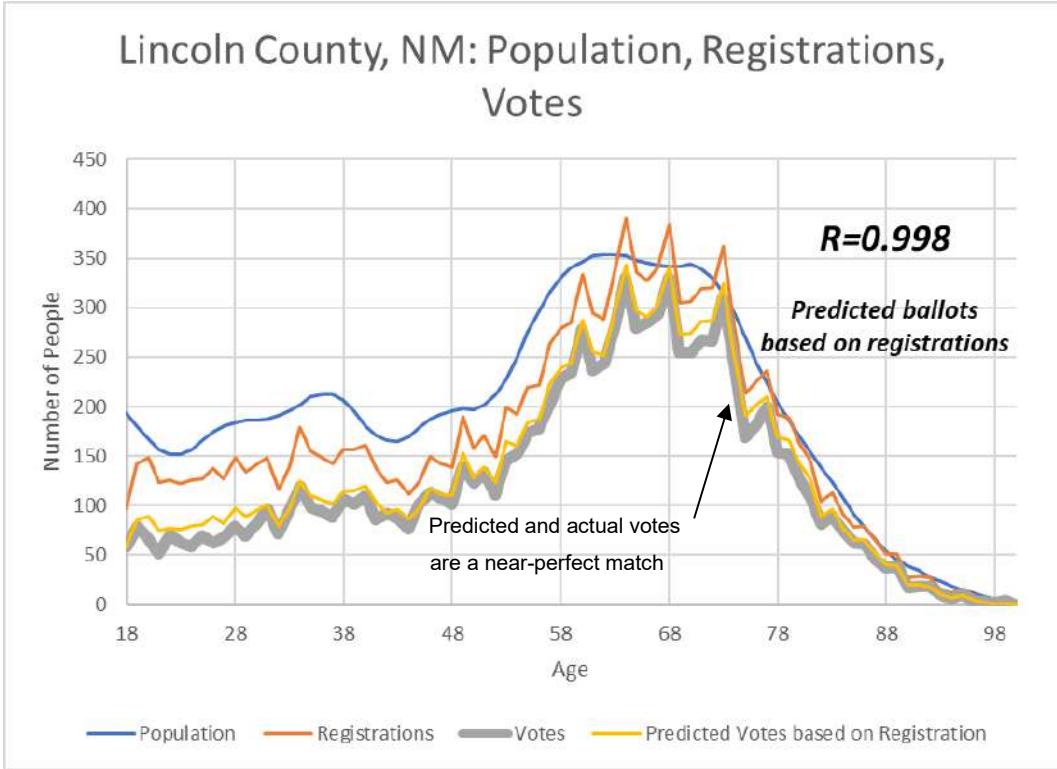


Figure 6. Lincoln County: Population, Registrations, Votes

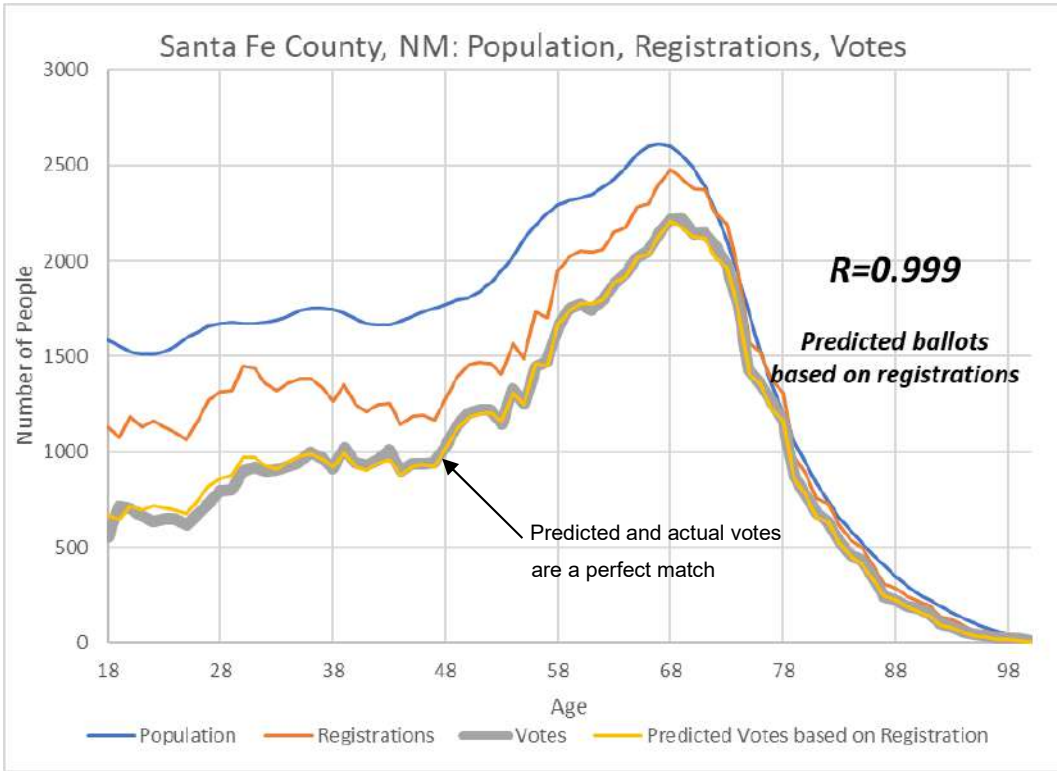


Figure 7. Santa Fe County: Population, Registrations, Votes

This phenomenon is *statistically impossible* to occur in a natural data set. After all, the demographics across New Mexico counties vary widely – some have college towns, some are very rural, some have large urban centers, county populations vary widely, tourist counties have large transient populations. Based on these huge differences between counties, it would not be expected that each age group in every county would behave in exactly the same, predictable manner.

The improbability of this happening randomly in the real world can be visualized by using a 57-sided die, with each side numbered 34 to 90 to represent a possible turnout percentage for each age group. The die is rolled 83 times for each year of age between 18 and 100 and the results are logged. For example, for County 1 let's say we get this set of numbers:

COUNTY 1 Turnout by Age									
AGE:	18	19	20	21	22	23	24	...	100
Roll Result:	58%	59%	60%	61%	62%	63%	64%	...	34%

Then we do this again for County 2 and get the *exact same set of numbers, in the same order*.

COUNTY 2 Turnout by Age									
AGE:	18	19	20	21	22	23	24	...	100
Roll Result:	58%	59%	60%	61%	62%	63%	64%	...	34%

Then that process with the die is repeated for all 33 counties in New Mexico, and the same set of numbers is obtained *in order, every single time*. It is far more likely that one person could win the lottery 33 times in a row than the votes by age in each county in a state could be nearly perfectly predicted with an equation. Then repeat this example by the number of states that have been shown to display this same phenomenon, which include Colorado, Pennsylvania, Ohio, and many others.

This is extremely strong evidence that how many people in each age group who were going to vote in 2020 was *predetermined with an algorithm*. It is very

likely that after everyone who was going to vote had voted, “ghost voters” were then injected into the totals so that the votes curve would fill out the predetermined outcome that matched the equation. The votes of these ghost voters could be manipulated as needed based on the votes that were legitimately cast so that certain candidates up and down the ballot would win their races. More on this analysis and where these “ghost voters” might have come from will be discussed in later sections.

2.2 REGISTRATION DATABASE IS CONSTANTLY MANIPULATED

The Secretary of State’s own monthly reports and the voter registration database were analyzed, and patterns were revealed that are completely inconsistent with naturally occurring sets of data. This analysis indicates the voter registration database is constantly being artificially manipulated and has been for many years.

2.2.1 VOTER REGISTRATION TRENDS FROM SOS MONTHLY DATA INDICATE STATEWIDE FRAUD

Using the monthly statewide voter registration reports from the New Mexico SOS, **Figure 8** shows the percentage change in the voter rolls for January 2016 through December 2017, which includes the 2016 presidential election. **Figure 9** shows the same information for January 2018 through December 2019, which includes mid-term federal elections. **Figure 10** shows the same information for January 2020 through July 2021, which includes the 2020 presidential election.

From the figures, **registration trends track together in almost all New Mexico counties over the full five and a half years shown.** It is impossible given the wide differences in demographics between all our 33 counties that nearly identical increases or decreases in registration would occur every month over that long a period. Yet the voter registration history shows that is exactly what happened. In fact, the county curves have correlations with each other as high as 0.99. This indicates that the entire state voter database is being inflated and deflated artificially. Around the summer of 2021, some counties seem to fall out of the percentage control. This is likely because they were close to or exceeding their entire population (see **Section 3.2**).

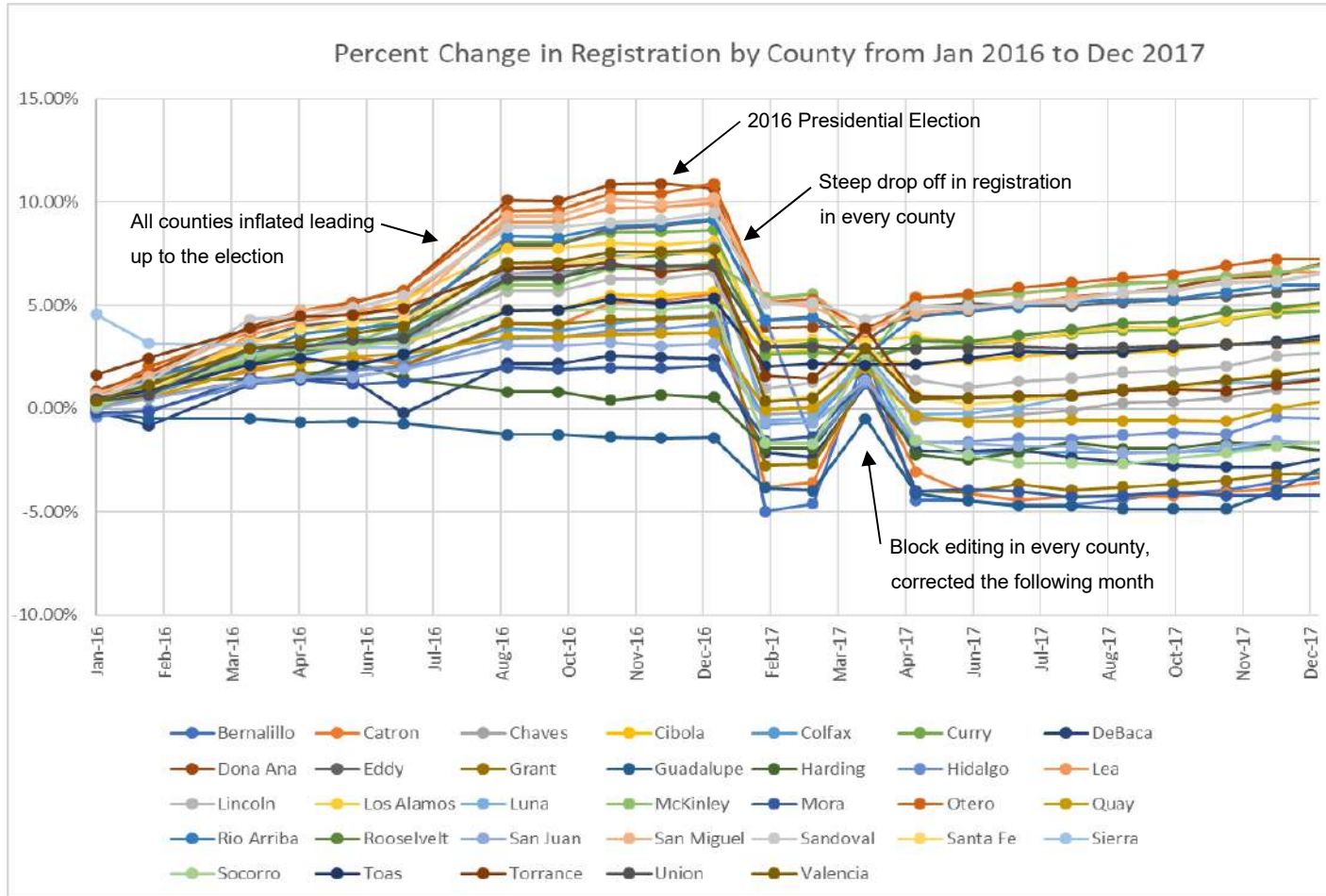


Figure 8. Percent Change in Registration by County from Jan 2016 to Dec 2017

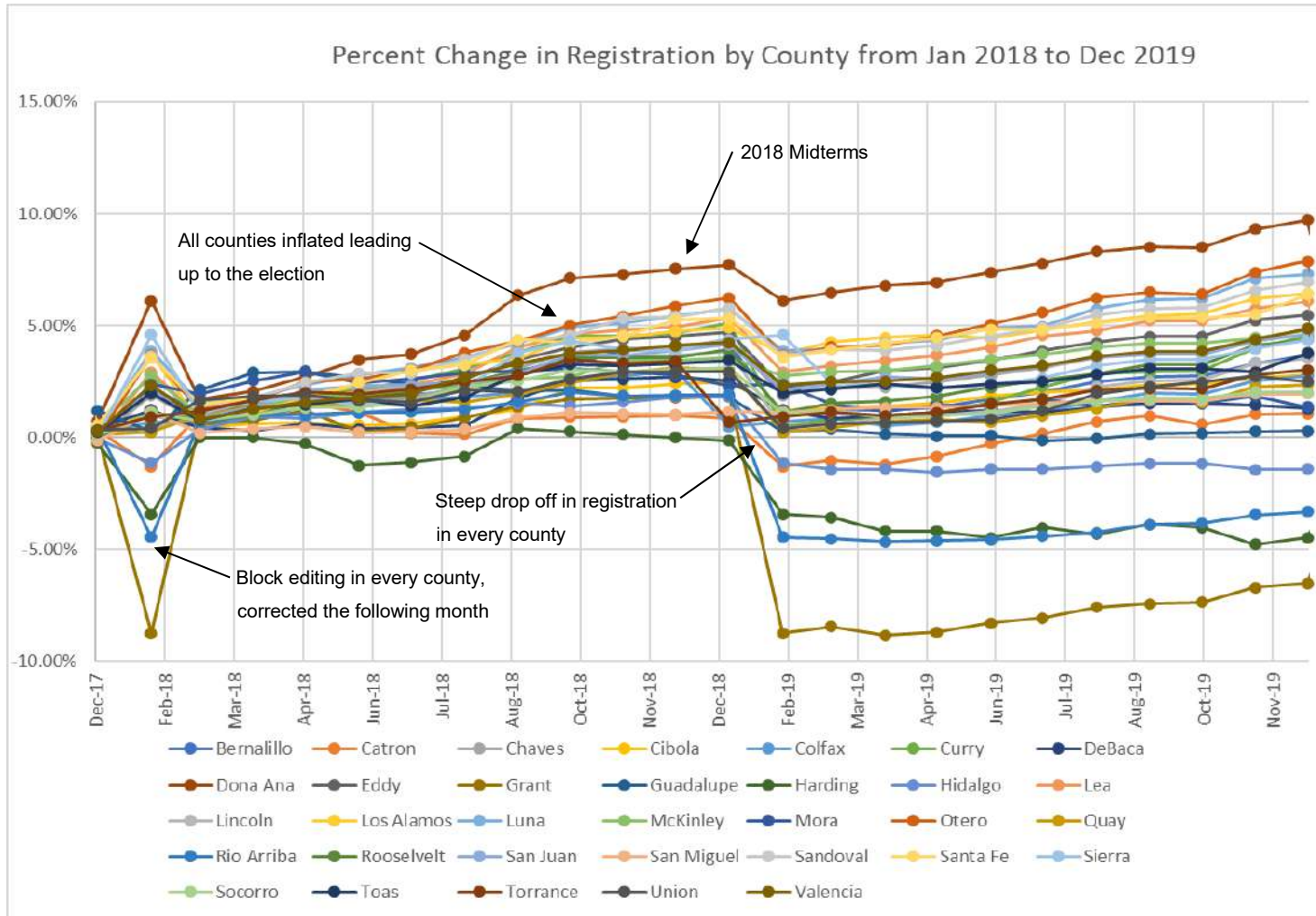


Figure 9. Percent Change in Registration by County from Jan 2018 to Dec 2019

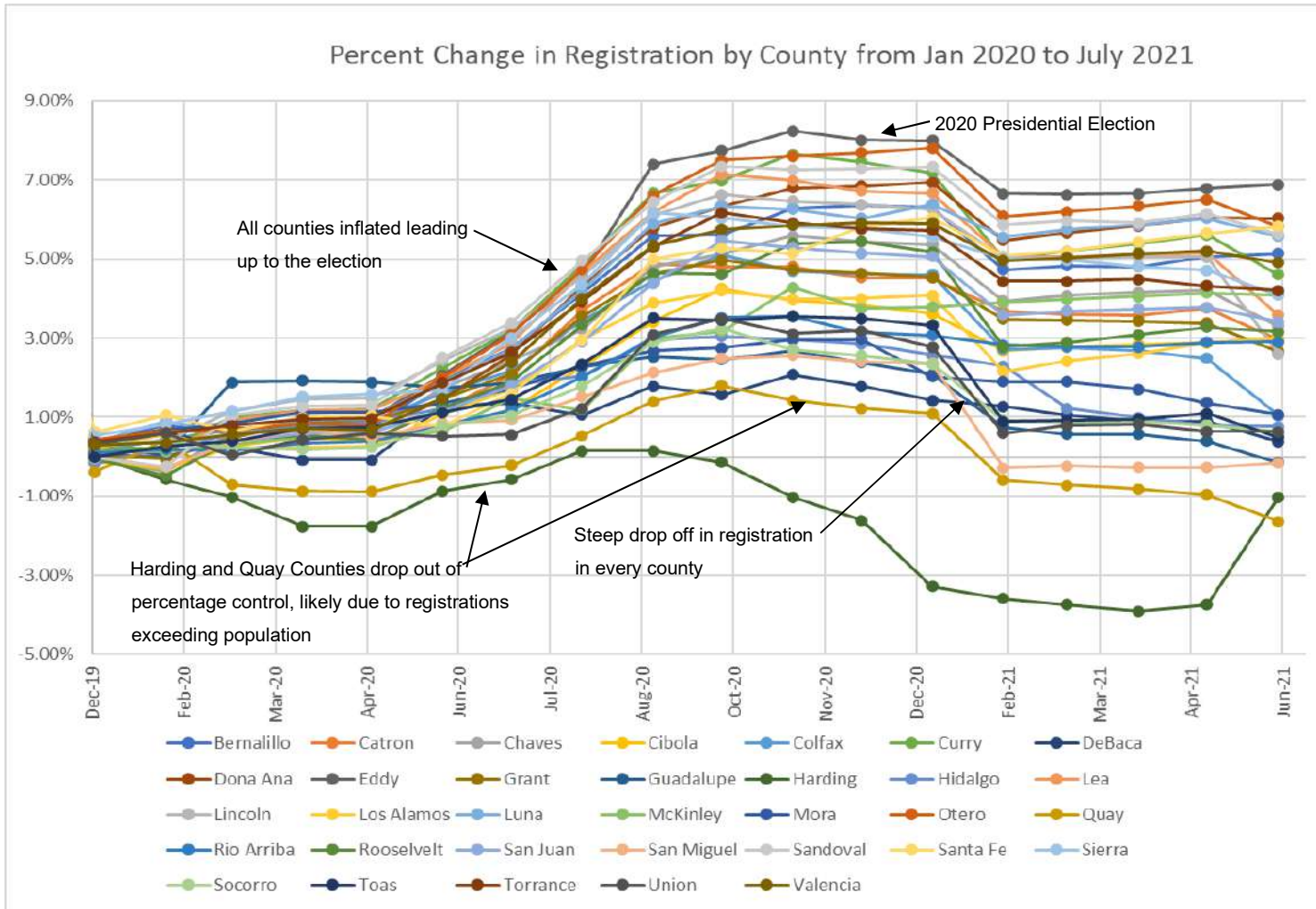


Figure 10. Percent Change in Registration by County from Jan 2019 to July 2021

In addition to the impossibility that all the counties would track together like the SOS data shows, consider that the entire state was on some form of lockdown from March 2020 through the spring of 2021. Yet, the voter roll history shows that approximately 77,000 total voters were added to the voter rolls statewide from January to November 2020, an increase of 6.0 percent in only 11 months. This large increase can be seen in **Figure 10. It defies logic that such a large increase could have occurred during the time the state was locked down and the normal means of registering voters were closed: college campuses were closed to students, the Department of Motor Vehicles offices were closed throughout the state, and the governor discouraged door-to-door interactions for political purposes.**³

The disparity between the growth-rate of the statewide voter rolls from 2016 to 2020 is even more alarming when compared to the population growth of the state which was only 0.2 percent per year. This means that registrants were added to the voter rolls 34 times faster than the state's growth in population.

Figures 9 and 10 prove the entire voter registration database is manipulated and corrupted at will. It is unclear who is doing this, but this manipulation has been going on so long that the entire voter registration database is corrupt and must be rebuilt with only genuine registrants and with real security that cannot be hacked in this way at either the county or state levels. **Section 4.1** shows that third parties have been given enhanced access to the voter registration database in New Mexico by the SOS. This must cease immediately. Investigations must be started to expose the continuing exploitation of voters.

2.2.2 DAILY COUNTY VOTER REGISTRATION TRENDS SHOW AN ALGORITHM IS ADDING VOTERS

The previous section shows that the entire state voter rolls are being manipulated in a block. More information about how this is being done can be found by extracting daily registration trends from the state voter rolls. **Figure 11 and 12** shows the total daily registrations for Republicans and Democrats in Dona Ana and San Juan Counties from 2016 through 2021. **Figure 13** shows the statewide total daily registrations from 2019 through 2021. **Appendix I** contains the daily registration graphs for all 33 counties.

³ <https://www.foxnews.com/politics/new-mexico-governor-door-knocking-protests-coronavirus>

The figures show that whether looking at individual counties or the statewide behavior, the daily registration curves have nearly identical shapes with spikes occurring in all counties approximately a month before the primary and general elections. An unusual number of daily, coordinated, spikes are seen in the data around the November 2020 election in every county leading up to and following the election. **Section 3.4 shows that 50,000 voters statewide were added to the rolls over several months following the election, indicating backfilling of voters and votes may have been going on. It is impossible that any of this could happen in a natural data set with honest record keeping of real registrants.**

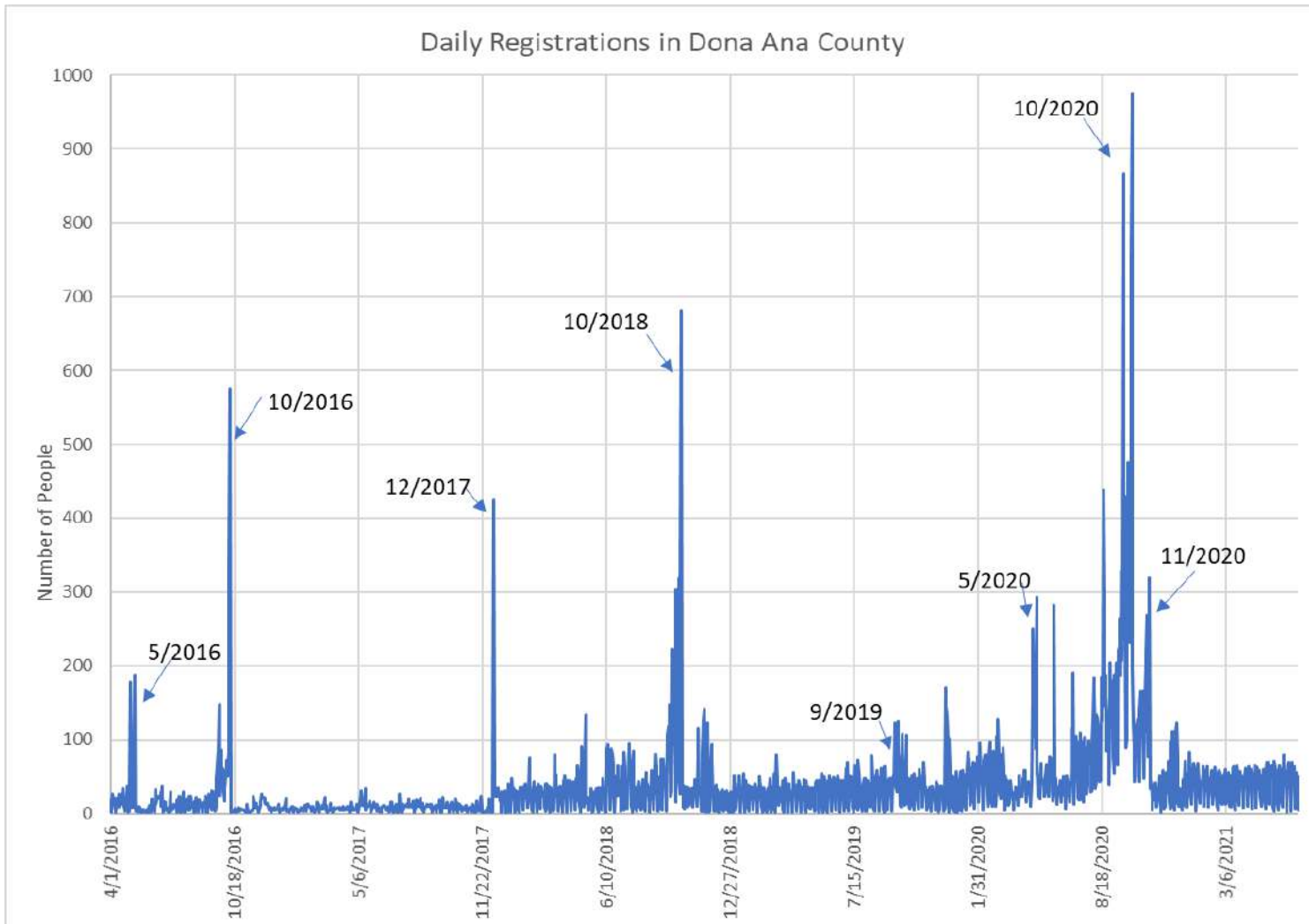


Figure 11. Daily Registrations in Dona Ana County from 2016 to 2021

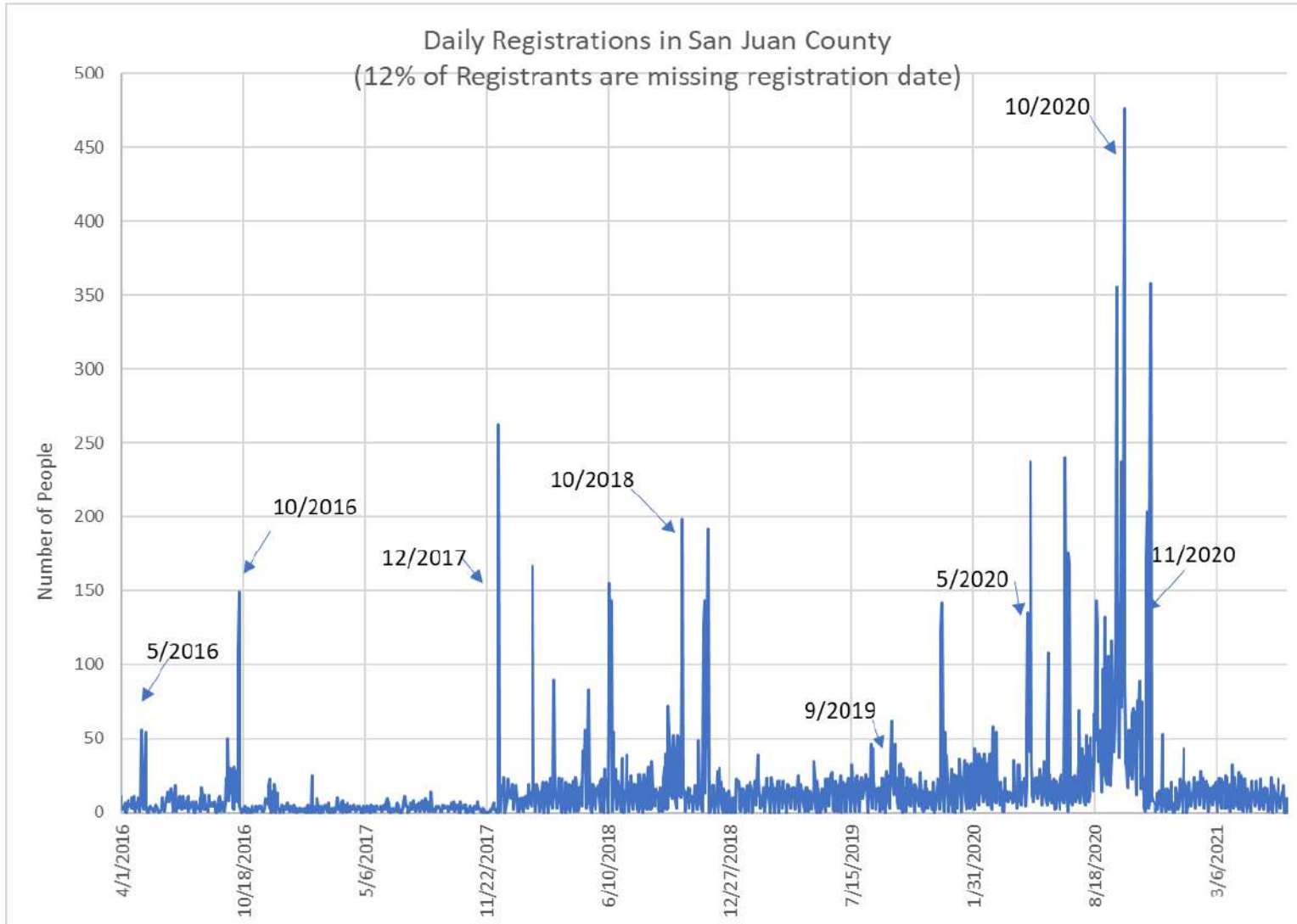


Figure 12. Daily Registrations in San Juan County from 2016 to 2021

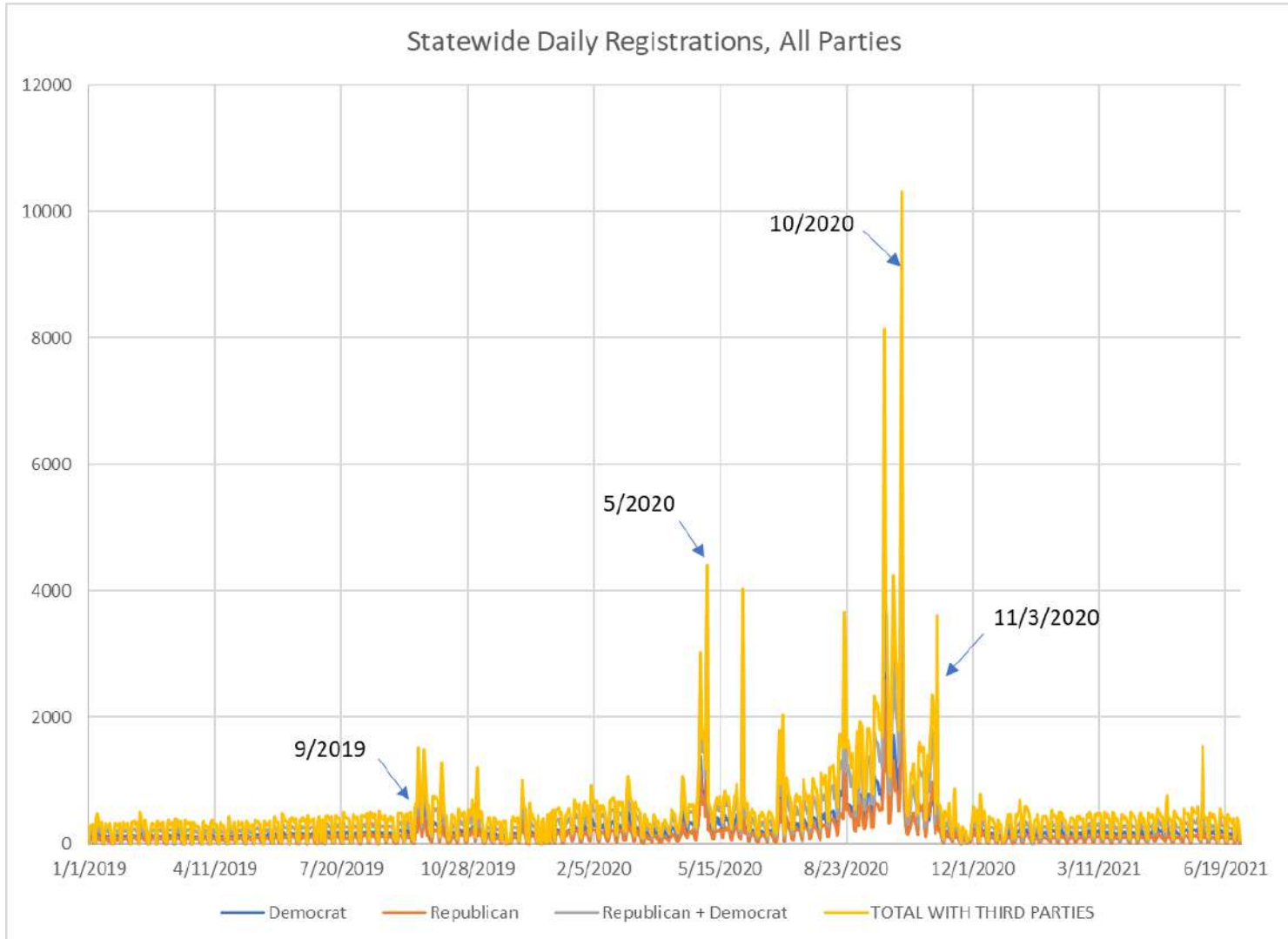


Figure 13. Statewide Daily Registrations 2019 to 2021

Zooming in on the daily curve for Dona Ana County shown in **Figure 11** creates **Figure 14**. When we look closely at a few months of this data at a time we see clearly that the registrations are not natural. The figure shows a repeating weekly, two-peaked hill pattern with almost identical maximum and minimum daily injections of registrants for several months at a time.

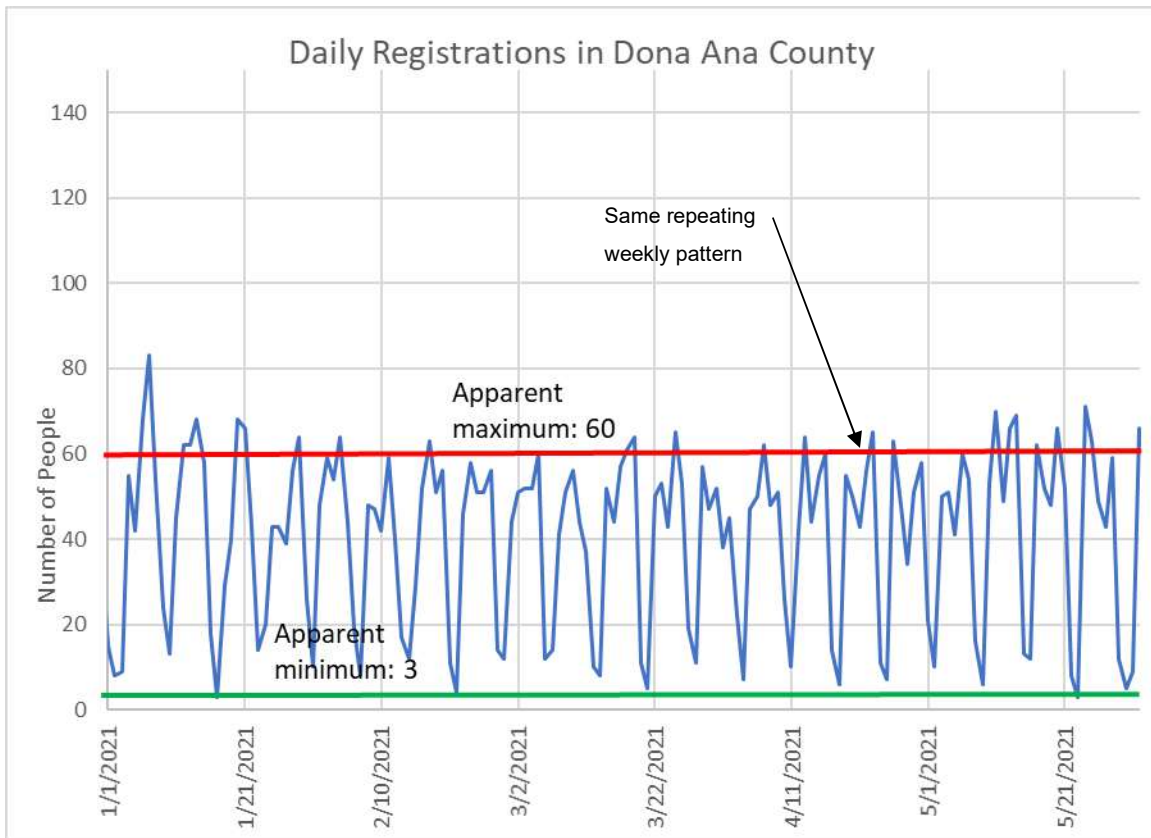


Figure 14. Daily Registrations in Dona Ana County in First Half of 2021

In a natural data set, new registrations come in randomly and existing registrations are updated as people happened to renew their license at the DMV, attended a rally, had an activist arrive at their door or stop them on the sidewalk and ask them to register, or update their registration if they moved. These things are not coordinated county by county, or across the state. They would tend to occur in spurts. However, the voter roll data clearly shows that the weekly patterns repeat across counties for years at a time. The pattern is even more troubling when viewed at the state level and with the party registration included as shown in **Figure 15**.

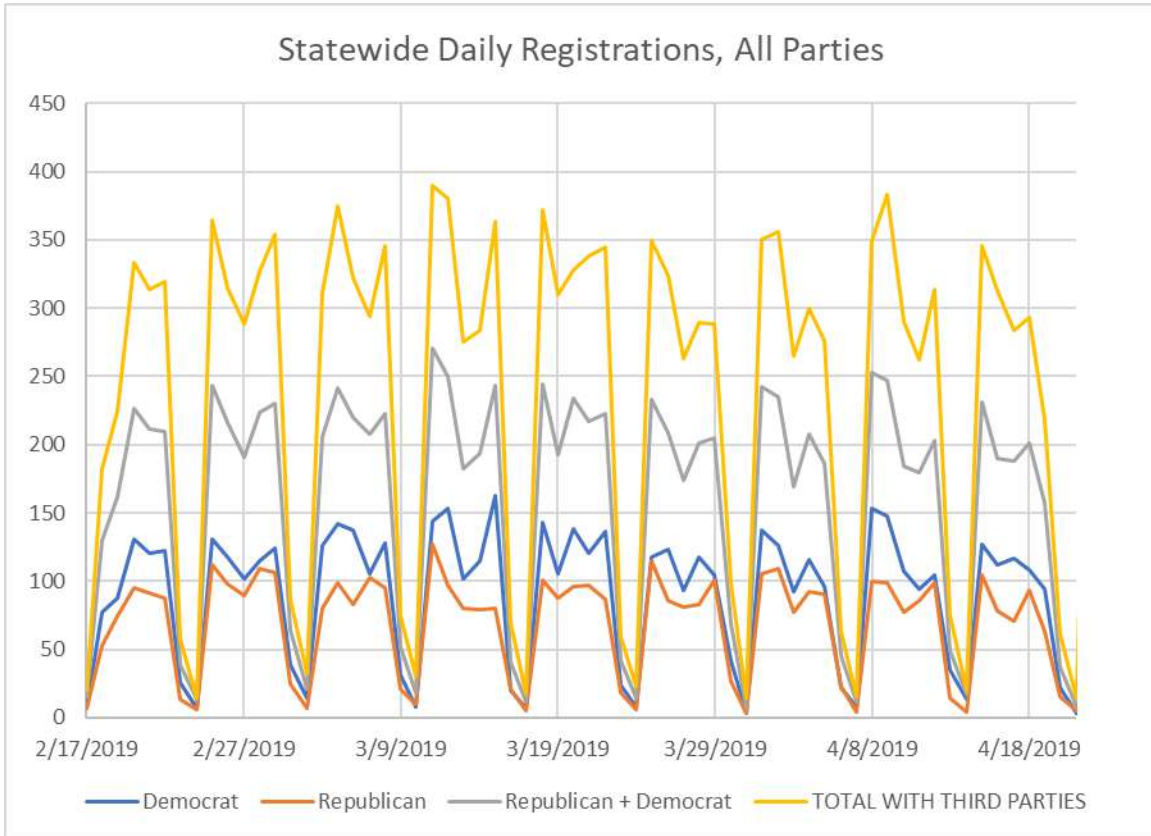


Figure 15. Daily Registrations in Dona Ana County in First Half of 2021

From the figure, not only are the weekly patterns unnaturally similar, but even the parties assigned to the new registrants come in at the same ratios. **Again, it is impossible that these daily injections to the voter rolls could have the same patterns repeat over time and from county to county and across the state without being calculated with an algorithm.**

Further proof is provided when the first and second derivatives of the daily registrants are plotted as shown in **Figure 16**. The first derivative is the slope of a line, and the second derivative is the slope of the first derivative. The shape of the derivatives mimic each other and reveal that the original daily registration curve was almost certainly derived from some form of the Euler decay function expressed as $N=N_0 * e^{-\lambda t}$. This function is the only type of function where multiple derivatives can be taken and they will all have the same shape.

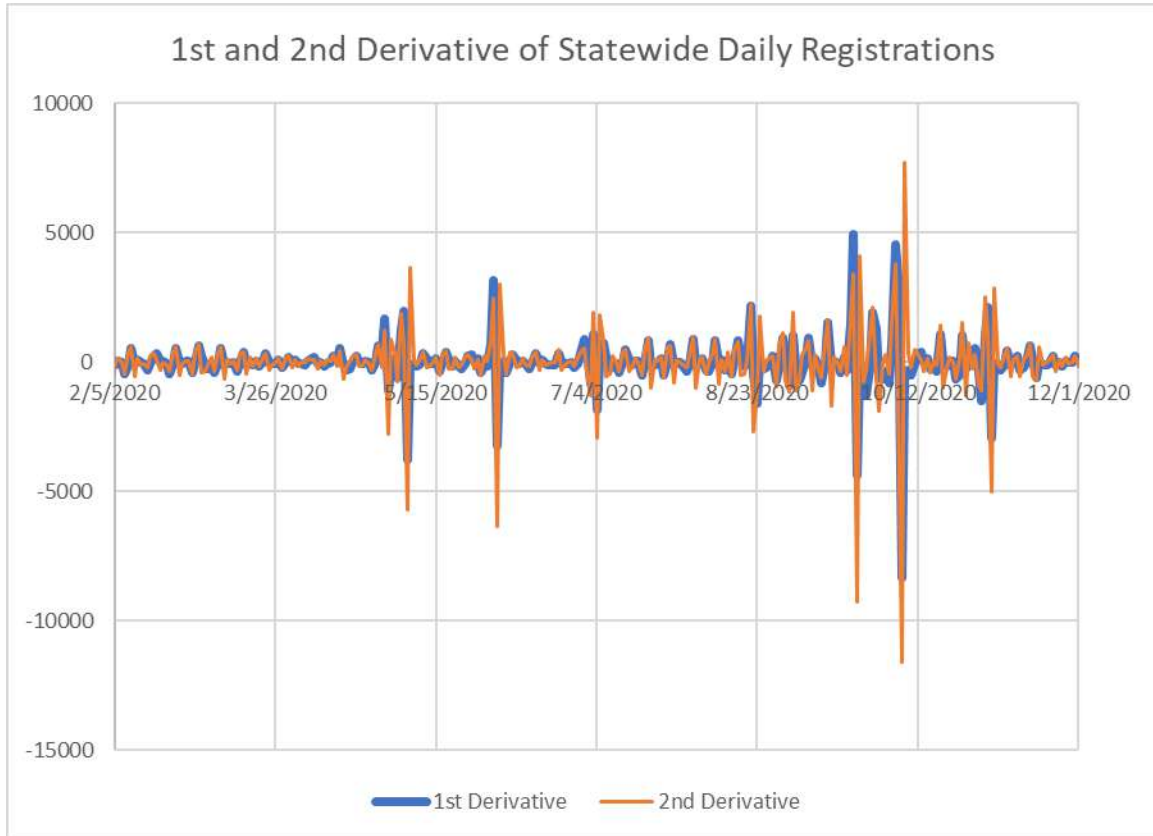


Figure 16. First and Second Derivatives of Daily Registrations Show They are Controlled with an Euler Decay Function

Figure 16 shows the first and second derivative of the statewide daily registrations oscillating around the same horizontal line **as is unique to the Euler decay function**. The patterns in the daily registrations observed are absolutely not possible to achieve from a natural data set based on the random behavior of real people. **This is further proof that the voter rolls in New Mexico have been completely controlled for many years.**

2.2.3 REGISTRATION DATABASE IS BEING MANIPULATED AT THE PARTY LEVEL

In order to inject voters into the registration rolls in New Mexico with nonexistent voters, they must be assigned a party affiliation or "decline to state" (DTS) status. That means whoever is manipulating the voter rolls is choosing which party is given advantage over the others. By grouping the daily injections into the Dona Ana County voter rolls, as discussed in the previous section, into monthly registrations, we can plot

the history of these monthly registrations over a long period of time. **Figure 17** shows the monthly registrations by party for Dona Ana County.

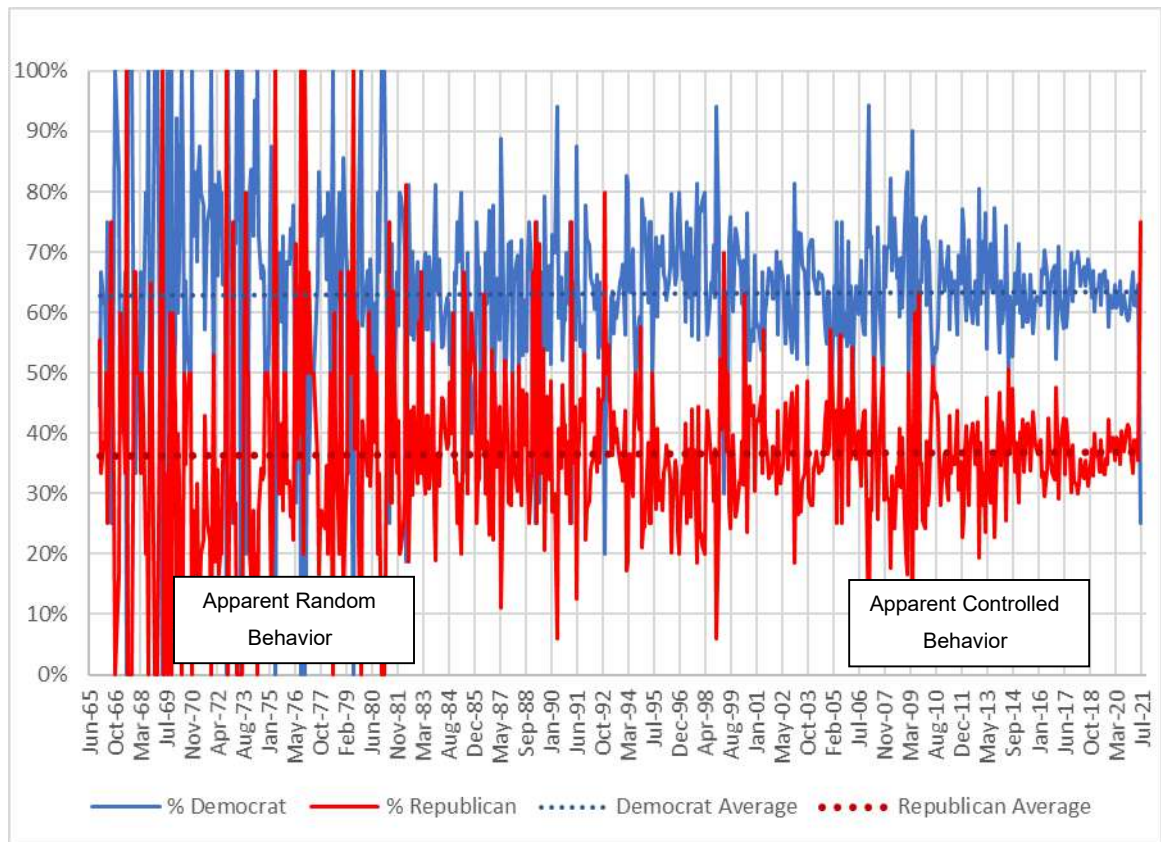


Figure 17. Dona Ana County Monthly Registrations by Party

From 1965 through 1980, more Democrats were being registered than Republicans but there were some months that Republicans performed better. The actual registrations bounced around the average as would be expected in a natural data set where the parties efforts to register voters would vary during any given month. However, since the mid-1990’s the randomness slowly disappears and the variation in possible registration numbers converges to a much smaller, unnaturally small range of values. From January 2017 through June 2021, both Republican and Democrat registrations have been controlled within a tiny window that did not vary more than 7 percentage points from the average. **This would never happen in a natural dataset. The voter rolls in Dona Ana and across the state appear to be fully controlled down to the party registration.**

2.3 TIME STAMPED DATA REPORTED BY MEDIA OUTLETS SHOW A CONTROL ALGORITHM WAS APPLIED TO VOTES BEING REPORTED

On election night, media outlets across the country reported results as they were coming in. The media use what are called json files, which are compiled in the Edison database to display ongoing tallies on broadcasts for many races across the country. The json files are publicly available and show the time reports were updated, the total votes cast in a district or state, and the percent allotted to each candidate. It is simple to use this data to calculate how many votes were allotted to each candidate at each time-stamped update and show running totals for races across the country.

The data in these time-stamped updates should be relatively random as results from different precincts are being tallied and reported. The percentage that goes to each candidate for each update should constantly be changing with each incoming set of data. **And the total number of votes for all candidates should always be increasing, since vote counting is an additive process.**

However, following the November 2020 election, many scientists and mathematicians across the country noticed unnatural repetitions of percentages in this data, and strange reductions in total votes at different times. Viewers watching the results at home noticed **several instances where the total reported on the screen would suddenly decrease. Sometimes an update would show a significant increase for one candidate, with no change at all for the other candidate. This indicates that a very large number of votes just got reported and 100 percent of them went to one candidate.**

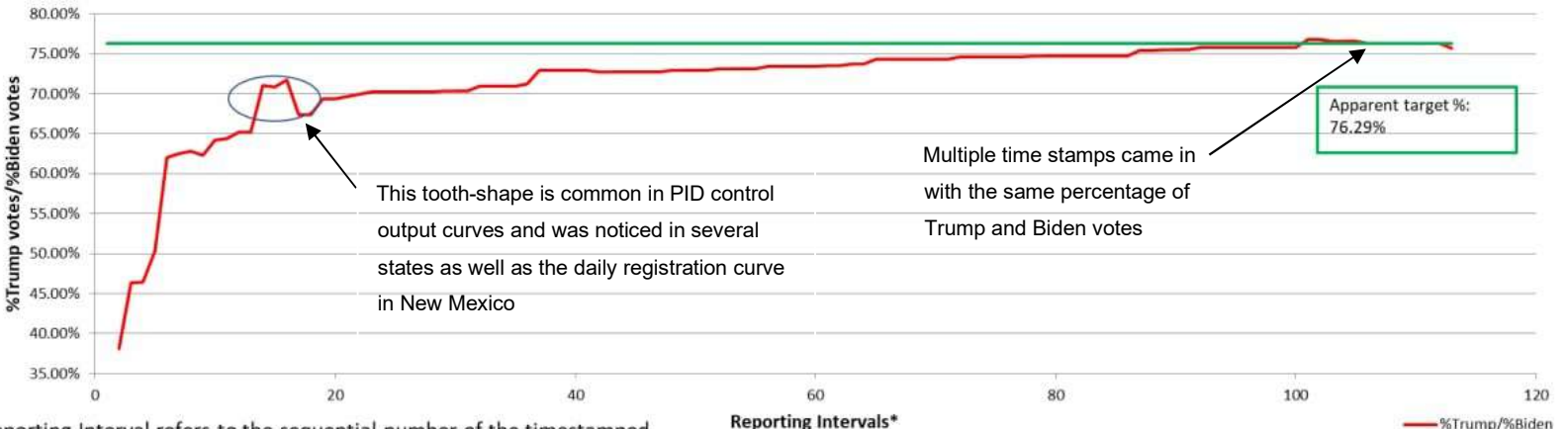
A registered professional engineer and senior cyber expert employed at Sandia National Labs, Lisa Batsch-Smith, also noticed these anomalies and downloaded the publicly available json data to see what was going on. She plotted the ratio of the percentage of the votes that went to Republican candidates to the percentage of votes that went to Democrat candidates at each time stamp over the reporting period. She noticed that votes appeared to be switched and flipped throughout the reporting period between the Republican, Democrat, and third-party candidates. She also could see that the percentage of the Republican to Democrat votes appeared to be forced to approach a constant value and be held there even over many time stamped updates.

In a natural set of data, it is impossible that a random set of data of incoming votes would always come in with the exact same percentage of votes for Republicans

to Democrats. However, mechanical systems which are controlled by proportional-integral-derivative (PID) controllers make similar things happen. Thermostats and automobile cruise control are examples of PID controllers. What is being observed in the election data is like setting the cruise control of a car to 65 miles per hour. If the car starts to climb a hill, the car will inject more fuel to make the engine speed up and stay at 65 mph. If the car starts to go downhill, the car will let up on the fuel so that the car will not exceed 65 mph. When the car is on a straightaway, the fuel being injected into the car remains constant. In the 2020 election, the json data files show the same injection and leveling off of votes happening within the json data files being reported. At the beginning of the night, the car was going up and down hills and the percentage control was being applied to the votes coming in to force it to approach the set point. As the night went on, the votes were under control, like the car on the straightaway.

Ms. Batsch-Smith has analyzed data from all 50 states in this manner and each one of them has demonstrated behavior consistent with output created by a PID control algorithm. Some appear more dramatic than others due to how far the set point was from how the actual votes were being cast. The swing states under the most controversy appear to have two set points – the initial set point was what the vote tallies were approaching late in the evening on November 3rd, then the algorithm was adjusted, and the swing states were forced to approach a second set point in the hours following the vote-counting halt in the swing states. **Figure 18** through **Figure 21** show the results of this data analysis for Colorado, Georgia, Michigan, and New Mexico respectively. **Appendix B** includes an affidavit completed by Ms. Batsch-Smith with a more detailed explanation of her method and findings.

Colorado %Trump votes/%Biden votes



*Reporting Interval refers to the sequential number of the timestamped entries recieved by the nyt-api .json file that can be found here:
<https://static01.nyt.com/elections-assets/2020/data/api/2020-11-03/race-page/colorado/president.json>

Figure 18. Apparent Percentage Control Set for Colorado

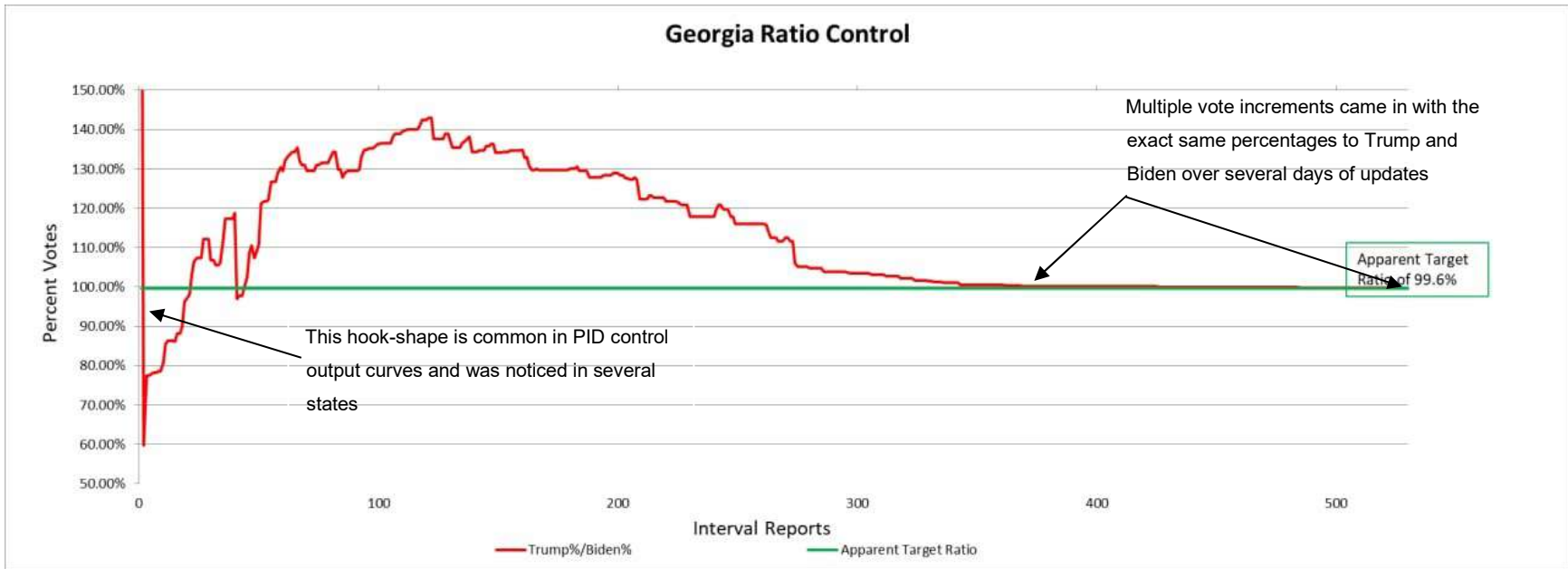


Figure 19. Apparent Percentage Control for Georgia

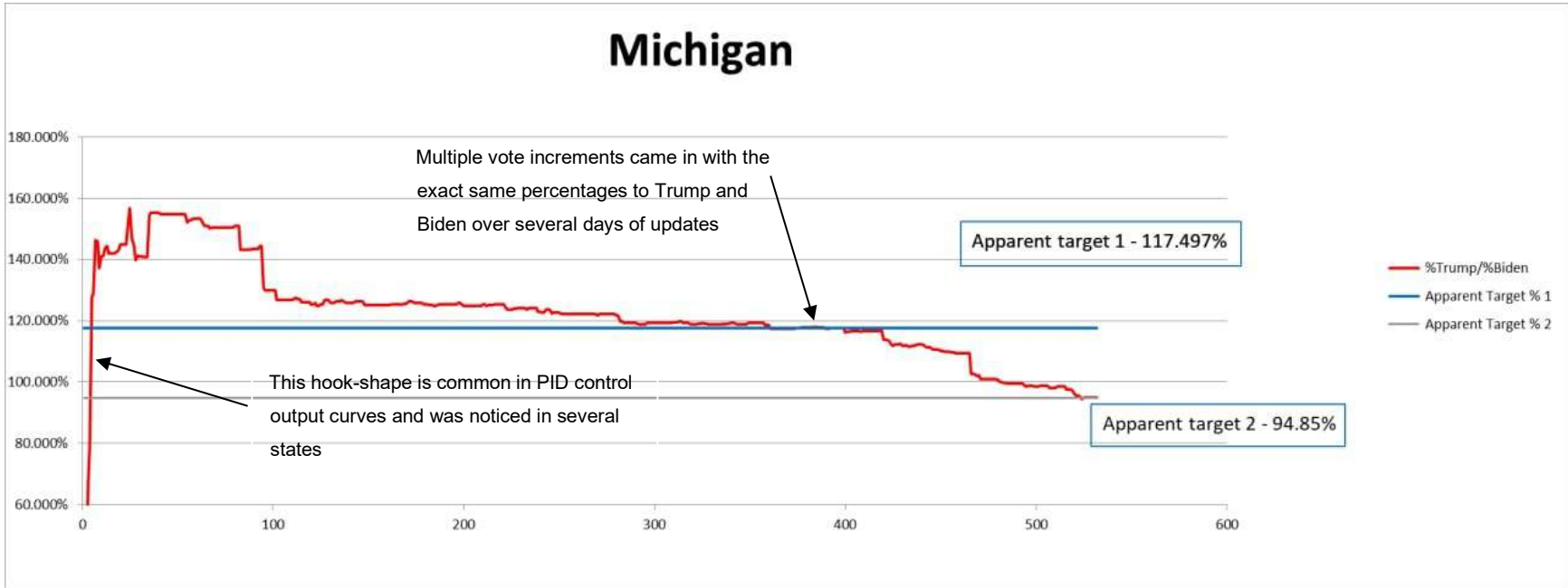
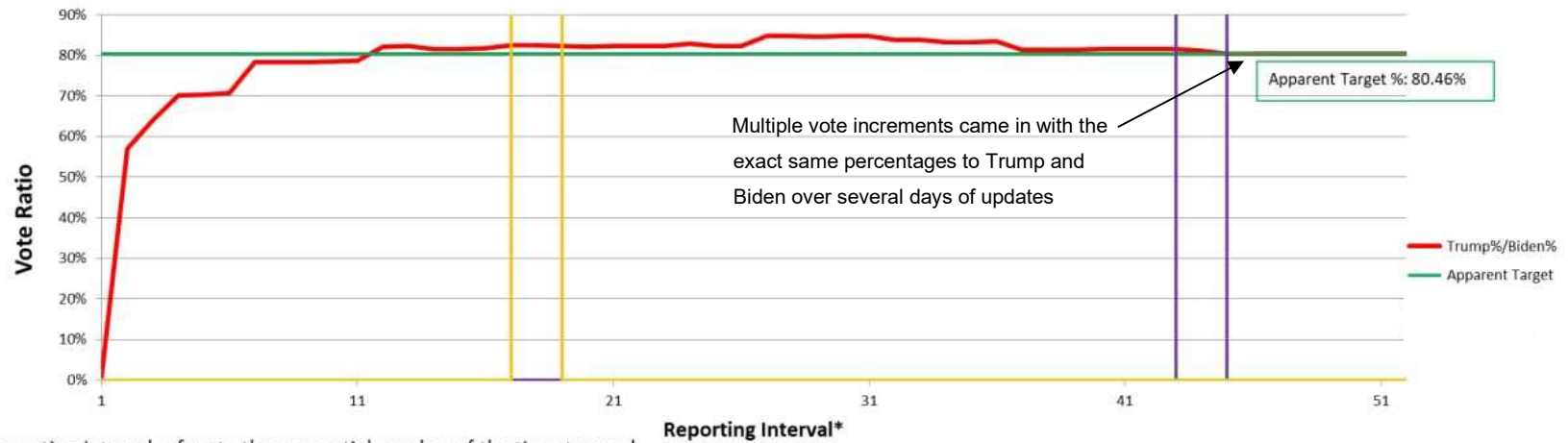


Figure 20. Apparent Percentage Control for Michigan

New Mexico % Trump votes/% Biden votes



*Reporting Interval refers to the sequential number of the timestamped entries received by the nyt-api .json file that can be found here:
<https://static01.nyt.com/elections-assets/2020/data/api/2020-11-03/race-page/new-mexico/president.json>

Figure 21. Apparent Percentage Control for New Mexico

The curves shown in **Figure 18** through **Figure 21** could not have come about from a real, ballot counting processes. It cannot be determined from these final curves exactly where the calculated data came from. Was it corrupted at the tabulators, when precinct reports were being made, at the state level, or was it intercepted and altered in the Edison database? The following sections will provide good evidence that it was most likely corrupted as it was processed in the voting systems themselves. *Most of our County Clerks are probably completely unaware that the votes in their counties were being manipulated to result in these reporting curves.*

3 ANOMOLIES THROUGHOUT VOTER ROLLS AND ELECTION RESULTS

As would be expected in a registration database and election results that were being manipulated, numerous anomalies appear throughout the data. This section will provide further proof that New Mexico did not have an honest election in November 2020.

3.1 VOTER REGISTRATION TRENDS DO NOT CORRELATE WITH ELECTION RESULTS

Captain Seth Keshel, former military intelligence officer, is nationally known for correctly predicting the outcome of the presidential race in all 50 states in 2016. His method relies on tracking the historical range of voter turnout, voter registration trends, and historical outcomes. For the past 100 years, election results have always trended with party registration. For example, if one party saw a greater increase in registration than the other, that party saw a greater turnout for candidates of that party when the election came.

There are also historically established relationships between how the working-class votes and election outcomes – this phenomenon is described by the concept of “bellwether counties.” There are 19 bellwether counties in the U.S. – Valencia and Hidalgo Counties in New Mexico are two of these, and the rest are located on the East Coast and in the Midwest with one in Washington state. For several decades, the outcome of the presidential race in these counties correctly predicted the outcome of the presidential race. In 2020, the outcome of 18 of these counties somehow did not

match the outcome of the presidential race. This fact alone got the attention of thousands of analysts throughout the nation.

New Mexico is generally described as a blue state, but registration trends show that the margin in registrations between Democrats and Republicans has been tightening since 2008. Between 2016 and 2020, the overall party registration for the Democrat party fell by two percent in New Mexico, while the Republican party held constant. See **Figure 22**.

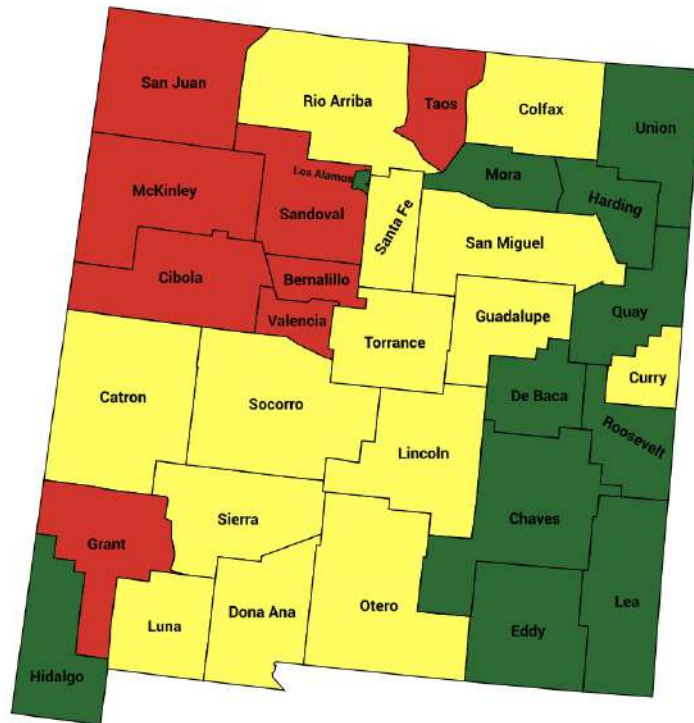


Figure 22. Presidential Trend Map 2008 - 2020

Based on historical analysis, the margin of victory for Democrats would be expected to continue to decrease in 2020 as it has every cycle since 2008. However, instead of following expected trends 2020 saw an enormous increase in total votes for Democrats statewide.

Drilling down to the county level, all but six New Mexico counties saw a decrease in registrations for Democrats, by as much as 17 percent. But many of these counties did not see a corresponding vote shift that has always accompanied changes in registration nationwide. New Mexico counties were ranked by Captain Keshel according to how far off the results of the presidential race were to what would be expected based on voting and registration trends in each county (see **Figure 23**). The counties which were the farthest from the expected results are shown in red and are

highly suspected of significant amounts of fraud. Yellow counties are considered to have had likely fraud. And green county results fell within the ranges that would have been expected when analyzing this data. This does not mean that fraud did not occur in the “green” counties since we have shown that manipulation of the votes and voter database is occurring in every county.



Key: Red - likely fraud, Yellow - potential fraud, Green – least potential for fraud

Figure 23. New Mexico Counties Ranked By Potential Fraud in 2020

From the figure, most counties did not behave as expected according to historical registration trends and total turnout.

3.2 MORE VOTERS THAN RESIDENTS IN SEVERAL COUNTIES

From the population/registration/vote analysis described in **Section 2.1**, 25 of our 33 counties had more registrants and/or voters for certain ages than even live in the county (see **Table 6**). This is obvious fraud. **Figure 24** through **Figure 26** show three counties where this problem is obvious.

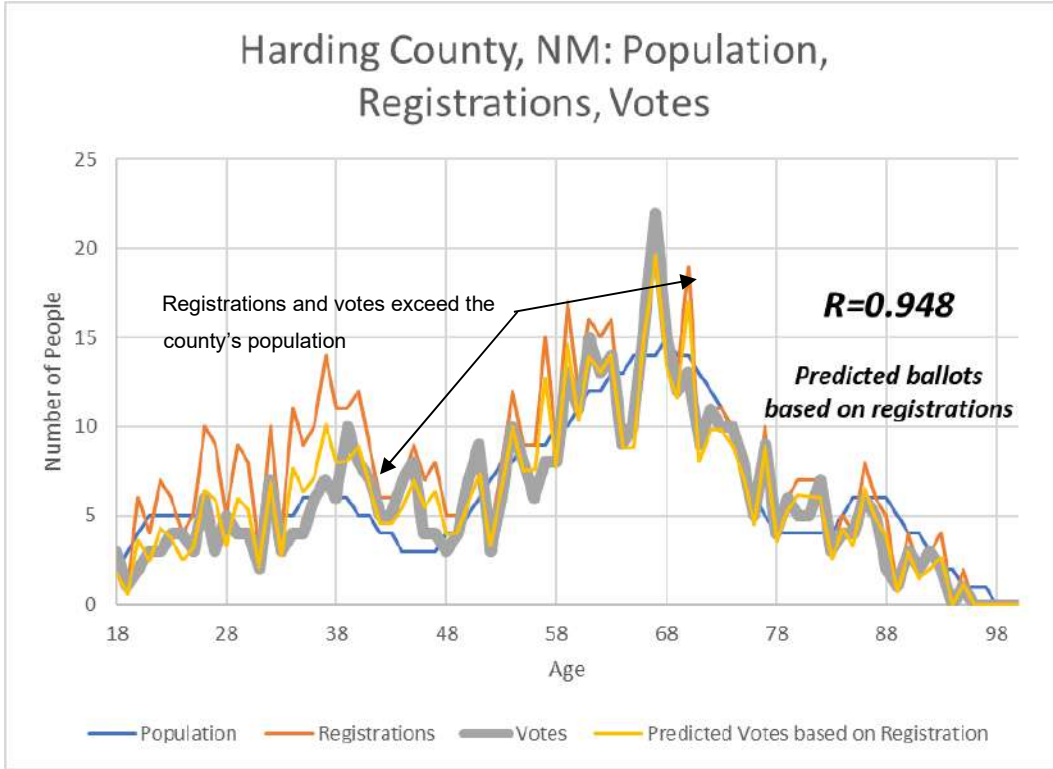


Figure 24. Votes and Registrations Exceeding Population, Harding County

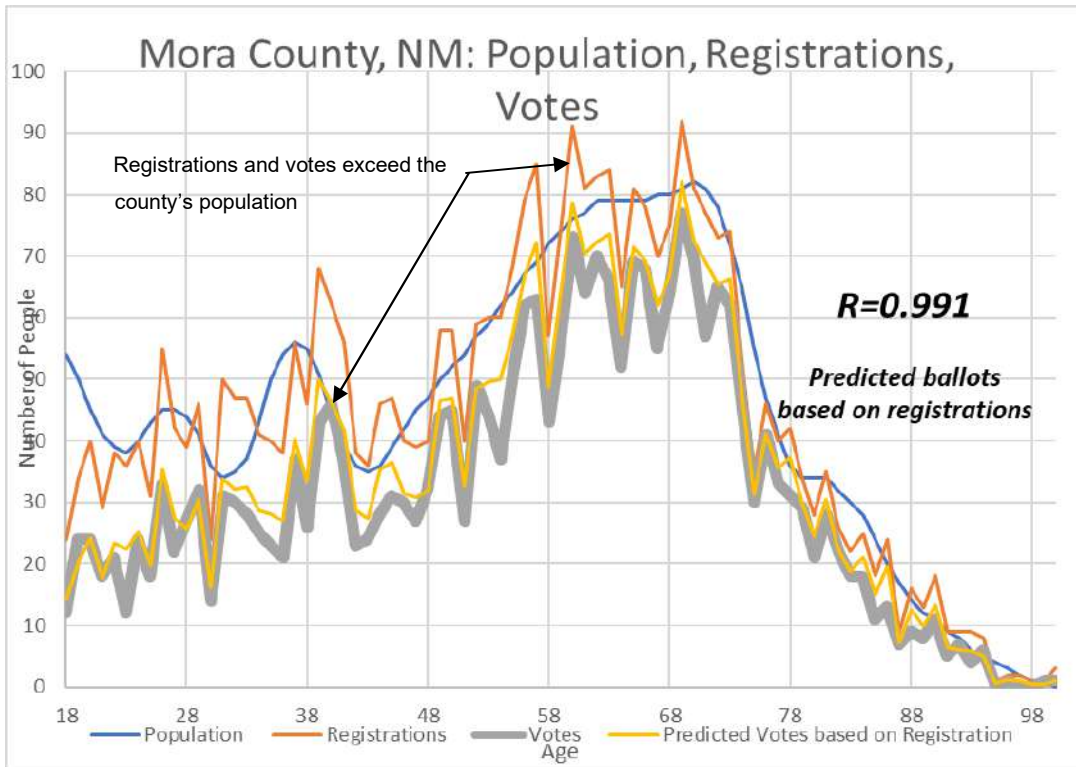


Figure 25. Votes and Registrations Exceeding Population, Mora County

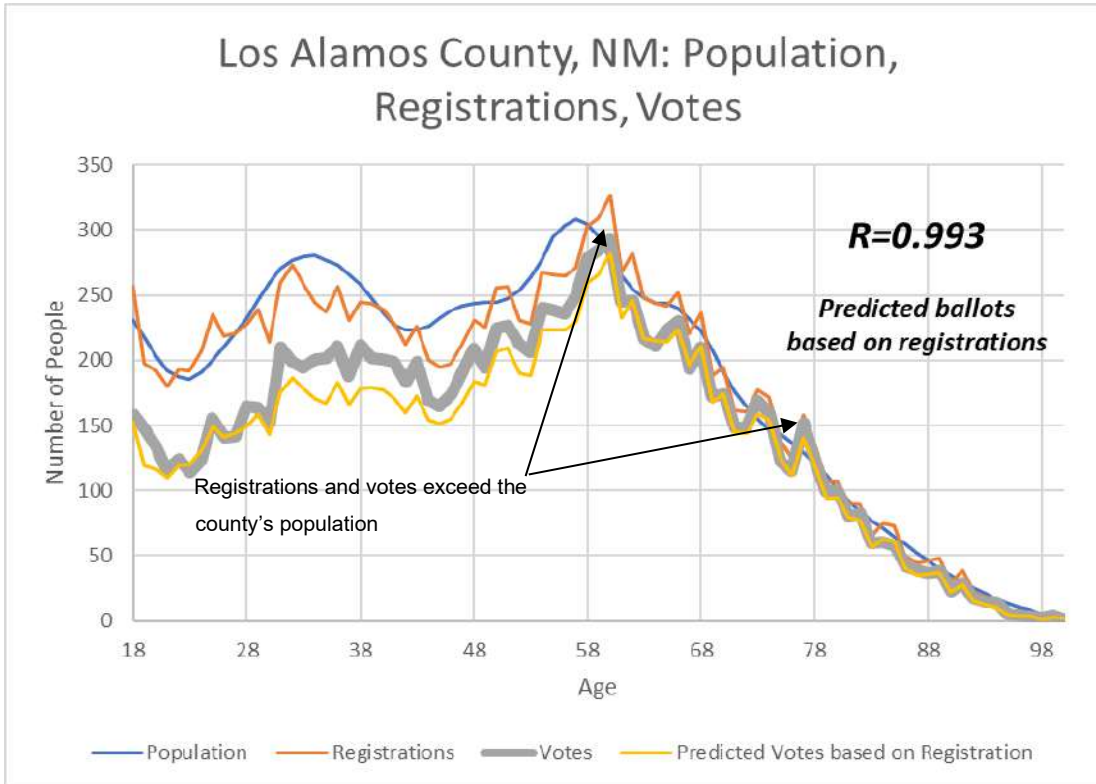


Figure 26. Votes and Registrations Exceeding Population, Los Alamos County

In a secure and maintained registration database and in a legally run election, it is impossible for either registrations or votes to exceed the number of people who live in the county. This is proof election fraud happened in New Mexico.

3.3 SERIOUS ANOMOLIES WITH ABSENTEE BALLOT VOTING

Absentee ballots have been a subject of debate as they are more susceptible to fraud than all other types of voting. The 2005 Commission on Federal Election Reform, co-chaired by Former President Jimmy Carter said, "Absentee ballots remain the largest source of potential voter fraud." Many countries will not use them at all, and many states severely restrict how they may be used. The 2020 election was expected to have an increase in absentee ballots cast nationwide because of government lockdowns, but many warned against their unrestricted use leading up to the November 2020 elections.

State and local governments encouraged the use of absentee voting despite warnings of an increase in possible fraud. County clerks sent out unsolicited absentee ballot applications to all registered voters. Non-neutral, third-party groups sent multiple voter registration and absentee ballots applications indiscriminately to most residents in New Mexico. Often these third-party mailers were addressed to next-of-kin who had never lived in New Mexico and former residents, making it clear there was no good-faith effort on the part of these third-parties to see that these mailers only went to eligible, or registered voters. In fact, many New Mexico residents complained that the massive number of mailers seemed to be asking for voter fraud. **Appendix F** contains an example of one of these mailers.

The New Mexico SOS also implemented the use of ballot drop boxes where ballots could be dropped off anytime by anyone and not sent through the US Postal Service. Security measures were not put in place at many of these drop box locations in blatant contradiction to chain of custody standards which led to a lawsuit being filed against the SOS.⁴

All these factors led to an increase in absentee voting in the 2020 General election which far exceeded expectations in most counties in New Mexico. Using the 2020 Primary as an indicator, since lockdown conditions were similar in June and November of 2020, an increase of approximately 200 percent might be expected over typical turnout through absentee voting.⁵ **Table 2** shows the registration and voter turnout percentages for the November 2020 election as well as increase in absentee ballot voting over the 2016 numbers for the November 2020 election.

⁴ <https://pinonpost.com/nm-gop-victorious-in-legal-battle-to-correct-absentee-voting-drop-box-violation/>

⁵ <https://www.pewresearch.org/fact-tank/2020/10/13/mail-in-voting-became-much-more-common-in-2020-primaries-as-covid-19-spread/>

Table 2. Increase in Absentee Voting in November 2020 over 2016

County	Increase in Absentee Voting Over 2016	Exceeds National Average from Primary
Bernalillo	390%	Yes
Catron	89%	-
Chaves	12%	-
Cibola	331%	Yes
Colfax	279%	Yes
Curry	360%	Yes
DeBaca	164%	-
Dona Ana	705%	Yes
Eddy	219%	Yes
Grant	9%	-
Guadalupe	162%	-
Harding	17%	-
Hidalgo	106%	-
Lea	175%	-
Lincoln	181%	-
Los Alamos	497%	Yes
Luna	343%	Yes
McKinley	114%	-
Mora	254%	Yes
Otero	319%	Yes
Quay	232%	Yes
Rio Arriba	631%	Yes
Roosevelt	-39%	-
San Juan	312%	Yes
San Miguel	576%	Yes
Sandoval	390%	Yes
Santa Fe	595%	Yes
Sierra		-
Socorro	216%	Yes
Taos	562%	Yes
Torrance	233%	Yes
Union	79%	-
Valencia	115%	-
AVERAGE	270%	Yes

Source: NM SOS website

From the table, most New Mexico counties exceed the absentee ballot turnout that would have been expected based on the primary election that occurred just a few months prior. **The increase in absentee votes of 705 percent in Dona Ana County is extremely concerning, as are the extremely high rates of absentee voting in Rio Arriba, Los Alamos, San Miguel, Santa Fe, Sandoval, and Taos Counties.**

If there is a significant amount of cheating going on with absentee ballots, it would show up with anomalous results in the absentee ballots as compared to early and Election Day voting. The results by type of vote (early, absentee, Election Day) for November 2020 were downloaded in January 2021, but have since been deleted for

2020 and 2016 by the SOS. In addition, this group has obtained the tabulator tapes for ten counties which were used to check the numbers reported by the SOS. ***In only one county did the tabulator tapes exactly match the SOS reported numbers. In almost all other counties checked, the SOS numbers reported fewer votes for Trump and more for Biden for early, Election Day and Absentee ballots.***

Table 3 shows the total vote broken out by early voting, Election Day, and absentee voting as the percentage of Trump votes divided by the percentage of Biden votes to make them easily comparable. All numbers greater than 100 percent indicate a Trump win, while numbers less than 100 percent indicate a Biden win. Where the SOS numbers disagreed with the tabulator tape numbers, the tabulator tape numbers are used. The shaded entries indicate a Biden win for that portion of the vote.

Table 3. Absentee Ballots Have Anomalous Results in All Counties

County	Total Trump/ Biden Votes	Early Trump/ Biden Votes	Election Day Trump/ Biden Votes	Average In-Person Trump/ Biden Votes	Absentee Trump/ Biden Votes	Factor Absentee Ballots are Off from In-Person
Lea	407%	609%	371%	537%	114%	429%
Union	362%	455%	424%	439%	171%	256%
Eddy	322%	502%	311%	407%	85%	477%
Catron*	285%	321%	530%	426%	114%	374%
DeBaca*	284%	384%	539%	462%	91%	510%
Roosevelt	257%	363%	289%	326%	86%	378%
Chaves	245%	331%	270%	300%	86%	351%
Curry+	242%	365%	260%	312%	95%	328%
Quay	225%	278%	366%	322%	83%	389%
Lincoln*	217%	297%	374%	336%	89%	379%
Torrance	204%	315%	308%	311%	82%	379%
San Juan	182%	263%	147%	205%	83%	247%
Harding*	178%	280%	122%	201%	140%	144%
Otero+	171%	256%	217%	237%	66%	360%
Sierra	156%	213%	296%	255%	59%	434%
Hidalgo	136%	152%	241%	196%	65%	300%
Colfax+	125%	179%	234%	206%	54%	383%
Luna	124%	187%	134%	161%	50%	322%
Valencia*	122%	215%	191%	203%	50%	407%
Socorro	87%	107%	146%	127%	33%	383%
Grant	86%	110%	179%	144%	37%	388%
Sandoval	84%	143%	101%	122%	38%	317%
Cibola*	84%	128%	76%	102%	37%	274%
Guadalupe	74%	109%	131%	120%	37%	322%
Dona Ana*	68%	100%	95%	97%	29%	330%
Bernalillo	60%	95%	97%	96%	30%	321%
Los Alamos	57%	79%	166%	122%	26%	464%
Mora	52%	55%	73%	64%	29%	221%
Rio Arriba	49%	52%	76%	64%	24%	268%
San Miguel	43%	57%	86%	72%	23%	318%
McKinley	43%	45%	51%	48%	23%	214%
Santa Fe	29%	43%	75%	59%	14%	434%
Taos	28%	29%	64%	47%	14%	342%
AVERAGE	154%	216%	213%	216%	62%	347%

*Tabulator tape results are shown in the table and do not match totals reported by the SOS which were generally less in favor of Trump

+Tabulator tapes matched the SOS's reported numbers

Comparing the “Average In-Person Trump/Biden Votes” to the “Absentee Trump/Biden Votes” shows how much absentee voting seems to favor the Democrat candidate. The absentee ballots showed extremely anomalous results as compared to in-person voting. In fact, the results were off by as much as 510 percent over in-person voting. For example, in Dona Ana County, Trump was competitive with Biden in in-person voting, but the absentee ballots came in over 3 to 1 for Biden. In Catron County, Trump was getting about four votes for every Biden vote, but in the absentee ballots the two candidates were competitive.

Leading up to the November 2020 election, the media dedicated a lot of time to predicting that more Democrats would choose to vote by mail rather than in-person because of their increased tendency to want to avoid being out in public during the COVID pandemic. Polls were conducted before the election to try to quantify how much of an increase in Democrat votes over Republican votes should be expected in mail-in votes. One poll predicted an increase of as much as 25 points for Democrats over Republicans.⁶ However, **Table 3** shows as much as a 510 percent increase – 20 times higher than the prediction based on polling.

Not only are the absentee ballot results extremely inconsistent with in-person voting, and expectations based on polling, they also don’t make any sense in relation to historical trends. **Table 4** shows the historical trends in the Republican/Democrat ratio for the presidential election years 2004 through 2020. The shaded entries indicate a Democrat win for that portion of the vote.

⁶ <https://www.msn.com/en-us/news/politics/more-democrats-than-republicans-plan-to-vote-by-mail-our-study-finds-that-could-affect-the-results/ar-BB19P2HD>

Table 4. Historic Republican/Democrat Absentee Ratios

County	2004 Republican/ Democrat Votes	2008 Republican/ Democrat Votes	2012 Republican/ Democrat Votes	2016 Absentee Trump/ Biden Votes	2020 Republican/ Democrat Votes	Percent 2020 Absentee Ballots are Off from Historical Ratios
Lea	492%	340%	387%	366%	114%	346%
Union	395%	247%	349%	243%	171%	180%
Eddy	171%	115%	236%	369%	85%	261%
Catron	201%	177%	248%	399%	114%	225%
DeBaca	240%	197%	207%	261%	91%	250%
Roosevelt	311%	152%	295%	265%	86%	297%
Chavez	No Record	177%	267%	182%	86%	244%
Curry	355%	211%	280%	277%	95%	295%
Quay	188%	186%	153%	244%	83%	233%
Lincoln	194%	200%	185%	144%	89%	204%
Torrance	180%	127%	176%	295%	82%	236%
San Juan	246%	232%	305%	226%	83%	304%
Harding	118%	141%	133%	147%	140%	97%
Otero	190%	147%	209%	177%	66%	275%
Sierra	174%	162%	154%	163%	59%	278%
Hidalgo	111%	101%	58%	108%	65%	145%
Colfax	No Record	62%	98%	123%	54%	176%
Luna	161%	122%	150%	91%	50%	263%
Valencia	130%	83%	102%	199%	50%	258%
Socorro	74%	53%	59%	88%	33%	207%
Grant	91%	59%	77%	82%	37%	207%
Sandoval	93%	70%	100%	77%	38%	221%
Cibola	87%	60%	55%	67%	37%	180%
Guadalupe	60%	41%	31%	73%	37%	137%
Dona Ana	59%	58%	95%	77%	29%	246%
Bernalillo	85%	48%	98%	47%	30%	233%
Los Alamos	108%	70%	66%	42%	26%	270%
Mora	51%	35%	25%	35%	29%	125%
Rio Arriba	49%	30%	37%	54%	24%	179%
San Miguel	38%	22%	35%	46%	23%	155%
McKinley	73%	73%	83%	36%	23%	294%
Santa Fe	28%	21%	35%	24%	14%	201%
Taos	38%	17%	30%	28%	14%	207%
AVERAGE	154%	116%	146%	153%	62%	225%

From the table, the absentee ballot results from 2020 are extremely anomalous when compared to historical norms – they are off by an average of 225 percent. Fifteen counties that historically favored the Republican candidate, suddenly voted Democrat in absentee voting in 2020. All 33 counties saw a large decrease in their typical Republican/Democrat vote ratio for absentee ballots in 2020.

Based on the likely existence of “ghost voters” discussed in Section 2.1, the extremely high increase in absentee ballot voting would have been a perfect mechanism for delivering these votes to the county clerks and the outcome would suggest that that’s exactly what happened. Another view of how in-person voting has related to absentee voting from 2004 through 2020 is shown in Figure 27 through Figure 31. The graphs show the county Republican to Democrat ratio and rank the counties in order from the most Republican on the left to the most Democrat on the right. All counties that have final results above 100 percent were won by the Republican candidate and all counties that have final results below 100 percent were won by the Democrat candidate.

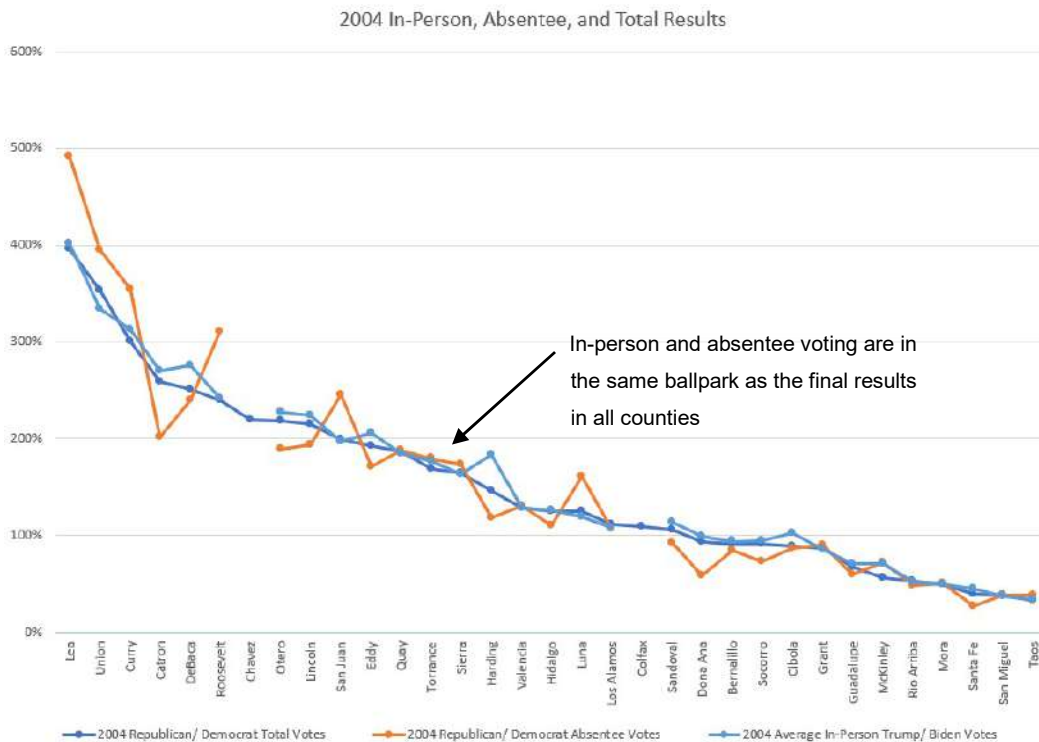


Figure 27. In-Person, Absentee, and Total Votes, 2004 General Election

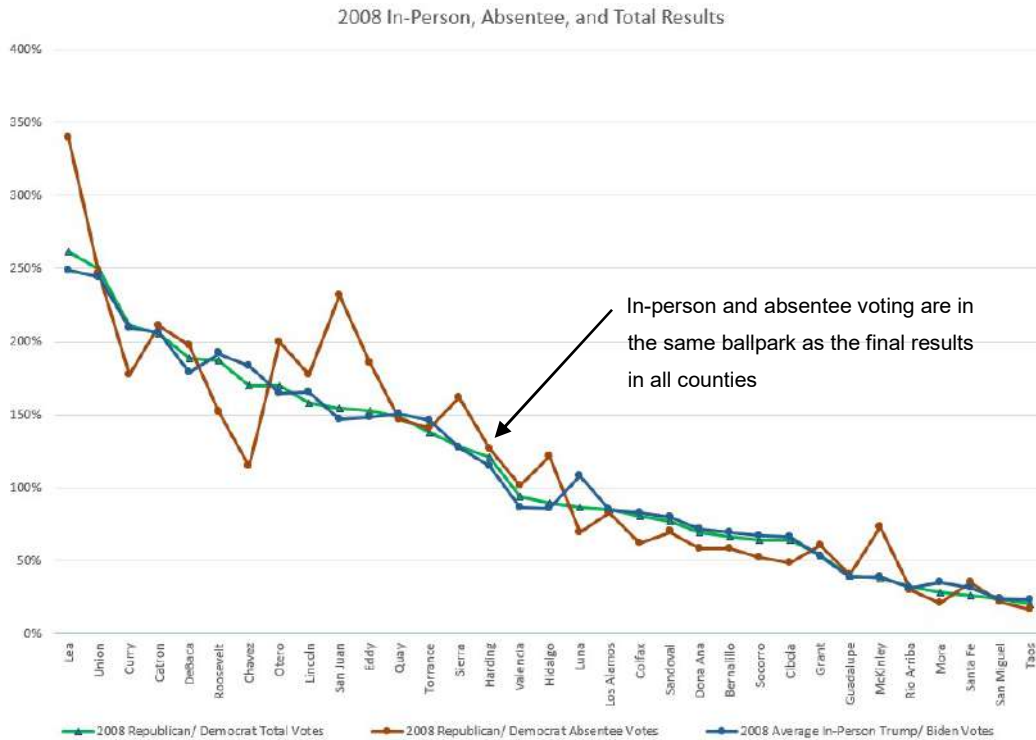


Figure 28. In-Person, Absentee, and Total Votes, 2008 General Election

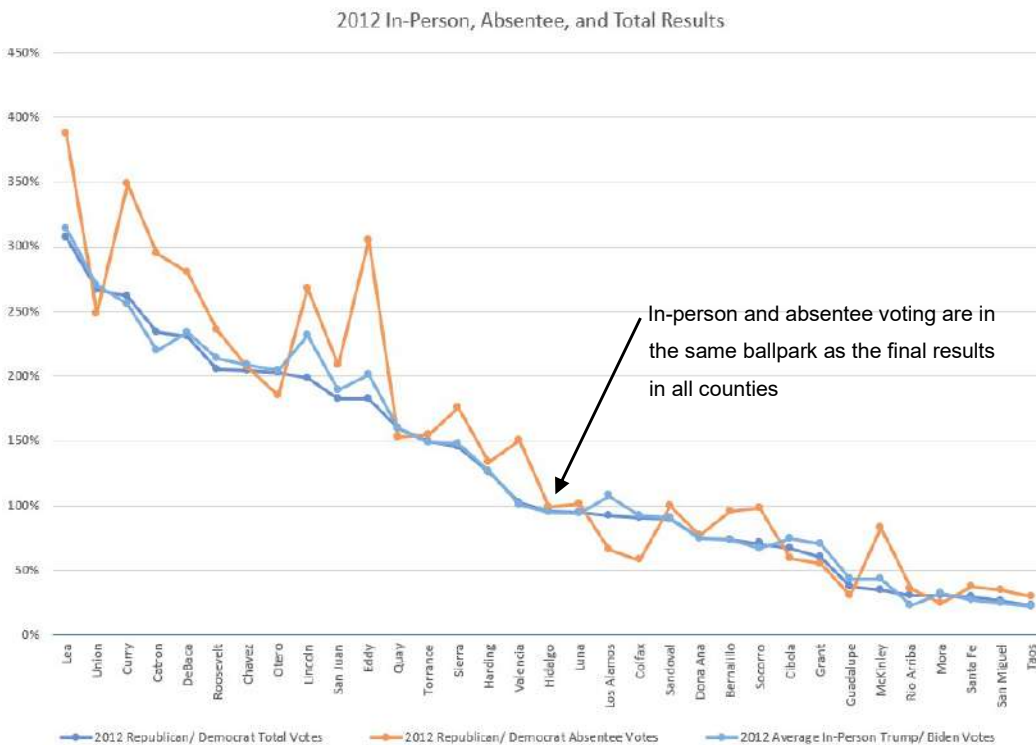


Figure 29. In-Person, Absentee, and Total Votes, 2012 General Election

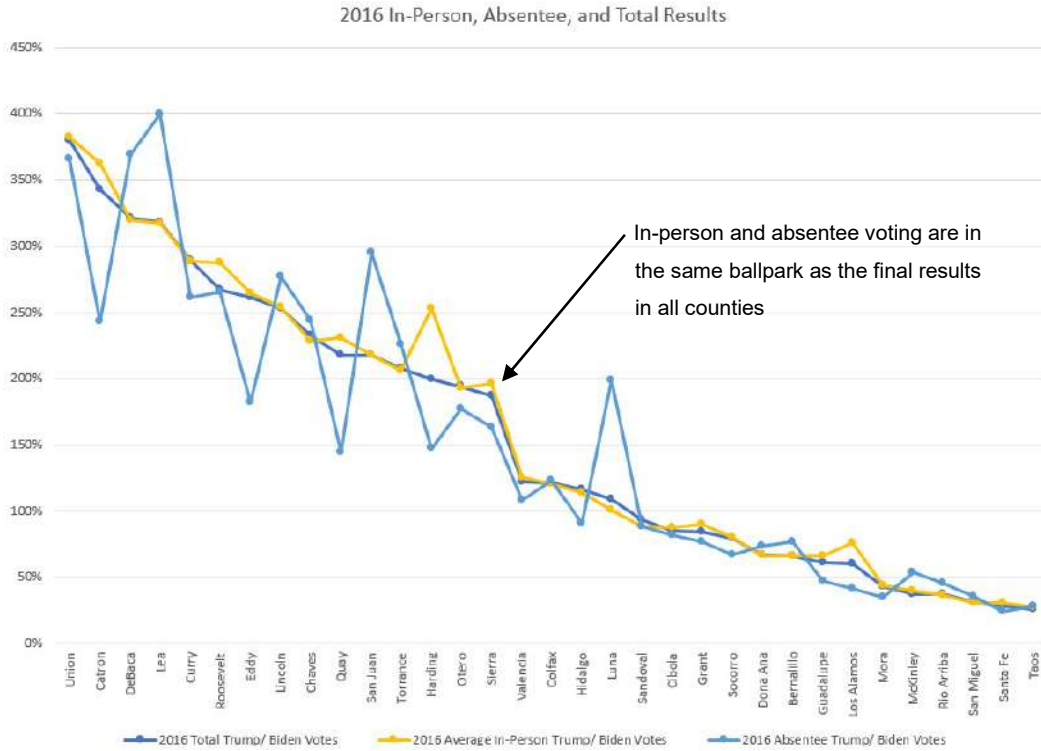


Figure 30. In-Person, Absentee, and Total Votes, 2016 General Election

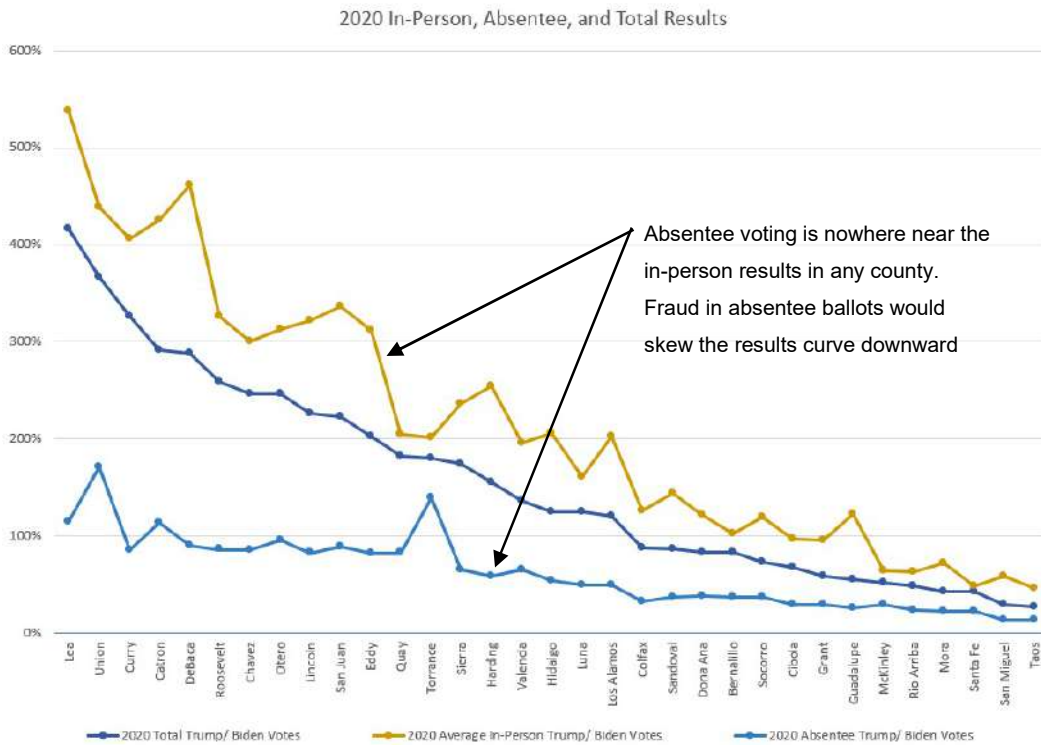


Figure 31. In-Person, Absentee, and Total Votes, 2020 General Election

Figure 27 through Figure 31 show that up until the 2020 election the results of both in-person and absentee voting were in the same ballpark as the final totals. **In 2020 the results of the absentee votes are extremely anomalous in comparison to in-person results in every county in the state.** It appears this was done to pull the total vote curve down to secure Democrat wins up and down the ballot throughout the state. Figure 32 is another view of how unlikely the results of the 2020 absentee ballot voting were. The graph shows how far off the absentee ballot results were from in-person voting for all the presidential elections since 2004. Up until 2016, the ratios bounced around the 100 percent mark for all counties, meaning they were in the same ballpark as in-person voting. Then in 2020, the absentee ballot results jumped off the chart.

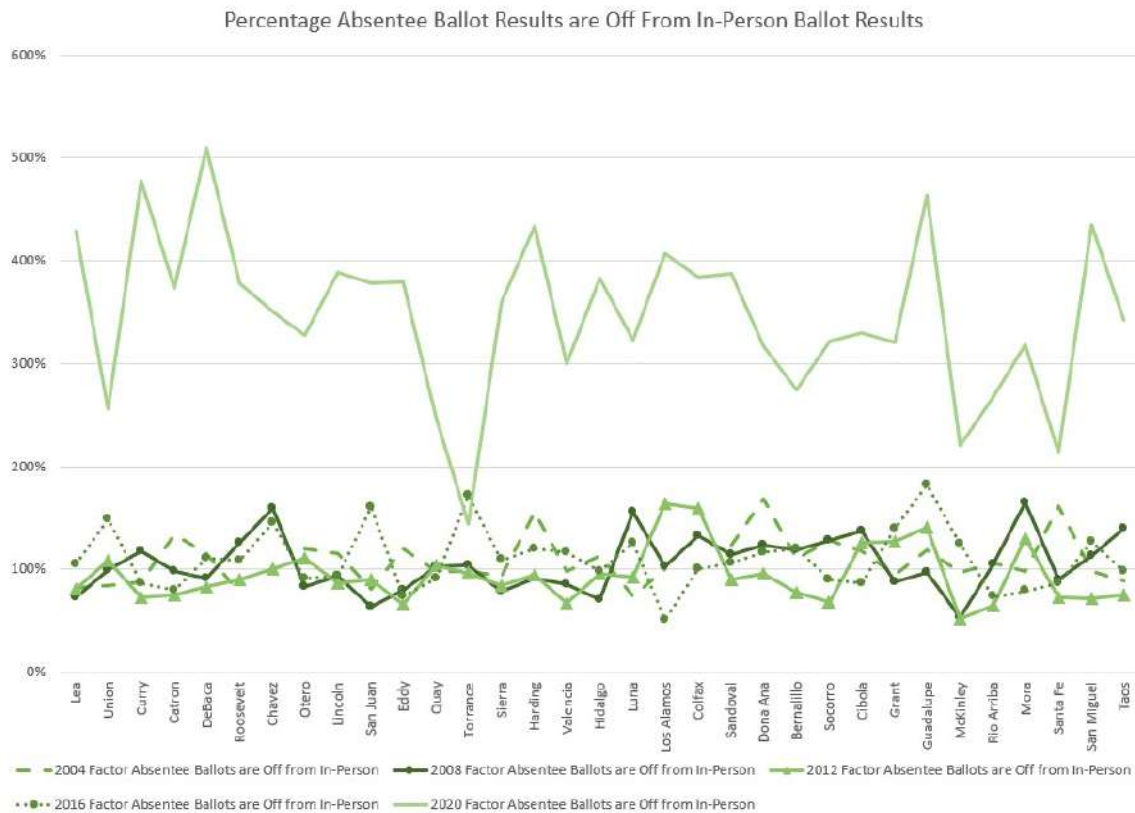


Figure 32. Absentee Voting Historical Relationship to In-Person Voting

From the figure, the results of the absentee ballots defy historical norms and cannot be trusted. The SOS, Maggie Toulouse Oliver, seems overly unconcerned of the warning signs that voter fraud may be occurring through absentee

ballots. Also, on July 22, 2021 the SOS office proposed rule changes that would make drop boxes a permanent feature of our elections and would significantly relax the standards of acceptance of absentee ballots. This move made the SOS look complicit in some drop box strategy due to the fact that New Mexicans have voiced they are not in favor of this change. Nearly 100 letters of objection to these changes were received by the SOS office.⁷ In 2021, the SOS and the legislature have made it legal to register to vote on election day at any precinct. These changes ensure that there will be no way to limit or detect ghost voters and suggest the SOS has illegitimate plans to tamper with our elections.

3.4 LARGE NUMBERS OF VOTERS WHO REGISTERED WHO ARE NOTED AS HAVING REGISTERED AFTER ELECTION DAY, 100+ YEAR OLD VOTERS

We analyzed a copy of the New Mexico voter rolls that were current as of July 1, 2021. The rolls show that **approximately 50,000 people have registration dates on or after the November 2020 election but show as having voted on November 3rd. The registration dates for these voters range from election day until well into 2021. How are voters being added to the voter rolls after they voted in an election? Given the high likelihood that ballot stuffing of “ghost voters” occurred as described throughout this report, some explanation for these late registration dates needs to be provided to New Mexicans. These votes are more than enough to affect the outcome of a huge number of races up and down the ballot in New Mexico.**

There are also a significant number of voters 100 years and older on the rolls who show as still voting. The oldest voter was 120 years old. Another voter in Bernalillo County was 118 years old and had a 2020 registration date. **Table 5** shows the number of late registrations and 100+ voters by county.

⁷ <https://www.sos.state.nm.us/legislation-and-lobbying/legal-resources/rulemaking/secured-containers/#>

Table 5. Late Registrations and 100+ Voters by County

County	Number of People Age 100+ On Rolls	Number of People Age 100+ Who Voted	Number of People Who Voted and Registered ON Election Day	Number of People Who Voted and Registered AFTER Election Day
Bernalillo	139	54	312	18,599
Catron	1	0	50	89
Chaves	21	7	20	1,047
Cibola	14	1	37	459
Colfax	1	0	3	269
Curry	9	6	73	931
DeBaca	2	1	0	19
Dona Ana	63	18	98	4,950
Eddy	7	4	2	855
Grant	15	1	9	743
Guadalupe	3	1	2	63
Harding	1	0	0	8
Hidalgo	0	0	0	44
Lea	5	0	72	755
Lincoln	5	0	41	344
Los Alamos	6	1	2	672
Luna	5	1	10	602
McKinley	117	3	31	1,678
Mora	8	2	2	64
Otero	4	2	91	907
Quay	1	1	2	124
Rio Arriba	25	14	57	658
Roosevelt	3	2	2	453
San Juan	29	9	32	3,273
San Miguel	39	1	4	526
Sandoval	89	7	48	2,953
Santa Fe	47	14	51	4,631
Sierra	6	0	5	245
Socorro	11	0	28	254
Taos	60	3	4	523
Torrance	2	1	6	329
Union	3	1	2	58
Valencia	9	3	55	1,707
TOTALS	750	158	1,151	48,832

Source: NM Voter Registration Database of Active Voters, July 1, 2021

From the table, the extremely high numbers of registrants show as having registered after election day needs to be thoroughly investigated by each county and explained by the SOS. Each voter over the age of 100 needs to be confirmed to be legitimate, and New Mexico must stop allowing registrations on election day. Historically voter rolls were frozen approximately one month before election day to

avoid ballot stuffing and election rigging. Even corporations are required by law to set a date before a shareholders' meeting, locking in the list of shareholders of record called upon to vote for elections of board members of the corporation. The law surrounding our elections should be at least as stringent as they are for corporations. Election law in New Mexico has become so permissive that we are inviting voter fraud and a "permanently elected" class.

3.5 COUNTIES WITH EXTREMELY HIGH REGISTRATION AND VOTER TURNOUT,

Two indicators of election fraud are anomalies in registration and voter turnout percentages in relation to historical norms and nationwide averages. Nationwide, approximately 65 percent of eligible voters are also registered.⁸ All New Mexican counties exceeded this national average. According to election data experts, and based on historical norms, voter turnout more than 75 percent of those registered can indicate potential fraud.⁹ Several New Mexican counties also exceeded this benchmark. From the population/registration/vote analysis described in **Section 2.1** and presented in **Appendix A**, **several counties show that for certain ages more people are registered and voted than even exist in the county for that age group.** **Table 6** is a summary of registration and turnout by county.

⁸ <https://www.statista.com/statistics/273743/number-of-registered-voters-in-the-united-states/>

⁹ <https://rumble.com/vcept5-the-data-integrity-group-at-the-georgia-hearing-on-election-issues.html>

Table 6. County Registration and Turnout Rates

County	Registration Percentage	Voter Turnout Percentage	Votes or Registrations Exceed Population for Certain Age Groups	Indication of Potential Fraud based on High or Impossible Percentages
Bernalillo	77%	78%	-	Yes
Catron	95%	79%	Yes	Yes
Chaves	69%	68%	-	Yes
Cibola	71%	61%	Yes	Yes
Colfax	85%	72%	Yes	Yes
Curry	66%	63%	-	Yes
DeBaca	93%	74%	Yes	Yes
Dona Ana	74%	68%	-	Yes
Eddy	78%	69%	-	Yes
Grant	89%	75%	Yes	Yes
Guadalupe	98%	66%	Yes	Yes
Harding	125%	78%	Yes	Yes
Hidalgo	93%	66%	Yes	Yes
Lea	69%	61%	Yes	Yes
Lincoln	86%	75%	Yes	Yes
Los Alamos	98%	83%	Yes	Yes
Luna	80%	64%	Yes	Yes
McKinley	86%	60%	Yes	Yes
Mora	99%	73%	Yes	Yes
Otero	66%	68%	-	Yes
Quay	82%	73%	Yes	Yes
Rio Arriba	84%	66%	Yes	Yes
Roosevelt	75%	63%	Yes	Yes
San Juan	78%	72%	Yes	Yes
San Miguel	80%	64%	Yes	Yes
Sandoval	87%	77%	Yes	Yes
Santa Fe	83%	80%	Yes	Yes
Sierra	87%	75%	Yes	Yes
Socorro	83%	67%	Yes	Yes
Taos	93%	68%	Yes	Yes
Torrance	78%	76%	-	Yes
Union	75%	72%	Yes	Yes
Valencia	75%	74%	-	Yes
AVERAGE	84%	71%	Yes	Yes

Source: NM SOS website

The metrics listed in **Table 6** are high enough to indicate that fraud exists in all New Mexican counties. It should be noted that approximately 10,000 registrants in San Juan County are missing an entry in the registration date field, which is more than 10 percent of the total registered. This is either fraudulent or extremely sloppy record keeping.

3.6 VOTER ROLL CANVASSING

Considering the obvious tampering of the voter registration database, New Mexico Audit Force has organized volunteers across the state to canvass addresses from the voter rolls to confirm false registrations. Problems discovered so far range from people being registered to empty lots, post offices, or commercial addresses. People who have moved away are still being shown as registered to an old address, or grown children shown as being registered to their parent's address. There are also many inaccuracies in the voter histories – for example, the voter history showing someone voted when they didn't, or showing they voted absentee when they know they voted in person. Based on the extreme amount of manipulation that is obvious in the voter registration data, this report shows these inaccuracies are primarily created by bad actors and not by the individuals listed on the rolls.

Preliminary estimates show varying degrees of problems from county to county – between 10 and 40 percent of the addresses canvassed showing some inaccuracy. These numbers are high enough to swing races up and down the ballot. This section will be updated when results by county are available.

4 VULNERABLE VOTER ROLLS, THIRD-PARTY INTERFERENCE

Our own Secretary of State has made our voter registration database easily hackable. And the sloppy application of statutes and policies give a bad impression in some counties. Non-neutral third-parties sent excessive numbers of voter registration and absentee ballot applications to New Mexico residents with apparent intent to send them to people they knew were not eligible voters in New Mexico.

4.1 SECRETARY OF STATE GAVE 1,198 THIRD PARTY GROUPS ACCESS TO VOTER REGISTRATION DATABASE

The disparities discussed in this report point to the likelihood that fraudulent names are being added to the voter rolls, votes are being cast on behalf of others without their knowledge, or names are being added to the voter rolls that may not actually be initiated by citizens of this state. In 2018, correspondence between the

SOS office and a third-party organization called “Rock the Vote” indicates that the SOS, Maggie Toulouse Oliver, granted Rock the Vote the ability to register voters to the state’s database without going through the SOS website (see **Appendix E**). **The correspondence shows Rock the Vote was requesting full integration with New Mexico voter rolls and their third-party platform** as they have already implemented in Pennsylvania and Virginia (see **Figure 33**). The remainder of the conversation took place over the phone, which is not subject to open records requests, but it appears the SOS granted the request of this third-party group.

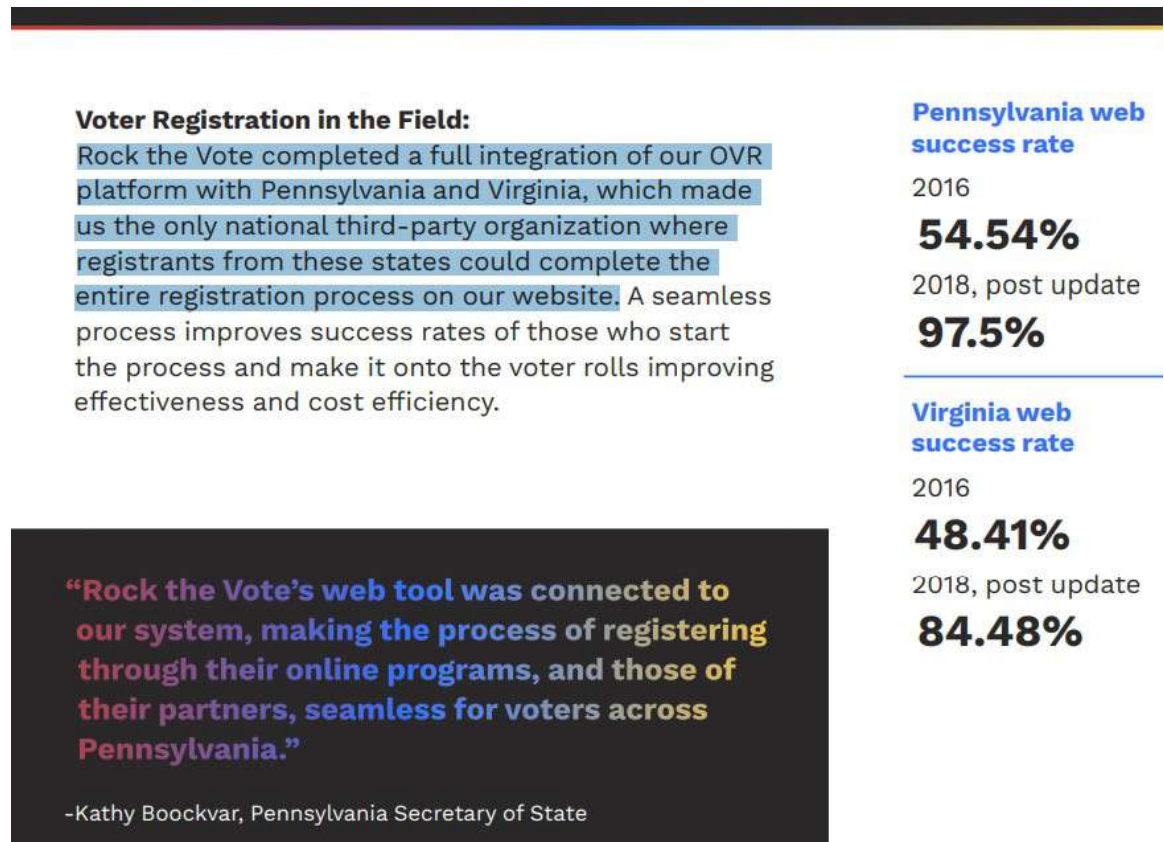


Figure 33. Third-Party Full Integration with Voter Rolls in PA, VA and Likely NM¹⁰

While Rock the Vote claims to be non-partisan, this is obviously not true. **Figure 34** is an excerpt from their 2016 annual report and states that a clear majority of Rock the Vote’s registrants are Democrats. **It introduces a serious security risk to the voter rolls to give partisan political entities backdoor access to altering**

¹⁰ [Rock-the-Vote-2018-Annual-Report.pdf \(rockthevote.org\)](#), page 18

the voter rolls. It also gives one party an advantage over another to automatically register and track voters and opens the door for bad actors to alter the voter rolls outside of the typical security measures and oversight of the SOS office. However, what the SOS did is far worse than giving one biased, third-party enhanced access to our voter rolls. **Rock the Vote in turn shares their platform with 1,198 partners (see Figure 34).** It is unlikely our SOS thoroughly vetted each one of these 1,198 partners before granting them access to our voter registration database, and it is impossible that there are no vulnerabilities created by extending access to our voter rolls to such an enormous, partisan network. Figure 35 shows that over 75 percent of “registrants” using Rock the Votes platform come from one of these 1,000+ “partners” and not through Rock the Vote itself.

MODERN ELECTIONS PROJECT: LEADING THE WAY IN CIVIC TECHNOLOGY

In 2018, 1,198 partners used Rock the Vote’s OVR platform. Together, we processed 828,966 voter registration applications.

Figure 34. Rock the Vote has Large Number of “Partners”

Registrations processed through Rock the Vote's OVR Platform	2014	2018	
All registrations (including partners)	690,015	828,966	+20%
Rock the Vote registrations (RTV only)	101,968	235,236	+130%

Figure 35. Registrants added through Rock the Vote and 1,198 Partners

Rock the Vote's own numbers show anomalous outcomes results from their work. **Figure 36** and **Figure 37** show claimed voter turnout from the "registrants" added by Rock the Vote and their 1,000+ partners in 2014 and 2016 respectively.

**'14 ELECTION
TURNOUT**

If a user registered to vote through Rock the Vote's tools, we used a multifaceted approach to ensure those individuals made it onto the voter rolls and cast a ballot.

53% of Rock the Vote tool users voted in the 2014 election. This is **10 points higher** than the 43% turnout rate of other civic engagement organizations, and **17 points higher than the national turnout rate** of 36%.

Figure 36. Rock the Vote Registrants Turnout in 2014¹¹

¹¹ [Rock-the-Vote-2014-Annual-Report.pdf \(rockthevote.org\)](#), page 6

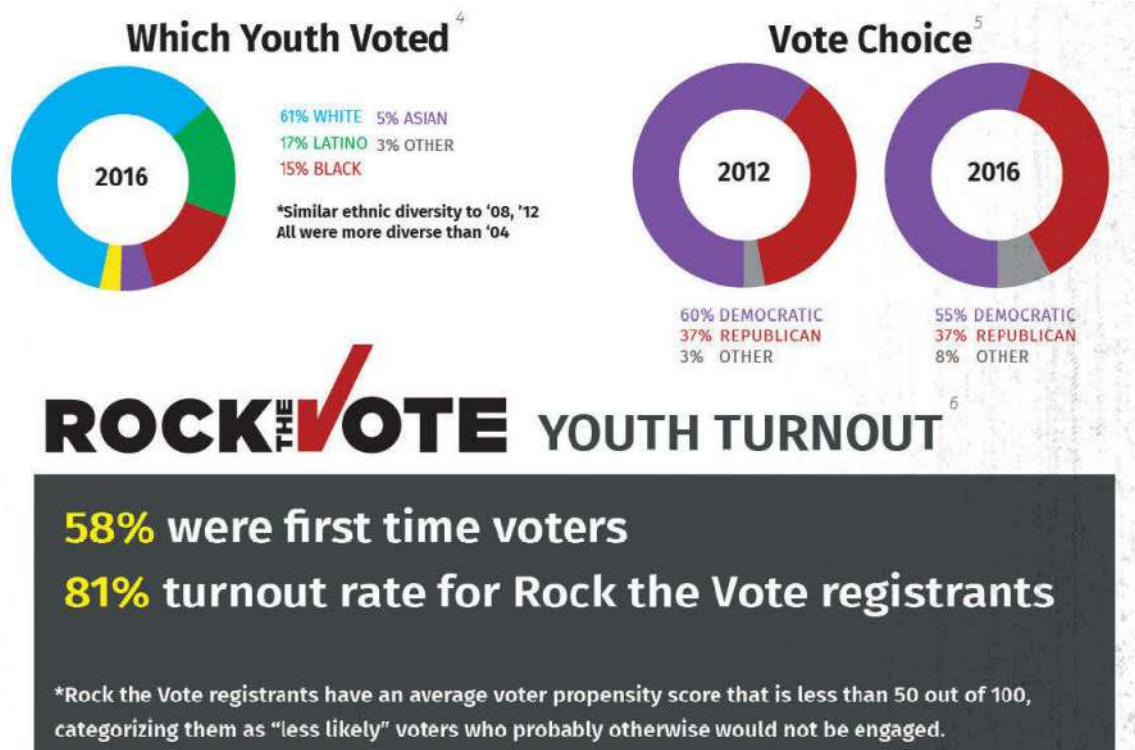


Figure 37. Rock the Vote Registrants Turnout and Vote by Party in 2016¹²

From the figures, **Rock the Vote claims that 53 percent of registrants they and their partners added to the rolls voted in 2014. This is 17 points higher than the national turnout rate which was 36 percent. However, in 2016 they claim an astounding 81 percent turnout for their registrants, which is 21 points higher than the national turnout rate of 60 percent.** Statistical anomalies like these are indications of potential fraud.

Section 2.2 shows that the voter rolls in all counties are being manipulated on a daily basis and in blocks. It needs to be investigated whether Rock the Vote or any of their 1,198 partners are a factor in this manipulation. It must also be determined whether the SOS played any role in corrupting our voter rolls knowingly or by ignoring her duty to safeguard the voter rolls.

¹² [Rock-the-Vote-Annual-Report-V27-SMALL \(rockthevote.org\)](http://Rock-the-Vote-Annual-Report-V27-SMALL (rockthevote.org)), page 6

4.2 THIRD PARTY ORGANIZATIONS SENT MULTIPLE VOTER REGISTRATION FORMS AND ABSENTEE BALLOT APPLICATIONS TO NEW MEXICO RESIDENTS

New Mexico residents reported receiving multiple copies of both voter registration forms and absentee ballot applications at their homes. Often, these applications were addressed not only to the resident, but also to next of kin, and former residents. These mailers included questionable tactics to convince people to either register to vote or to request an absentee ballot. For example, a voter registration mailer from the Voter Participation Center (VPC), included as **Appendix F**, listed a Santa Fe return address even though the group is headquartered in Washington D.C. The letters were worded in a threatening way: “Most eligible citizens are registered to vote. As part of our ongoing voter registration program, we will review the publicly available voter file in eight weeks to see if you have sent your form.”

The Voter Participation Center claimed to have “registered more people by mail than any other organization in the United States.”¹³ They also claim that they “work with local election officials as well as national, state and local partners to help people register to vote and cast their ballots.” The claim that they work with election officials is especially problematic since the VPC is a highly partisan organization. Their website explicitly voices their support for specific candidates and the radical attempt to federalize the election system in bill HR1, which seeks to federalize all elections. Our election officials should not be actively working with any partisan group. Again, this brings into question the SOS’s priorities.

4.3 NUMEROUS ADDRESSES HAVE EXCESSIVE NUMBER OF VOTERS

Election Code 1-4-8 states that electors shall be registered by their residential address. There are numerous addresses throughout the state that show an excessive number of registered voters to one address. Often these addresses are to commercial addresses, post offices, or even highways with no specific location associated with them.

For example, a total of 149 active voters are registered to the two homeless shelters in Las Cruces, 20 of these listed the same P.O. Box as their mailing address. Some of these people have voted recently. This is not necessarily illegal, but many of

¹³ <https://www.voterparticipation.org/about-us/>

these voters registered many years ago and it is unlikely they still reside at the homeless shelter since it is not a permanent residence.

In Bernalillo County, 148 people are registered to a single dorm on the UNM campus. Some of these are likely legitimate registrations, however some people who are still voting from that address are in their late 20's, 30's and 40's and are extremely unlikely to actually be living in the dorms. Similarly, we have run a comparison between the Bernalillo voter rolls and the database of people who are listed on the New Mexico tax rolls. There is a total of 37,569 people who are registered to vote, but are not found on the tax rolls in Bernalillo County alone.

Table 7 summarized the number of addresses where more than 6 people and more than 4 people are registered to a single address. The table also lists the largest number of people registered to a single address in each county.

Table 7. Number of Addresses with High Numbers of Voters

County	Number of Addresses with 6 or More Registered Voters	Number of Addresses with 4 or More Registered Voters	Largest Number of Registered Voters at One Address
Bernalillo	1,172	14,719	148
Catron	1	17	7
Chaves	61	786	145
Cibola	37	335	31
Colfax	8	139	11
Curry	36	605	15
DeBaca	0	10	5
Dona Ana	353	4,312	60
Eddy	52	782	14
Grant	51	476	34
Guadalupe	11	85	17
Harding	1	23	8
Hidalgo	10	105	9
Lea	27	542	16
Lincoln	17	273	11
Los Alamos	37	546	8
Luna	60	504	53
McKinley	178	1,158	27
Mora	35	34	170
Otero	64	836	25
Quay	6	91	8
Rio Arriba	32	285	66
Roosevelt	24	289	47
San Juan	188	2,048	19
San Miguel	96	543	47
Sandoval	376	4,036	256
Santa Fe	274	2,981	53
Sierra	12	103	16
Socorro	44	234	67
Taos	85	617	17
Torrance	12	215	8
Union	6	77	9
Valencia	120	1,460	11
TOTAL	3,486	39,266	-

Source: NM Voter Registration Database of Active Voters, July 1, 2021

The average household size is 2.6 in New Mexico. Addresses where more than four adults are registered to vote should be checked for accuracy. Many have likely moved and not updated their voter registration, or their registration was reinjected into the database to use as a ghost voter. It is also possible that fraudulent names are being added to the voter rolls under fake addresses. Small numbers of fraudulent

votes would be sufficient to swing elections where local races are often decided by a few hundred votes or less.

4.4 SECRETARY OF STATE IS NOT DOING HER DUTY TO PURGE VOTER ROLLS OF DECEASED VOTERS

The New Mexico Election Code outlines the duties of the Secretary of State (SOS), County Clerks, and Registrar of Vital Statistics in Section 1-4-24 and 1-4-25. The county clerk is to “cancel certificates of registration for the following reasons: a. death of the voter; b. a felony conviction of the voter; c. at the request of the voter; or d. at the direction of the board of registration.” The SOS and the Registrar of Vital Statistics are to assist county clerks in removal of the deceased from the voter rolls as follows “The state Registrar of Vital Statistics shall file monthly with the Secretary of State certified lists of deceased residents over the age of eighteen years. The Secretary of State shall upon receipt of the monthly certified list of deceased residents forward each county’s list the county clerk.”¹⁴

A public document request was filed with the SOS office quoting directly from the Election Code and asking for the monthly reports the SOS was supposed to be forwarding to the counties disclosing the number of dead people removed from the voter rolls throughout the state for the past five years. This IPRA request was closed by the state with the statement “...we do not maintain any responsive records at this time, please be advised that the county clerks are the records custodians of voter registration records in their respective counties.” (See **Appendix C**) This statement suggests that the SOS and Registrar of Vital Statistics are not doing their duty as outlined by the Election Code to assist county clerks in updating their voter rolls.

¹⁴ <https://realfileee3072ab0d43456cb15a51f7d82c77a2.s3.amazonaws.com/89fafabe-e83a-4f1a-83dc-0164721c761d?AWSAccessKeyId=AKIAJBKPT2UF7EZ6B7YA&Expires=1624397786&Signature=OIzCNI2MOJEPgfc%2FC1mfdZ15DU%3D&response-content-disposition=inline%3B%20filename%3D%222019%20Election%20Handbook%20for%20Web.pdf%22&response-content-type=application%2Fpdf>

4.4.1 DECEASED VOTERS IN DONA ANA COUNTY

According to the current US Census data, the population of Dona Ana County is 218,195 people approximately 122,000 of those are registered voters. Approximately 0.95 percent of the population passes away each year, so we would expect approximately 1,155 people to be removed by the county clerk's office each year.¹⁵ **Table 8** contains the numbers of deceased people reported by the Dona Ana County clerk's office through a public documents request that were removed each year along with estimated number of people who are not removed each year.

Table 8. Dead Voters Removed Each Year in Dona Ana County

Year	Dead Voters Removed	Difference
2016	864	291
2017	1,022	133
2018	993	162
2019	996	159
2020	1,248	-93
Excess over 5 years:		652

From the table, it is possible that Dona Ana County is only removing a portion of the actual number of people who pass away from the voter rolls each year. Over just five years, we estimate that 650 deceased people have built up on the voter rolls and a thorough examination and cleanup of the voter rolls is warranted based on the county clerk's own numbers.

This is not the only time trouble with the voter rolls in Dona Ana County has been highlighted. In May 2020, a report titled "Down the Hatch" was published by the Public Interest Legal Foundation (see **Appendix D**). **The report found that the rolls include 1,681 potentially deceased registrants, 1,584 duplicate registrations, 85 registrants who are voting across state or county lines, and 188 registrants registered at commercial addresses.**

Dona Ana County has been a particular target for out-of-state money focused on changing election policies, and there is an unhealthy connection between local candidates, non-neutral third-party groups that receive outside funding, and the County Clerk's office. In a county where local races are often decided by a few dozen votes,

¹⁵ <https://www.macrotrends.net/countries/USA/united-states/death-rate>

having 1,681 active deceased registrants on the rolls leaves the door open for voter fraud.

The poster shown in **Figure 38** was hanging in the Dona Ana County Elections warehouse during the counting of absentee ballots on November 3, 2020. It is in poor taste given the evidence throughout this report of ghost voters. It is also possible that this poster is an admission that the Dona Ana County Clerk is not taking her duty to ensure only eligible, real voters are included on our voter rolls very seriously. As noted in **Table 5**, Dona Ana comes in first place in the 2020 General Election showing a 705 percent in absentee votes when compared to the 2016 General Election. Analysis of down ballot races in Dona Ana, including U.S. Senate, show numerous anomalies, and will be covered in a future update to this report.

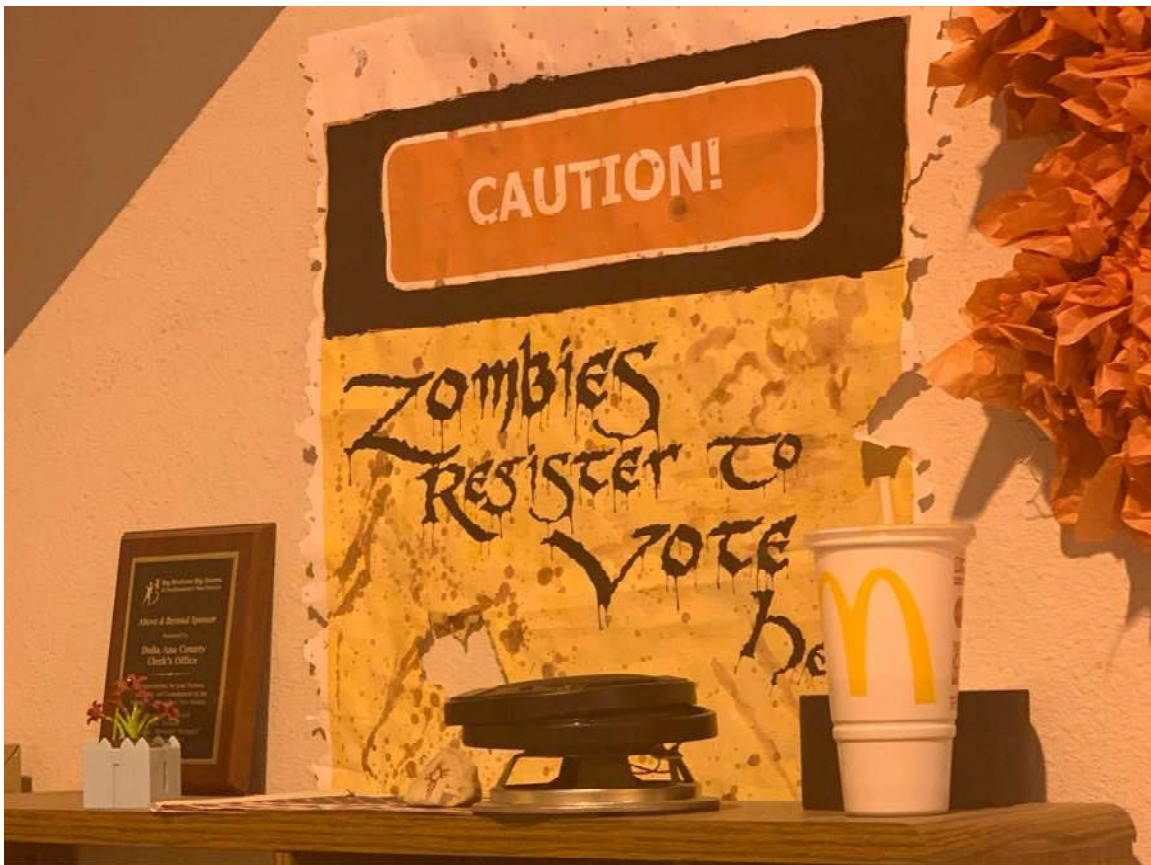


Figure 38. Poster Hanging in Dona Ana County Warehouse Counting Facility in November 2020

4.4.2 DECEASED VOTERS IN SANDOVAL COUNTY

According to the current US Census data, the population of Sandoval County is 146,695 people and approximately 105,631 of those are registered voters. As stated, approximately 0.95 percent of the population passes away each year, so we would expect approximately 1,003 people to be removed from the rolls by the county clerk's office each year. **Table 9** contains the numbers of deceased people reported by the Sandoval County Clerk's office that are removed each year along with the estimated number of people who are not removed each year.

Table 9. Dead Voters Removed Each Year in Sandoval County

Year	Dead Voters Removed	Difference
2017	744	259
2018	899	104
2019	841	162
2020	982	21
Excess over 5 years:		548

From the table, it is possible that Sandoval County is only removing a portion of the actual number of people who pass away from the voter rolls each year. Over just five years, we estimate that 548 deceased people have built up on the voter rolls and a thorough examination and clean-up of the voter rolls is warranted based on the county clerk's own numbers.

4.4.3 DECEASED VOTERS IN TORRANCE COUNTY

According to the current US Census data, the population of Torrance County is 15,409 people and approximately 9,588 of those are registered voters. As stated in the previous section, approximately 0.95 percent of the population passes away each year, so we would expect approximately 91 people to be removed from the rolls by the county clerk's office *each year*. So a total of 455 people would be expected to be removed over a five-year period. However, according to the Torrance County clerk only 125 deceased people were removed from the voter rolls over the entire five-year period from August 9, 2016 through August 9, 2021. Over these five years, we estimated that there are approximately 330 deceased voters built up on the voter rolls. This represents over three percent of the total registered voters in Torrance County.

4.5 EYEWITNESS TESTIMONIES OF SUSPICIOUS BEHAVIOR AT POLLING PLACES

4.5.1 REPORT FROM PRESIDING JUDGE

A provisional judge appointed by the Dona Ana County Clerk's Office reported several instances of unprofessional and suspicious activity at the precinct polling location she was overseeing on November 3, 2020. This individual had never worked an election before. Typically, the provisional judges have some experience with working a poll before they are appointed. We know of at least two provisional judges appointed in Dona Ana County who had no previous experience working an election. Two judges, two clerks, and a machine judge were all placed under the direction of this provisional judge. The provisional judge read up on the duties of this position as well as familiarized herself with how to set up and operate the tabulators.

The provisional judge reported that the machine judge who was assigned to her was the son of a county election official and was unresponsive to team emails prior to Election Day. When he arrived the morning of November 3rd, he stated that he had no knowledge or experience with setting up or operating the tabulators. The provisional judge could tell the machine judge assigned to her had no interest in being there and was not planning on performing his duties, so she performed them herself.

Technicians entered the precinct on two occasions and did something to the machines. The first time they were there at the request of the provisional judge, but not the second time. Neither time did they check in with the provisional judge or explain what they were doing.

At the end of the day when closing out the tabulators, the provisional judge cut the sealed locks to the tabulator and placed them on the table. However, when she went to process the seals, one of them was missing. The precinct team thoroughly searched the premises, but never found the seal.

4.5.2 REPORT FROM POLL CHALLENGER

A poll watcher assigned to the Dona Ana County Election Warehouse observed several troubling things both on the evening of November 3rd, and again on December 1st during a recount. The warehouse is where the absent armed services ballots and other absentee ballots are counted, and the tabulator tapes from all county precincts

are recorded and reported to the SOS. Several of the same anomalies that were reported across the country were observed by this poll watcher.

For example, poll challengers were not allowed any meaningful access to observe whether the votes were being counted correctly. The tabulator tapes were processed approximately 20 to 30 feet away. An IPRA request was filed in June 2021 by this group to obtain copies of all the tabulator tapes in Dona Ana County. Approximately half of the tabulator tapes copies provided by the County in response to the IPRA request were missing the zero reports at the beginning which are there to prove that the tabulators were zeroed out at the start of the election and the County Clerk, Amanda Lopez Askin, refused to provide the zero reports in subsequent requests. These zero reports may have been missing on election night as well, but poll watchers were placed too far away to check.

Absentee ballots were being processed in teams on election night, where one person would call out the votes on the ballot and another person would make note of the votes. The poll watcher noticed that the vast majority of the presidential votes being called out were for Joe Biden. However, taped lines on the floor kept poll watchers approximately 8 feet away from this process, which was too far to observe if the ballot votes were being called out or recorded correctly.

On October 31st, four Republican poll workers were thrown out of the warehouse when the County Clerk's staff claimed they were "pushing the limits" while absentee ballots were being processed.¹⁶ Two of the four poll workers complained that they were unable to see what was going on and two of them tried to get closer. The County Clerk threw all four Republican poll watchers out, even though two of them were not involved in any way in the attempt to see what was going on. Counting proceeded without any Republican poll watchers present.

On December 1st, a recount was performed for the State House District 53. Everyone in the room was supposed to have permission to be there, sign in, and wear a name tag. **One woman was not wearing a name tag and was sitting at a desk in a corner watching what was going on and doing something on a laptop. A poll worker asked her who she was, and she replied that she was a "Dominion employee." The poll worker recognized her as Mary Steinborn and took a picture**

¹⁶ <https://www.kob.com/albuquerque-news/gop-disputes-removal-of-4-new-mexico-election-challengers/5912178/>

of her. **Mary Steinborn is the sister of Jeff Steinborn, who had been on the ballot for State Senate District 36 in November.** According to NMSA 1.2.22, “a spouse, parent, child, brother or sister of any candidate” are not allowed to be an election challenger, watcher, or observer because of the perception of impropriety. The Dona Ana County Clerk needs to explain why a sister of a candidate is allowed to work elections as an employee of Dominion Voting Systems, when she would not have even been allowed into a precinct as a challenger, watcher, or observer. If Mary Steinborn was employed by Dominion Voting Systems and worked the November 3rd election in any capacity, a serious conflict of interest occurred. This is yet another example of the blurred line between a vendor who sells the Secretary of State non-compliant software and feels completely free to plant a non-compliant participant in a re-count.



Figure 39. Sister of Candidate Identified as Dominion Employee

5 VOTING MACHINES HAVE ILLEGAL FEATURES AND ARE HACKABLE

Massive, built-in vulnerabilities exist in the hardware and software of the voting machines provided by Dominion Voting Systems. By Dominion's own admission, the voting system New Mexico uses is illegal to use in federal elections.

5.1 ADJUDICATION SYSTEM IS ILLEGAL AND PRODUCES ANOMOLOUS RESULTS

Occasionally, voting machines will be unable to read a ballot based on the image scan settings. Errors can occur due to a printing ballot error (such as misalignment of targets on the paper), or the voter improperly filling in the oval, or if the voter uses the wrong marking device. For example, it is known that felt-tipped markers can cause excessive ink bleeding and often prevents the ballot scanner from correctly reading a ballot. If a ballot image cannot be read by the machine, the entire batch of ballots that was scanned with that unreadable ballot is set aside in a separate file and sent to a process called *adjudication*.

Adjudication is where an election official looks at the image and tries to determine the voter's intent on their behalf. Ideally, this should be done carefully and one image at a time and the election worker should do his or her best to honestly enter the voter's intent. However, it has been shown that the Dominion Voting Systems software has an option that entire batches of ballots can be adjudicated with one click and the user is not forced to carefully examine each ballot. The original ballot image is then replaced with one that matches the adjudicators choices and there is no way to check the voter's intent without going back to the original paper ballot. This was one issue with a lawsuit filed before the Supreme Court over the 2020 General Election in Michigan.¹⁷

The ballot scanners, printing quality, marking devices, and instruction to voters should be such that adjudication rates are extremely low as mandated by law. In fact, by law the Federal Election Commission requires ballot scanning error rates to be less

¹⁷ https://www.supremecourt.gov/DocketPDF/20/20-815/163875/20201215164905775_Final%20Michigan%20Notice%20of%20Supplemental%20Authority.pdf

than 0.0008 percent. Several counties throughout the country have reported *very high* adjudication rates. For example, counties in Michigan and Nevada had error rates up to 70 percent.¹⁸

Based on the Dominion Voting Systems invoices (see **Appendix G**), New Mexico purchased a total of seven adjudication stations with servers for the entire state. In response to a public documents request, the SOS reported the adjudication rates for the seven stations and the counties where they were located (see **Appendix J**). The number of ballots that were reported to have been adjudicated were slightly smaller than the number of absentee ballots reported for each of the seven counties, so it is possible that the adjudication stations were used to adjudicate the ballots at county clerks' offices where the absentee ballots were counted. If that is the case, the numbers reported by the SOS indicate that ***almost all the absentee ballots might have been adjudicated***. **Table 10** summarizes the number of adjudicated ballots, the total number of ballots cast in the county, the overall adjudication rate, the ratio of Republican voters to Democrat voters who turned out on Election Day, and the final ratio of Trump votes to Biden votes reported by the SOS.

¹⁸ <https://www.thegatewaypundit.com/2021/04/exclusive-voting-machine-systems-banned-us-elections-highly-suspect-adjudication-process-defined-corrected/>

Table 10. Adjudication Rates and Support Exceeding Republican Base

County	Total County Votes	Had Adjudication Stations?	Adjudicated Ballots	Adjudication Rate	Republican Voters/ Democrat Voters	Trump Votes/ Biden Votes	Percentage of Trump votes in Excess of Republican Voters
Lea	20,918	-	-	-	331%	407%	85%
Union	1,782	-	-	-	215%	362%	152%
Eddy	23,222	-	-	-	221%	322%	105%
Catron	2,323	-	-	-	306%	285%	-14%
DeBaca	898	-	-	-	122%	284%	166%
Roosevelt	6,608	-	-	-	253%	257%	6%
Chavez	22,443	-	-	-	224%	245%	22%
Curry	15,101	-	-	-	228%	242%	18%
Quay	3,873	-	-	-	155%	225%	72%
Lincoln	10,306	-	-	-	263%	217%	-40%
Torrance	7,281	-	-	-	168%	204%	35%
San Juan	52,594	Yes	10,548	20%	186%	182%	-4%
Harding	498	-	-	-	141%	178%	39%
Otero	23,571	-	-	-	186%	171%	-12%
Sierra	5,945	-	-	-	152%	156%	3%
Hidalgo	1,974	-	-	-	64%	136%	73%
Colfax	6,016	-	-	-	82%	125%	44%
Luna	8,103	-	-	-	89%	124%	37%
Valencia	32,277	Yes	11,728	36%	98%	122%	22%
Socorro	7,160	-	-	-	76%	87%	12%
Grant	14,435	-	-	-	56%	86%	31%
Sandoval	76,562	Yes	29,377	38%	80%	84%	3%
Cibola	8,903	-	-	-	48%	84%	35%
Guadalupe	2,185	-	-	-	23%	74%	50%
Dona Ana	82,641	Yes	27,380	33%	61%	68%	6%
Bernalillo	317,590	Yes	138,734	44%	59%	60%	0%
Los Alamos	12,293	Yes	4,895	40%	67%	57%	-11%
Mora	2,686	-	-	-	26%	52%	26%
Rio Arriba	16,628	-	-	-	21%	49%	27%
San Miguel	11,531	-	-	-	22%	43%	21%
McKinley	26,486	-	-	-	26%	43%	17%
Santa Fe	82,227	Yes	38,271	47%	23%	29%	6%
Taos	17,181	-	-	-	18%	28%	10%
AVERAGES:				37%	124%	154%	32%

Several anomalies appear in the table. First, the adjudication rates that the SOS reported vary from a minimum of 20 percent to a maximum of 47 percent of the overall ballots cast - vastly exceeding the 0.0008 percent allowed by law. Also, in 27 out of 33 counties, the percentage of Trump votes divided by Biden votes exceeded the number of Republican voters divided by the number of Democrat voters who turned out on Election Day. This behavior shows that Trump's support was larger than the Republican base. In fact, on average the ratio of Trump to Biden votes exceeded the size of the registered base who turned out on Election Day by 32 percent. All seven of the counties which had adjudication stations were far below this average, or even negative. These results are shown in graphic form in **Figure 40**.

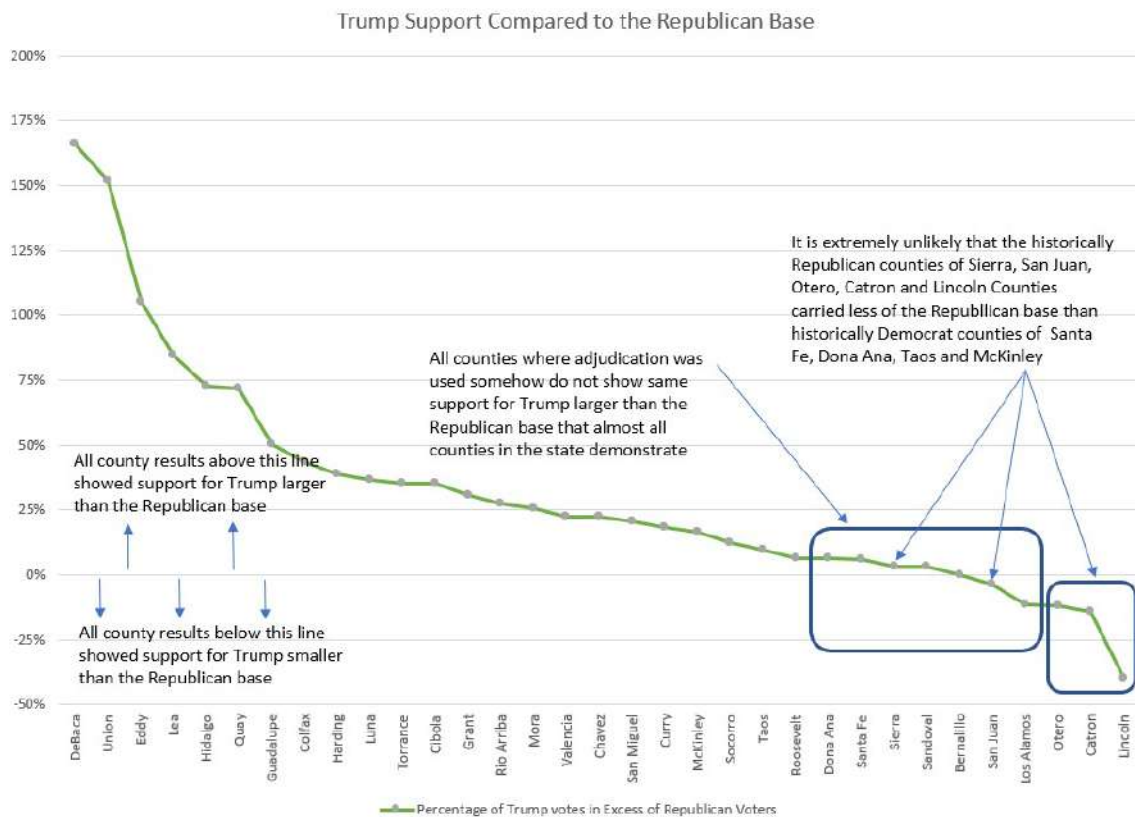


Figure 40. Trump Support Generally Higher than Republican Base Except Where Adjudication was Used

The figure shows that 27 of 33 counties showed Democrat and Independent voters crossed over and voted for Trump in November 2020 in addition to the Republican base. But the seven counties that had adjudication stations showed among

the lowest support for Trump in comparison to the Republican base. The solid Republican counties of Otero, Catron, and Lincoln also somehow show significant portions of the Republican base crossing over and voting Democrat. It is simply not believable that 40 percent of the Republican base in Lincoln County crossed over and voted for Biden. This evidence suggests that adjudication and other means are being used to manipulate election results.

We have 33 counties, and hundreds of precincts, but only seven counties used the adjudication system. This amounts to treating voters differently based on the equipment used, which violates the “equal protections” clause of the U.S. Constitution. Also, it is unclear if the adjudication systems were only processing ballots being scanned in the same room with the adjudication stations or if unreadable ballots from all over each county were being sent to the stations over the internet, which would violate the law. This possibility that batches of ballot images are being sent *over the internet* during the counting process on Election Day is supported by the user’s manual for Dominion Voting Systems equipment purchased by the state (**Figure 41**). At a minimum, the Results Tally and Reporting (RTR) application is connected to the internet referenced in the figure because this system is used to report the county’s results to the SOS. If the adjudication system is connected to the RTR, and the RTR is connected to the internet, the adjudication system is also connected to the internet. Per **Section 5.2** of this report, federal officials and Dominion Voting Systems representatives deny that election equipment is connected to the internet at all, but this has been proven to not be the case. Having internet-connected election equipment is a serious security threat and is against Federal law.

6.2.1 Democracy Suite ImageCast® Central (ICC)

The ImageCast® Central, also known as the ICC, is a ballot scan tabulator. The ICC is typically used to process absentee ballots and other ballots that are tabulated centrally. Multiple ImageCast® Central scanners can be programmed for use in an election.

Ballots are processed through the ICC scanner(s) in batches based on jurisdictional preferences and requirements. The ICC stores ballot images by scanned batches, and batch numbers are assigned sequentially by the scanner. The batches are then migrated through computer networking to the Results Tally & Reporting (RTR) application, which then makes batches available to the Adjudication application.

This Guide includes procedures for loading election files, application configuration, adjudication, and ballot scanning.



Figure 41. Reference to Networked Systems in Dominion User’s Manual

The statutory regulations regarding elections in New Mexico are contained in “The Election Handbook of the State of New Mexico.”¹⁹ The Handbook is updated annually to reflect changes made by the legislature. **The Handbook does not contain a single reference to the adjudication of ballots. It appears that the SOS is using a process that has not been contemplated by the legislature but instead was designed by a vendor and can result in a citizen’s vote being changed without their knowledge.**

¹⁹ <https://realfileee3072ab0d43456cb15a51f7d82c77a2.s3.amazonaws.com/bb0b2083-3700-43ef-8878-eb640c90d9b3?AWSAccessKeyId=AKIAJBKPT2UF7EZ6B7YA&Expires=1628203732&Signature=v42JIWAUJaILVPIh2IIIM8Eq%2BINk%3D&response-content-disposition=inline%3B%20filename%3D%22NM%20Election%20Handbook%20SOS.pdf%22&response-content-type=application%2Fpdf>

5.2 ELECTION EQUIPMENT MAY BE CONNECTED TO THE INTERNET IN VIOLATION OF FEDERAL LAW

According to the National Institute of Standards and Technology, election machines cannot be connected to the internet because of the serious security risk that can result from cyber intrusions into the system. The Undersecretary for Cybersecurity and Communications at the Department of Homeland Security testified before Congress that voting machines are not connected to the internet in 2017.²⁰ The CEO of Dominion Voting Systems, John Paulos, testified before the Michigan Legislature that Dominion machines are not designed to be connected to the internet and were not connected to the internet during 2020 after the November election. However, these statements were proven to be false when a group investigating election fraud in Michigan took apart some Dominion voting machines and found cellular modems incorporated into the hardware.²¹ The New Mexico Secretary of State states on her website, “systems that count votes...are prevented by law and process from being joined to a computer network or the internet. Systems that sum votes at the county level are prevented by law and process from being joined to a computer network or the internet.”²²

The vulnerability of internet-connected voting machines was well documented leading up to the November 2020 election. An article titled “Online and vulnerable: Experts find nearly three dozen U.S. voting systems connected to the internet” was published in the summer of 2019. It described how a team of ten independent cybersecurity experts were able to prove that the three largest voting manufacturing companies, including Dominion Voting Systems which is used throughout New Mexico, install cellular modems in their tabulators and scanners. The models connect to cell phone networks, which connect to the internet. The manufacturers claim the machines have firewalls, which would not be needed if there were no internet connections. These companies are telling us they disregard federal law. “Once a hacker starts talking to the voting machine through the modem, the hacker cannot just change these unofficial

²⁰ <https://www.nbcnews.com/politics/elections/online-vulnerable-experts-find-nearly-three-dozen-u-s-voting-n1112436>

²¹ See **Appendix K** for the expert report published on this situation.

²² See **Appendix H**

election results, they can hack the software in the voting machine and make it cheat in future elections.”

Also, in 2019, HBO released a documentary titled “Kill Chain: The Cyber War on America’s Elections.” This documentary followed a hacker and cyber security expert as he traveled across the U.S. and demonstrated the vulnerability of electronic voting machines and voter registration databases to hacking. He also highlighted the lack of accountability and transparency associated with the machine manufacturers.²³

Unfortunately, the New Mexico Election Code Section 1-3-4 has a requirement that an internet connection be available at all polling locations for **real-time access specifically for the voter registration electronic management system**. We know that the poll pads are connected to the internet because a provisional judge at a polling location in Dona Ana County realized the wrong precinct data was loaded into the poll books the morning of Election Day and this was corrected remotely over the internet. At the end of the night, final reports are completed and sent through the internet. Also, the invoices from Dominion Voting Systems to the SOS (see **Appendix G**) have a line item for “remote programming” of the election system. From the previous section of this report, we know that ballots that are unable to be read by the tabulators are sent to one of seven adjudication stations, which may mean that they are connected to the internet to accomplish this in a uniform manner state-wide.

We examined the user’s manuals for the election equipment provided by Dominion which we received through a public records request and the manual makes multiple references to sending information over a computer network. Even if these networks are not purposefully connected directly to the internet, they are easily hackable as has been shown and built-in cellular modems can be activated by bad actors. The manual makes references to “wireless options” on some of their equipment which by definition means it’s connected to the internet (**Figure 42**).

²³ <https://www.hbo.com/documentaries/kill-chain-the-cyber-war-on-americas-elections>

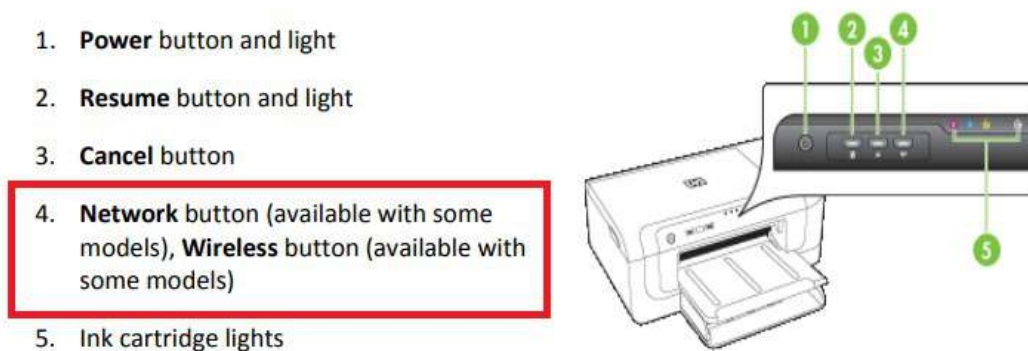


Figure 42. Reference to Wireless Networks in Dominion Manual

Given the vulnerability of any system connected to a network, a public documents request was submitted to the New Mexico SOS requesting “all documentation that the setup and configuration of the November 2020 election system network was setup to ensure the network was secure and no access to the internet was possible via these networks.” We were expecting a thorough set of guidelines and list of checks performed at all polling locations throughout the state, but were disappointed to receive the three-page document included as **Appendix L**. The document implies that the SOS relies only on “air-gaps” for the security of the election systems. In the SOS’s own words, air-gapped equipment “(1) has no wired or wireless network interfaces, OR (2) has no wired interface connected to a network and any wireless interface, if present, is disabled, OR (3) has a wired interface connected to an air-gapped network and any wireless interface, if present, is disabled.” From the SOS’s own definition, air-gapped equipment can be internet capable – it just needs to be disabled. “Air-gapped” simply means “not connected to the internet by a cable.” For example, cellular phones are air-gapped and it is obvious how easily they can connect to the internet. It is a joke to imply that “air-gaps” on equipment with internet capabilities are sufficient security for something as important as our election system.

The document provided by the SOS also includes an “air-gap” inspection list by county with dates they were performed. **All of the “air gap” inspections took place between the end of early voting and election day. This is extremely troubling, because if fraud took place through the absentee voting as the data strongly suggests, bad actors would have used results and turnout measured during early voting to fix the election with absentee ballots. The SOS has no**

evidence that her office even checked whether or not the tabulators were connected to the internet until almost all of the in-person voting was already completed.

If network communication devices are embedded in the hardware of the Dominion voting machines used in New Mexico and the poll books are connected to the internet by law, a bad actor could hack into the data with minimal effort and tamper with the machine results and no one would know without a forensic examination.

5.3 NEW MEXICO USES VOTER SOFTWARE THAT FRACTIONALIZES VOTES

Dona Ana County, the City of Las Cruces, and the City of Santa Fe worked with third-party organization “Democracy Rising” to implement rank choice voting in Las Cruces and Santa Fe.²⁴ In a ranked choice race, voters must vote for every candidate on the ballot in their preferred order, from most preferred to least preferred. The votes are entered into the vote counting software as weighted fractions and applied to the candidate choices that were made by the voter. The candidate first selected receives the highest weight, and the candidate selected last receives the least weight. If no candidate receives a certain percentage of the vote based on their position at the top of the ticket, the lowest-ranked candidate is dropped and their votes are redistributed to higher ranking candidates. This process of dropping the lowest ranked candidate and distribute their votes to higher ranked candidates until one candidate surpasses the required percentage to win is called an “automatic runoff.” This method of voting tends to favor the political party with the most candidates running, which is the opposite of a traditional election.

Democracy Rising is funded by the Proteus Fund, which is also aligned with and funded by highly partisan organizations.²⁵ This partnership between our government and third-party organizations to fundamentally change the way we vote dismantles our ability to hold fair elections. Democracy Rising and the Proteus Fund are on record as opposing all efforts to make sure only eligible voters vote in elections. **Democracy Rising was also hired by Dona Ana County and the City of Las Cruces to provide training in ranked-choice elections in 2019 when it was**

²⁴ <https://www.wearedemocracyrising.org/>

²⁵ <https://www.proteusfund.org/board-of-directors/>

implemented and in 2021 when it is scheduled to be used again.²⁶ It is alarming that obviously partisan groups are being hired by local governments to train candidates, rather than the governmental departments which are funded to do their jobs running and safeguarding our elections.

In November of 2019, an article was published in the *Las Cruces Sun News* titled *Rank some, rank all: Las Cruces voters adapt to first ranked choice election*. According to the article, **Las Cruces and Santa Fe were two of only 11 cities nationwide to use this type of voting system.**²⁷ These ranked choice elections were the first in New Mexico and were used in municipal elections for mayor and city council. The system was met with mixed reactions. Many voters found it to be a confusing process, and Republicans criticized it as being unfair and designed to favor the majority party, because the ranked choice algorithm tends to accumulate to whichever party has more candidates on the ballot.

The ranked choice voting software offered by Dominion Voting Systems is called “Democracy Suite.” New Mexico is required to pay \$70,000 per year for the license to use this software, which is roughly 40 percent of the total state voting system licensing fees (see **Appendix G**). Per the *Sun News* article, the ranked choice voting system was justified because it would be a money-saving measure as runoff elections are not needed since the algorithm rearranges votes as an “automatic runoff.” Of course, runoff elections are not always needed, municipal elections only occur once every two years, and it would seem to be something of a wash given the high cost of the software license.

It is also interesting that the *Sun News* article said the November 2019 municipal election was New Mexico’s first ranked choice election. However, New Mexico purchased this same software for the November 2018 election which did not have any ranked choice races on the ballot. It was also used in the 2020 Primary and General elections.

The use of ranked choice software violates state and federal law. NMAC Section 1.10.12.13 states, “Each ballot shall increase the ballots case count by one.” There is no room in this statute for changing the ballot counts to fractions.

²⁶ <https://www.las-cruces.org/CivicAlerts.aspx?AID=6497>

²⁷ <https://www.lcsun-news.com/story/news/2019/11/08/las-cruces-voters-adapt-first-ranked-choice-election/2509037001/>

The software also violates the Federal Help America Vote Act (HAVA) because it is not EAC (Election Administration Commission) certified as Dominion Voting Systems states on its own website as shown on **Figure 43**. See **Section 5.4** for more discussion on this topic.

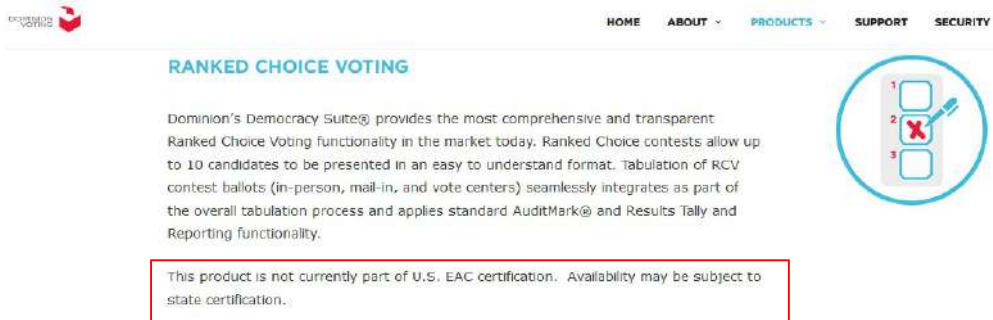


Figure 43. Dominion Software not EAC Certified

The ranked-choice, or weighted race, software is used nationwide even though there are only 11 cities nationwide that even hold ranked choice elections. It has also been widely criticized as citizens have started to scrutinize our election systems since the November 2020 election. The problem with the ranked choice software is that instead of counting votes as whole numbers (1, 2, 3...), it counts the votes being cast as fractions (ex. 0.1, 0.2, 0.3...) and then applies an algorithm to them for the “automatic runoff” described at the beginning of this section.

A nation-wide movement called “One Person, One Vote” has arisen to put pressure on officials not to use this type of software in elections. The movement is led by Dr. Shiva Ayyadurai, who was a US Senate candidate in the 2020 Primaries and uncovered an algorithm being applied to his race in Massachusetts. He has evidence that the algorithm loaded into the machines counted a vote for Dr. Shiva as a number *less* than one, such as 0.6, while a vote for his opponent is counted as a number *more* than one, such as 1.3.²⁸

A line item from a tally sheet for the November 2020 election was found in California, that showed an update to the total with only a single vote added. Alarming, this single vote was divided between *both* presidential candidates on the ballot instead of being applied completely to one or the other (see **Figure 44**). Dr. Shiva has since

²⁸ https://www.ntd.com/dr-shiva-why-i-fight-so-hard-for-one-person-one-vote_583991.html

looked at data throughout the nation and has published several presentations of evidence of a weighted algorithm being applied dishonestly in locations throughout the country.²⁹

Date	Biden Votes	Trump Votes	Other Votes	# OF VOTES				SAN RATIO
2020-11-04	1104.531	534.72	31.749	1671	0	2.065625	569.811	0.72543
2020-11-04	13280.812	17805.758	-10994.57	20092	0	0.7458718	-4524.946	-0.2932
2020-11-04	6257.026	3038.586	170.388	9466	0	2.05919	3218.44	0.72231
2020-11-04	7512.78	3653.943	216.277	11383	0	2.0560748	3858.837	0.72079
2020-11-04	4391.116	19131.302	455.582	23978	0	0.2295252	-14740.19	-1.4717
2020-11-04	0.659	0.322	0.019	1	0	2.0465839	0.337	0.7161
2020-11-04	4917.458	2462.764	141.778	7462	0	2.0465839	2514.694	0.7161
2020-11-04	16.475	8.05	0.475	25	0	2.0465839	8.425	0.7161
2020-11-04	5300.337	2589.846	152.817	8043	0	2.0465839	2710.491	0.7161
2020-11-04	5321.425	2600.15	153.425	8075	0	2.0465839	2721.275	0.7161
2020-11-04	5321.425	2600.15	153.425	8075	0	2.0465839	2721.275	0.7161

Figure 44. Single Vote Divided Between Two Candidates³⁰

The New Mexico Secretary of State says on her website, “New Mexico adheres to the principle of ‘One Person – One Vote.’” Yet she is employing a software statewide which fractionalizes votes. Given this evidence from all over the country and the SOS’s own policy statement, New Mexico should not be using Dominion Voting System’s Democracy Suite software package for any election. Neither should we allow ranked choice elections at all. The risk of individuals using algorithms to steal elections far outweighs any money-saving from avoiding occasional municipal runoff elections. New Mexicans require answers as to why any election in our state is using fractions to count our votes against our laws.

²⁹ One example of many of Dr. Shiva’s presentations:

<https://www.youtube.com/watch?v=Ztu5Y5obWpk&t=7s>

³⁰ <https://www.thegatewaypundit.com/2021/02/one-vote-matters-weighted-race-distribution-one-california-vote-brings-entire-2020-election-question/>

5.4 ELECTION EQUIPMENT AND SOFTWARE HAS NOT BEEN CERTIFIED BY AN ACCREDITED INSPECTOR LAB SINCE AT LEAST 2016, UPDATES WERE MADE THAT DESTROY ELECTION RECORDS

The Help America Vote Act of 2002 (HAVA) established US code regarding election safety, accessibility, and technical security. The Election Assistance Commission (EAC) was created as an oversight board, regulator, vendor manager, and implementer of compliance standards. EAC enters into signed agreements with vendors who analyze and test equipment. New Mexico agreed to implement and abide by HAVA law and EAC compliance and testing standards as the first-tier layer of protection and integrity for our elections.

However, the EAC failed in its duty to maintain valid, ratified, contractual relationships with any contractor labs (known as VSTL's) who certify voting machines for the individual states prior to elections. Some of the members of EAC appear to have troubling conflicts of interest and should not be on the commission. There have been no valid, accredited firms in the US since 2016. Since no contractor labs have kept current contracts with the EAC, our election equipment is not properly certified and no guarantee can be made that they comply with HAVA standards, or that they fulfill the proper standards for accuracy and cyber-security features. **Dominion admits on its own website that the Democracy Suite software that was used in all New Mexico elections since 2018 is not certified by the EAC (see Figure 42).**

The failure on the part of the EAC, contractor labs, and New Mexico SOS to ensure that all voting machines are properly certified in compliance with HAVA is grounds for **impeachment of the SOS** and a forensic audit of the voting machines and electronic equipment. New Mexico must cease using the illegal ranked choice voting software immediately.

5.5 DOMINION VOTING SYSTEMS, PROVIDED TENS OF THOUSANDS OF PRE-PRINTED BALLOTS

New Mexico uses a ballot printing system called "Ballot on Demand" where ballots are printed on official stock paper at the precinct location at the time each voter checks in. However, through public documents requests we discovered that the voting machine equipment provider, Dominion Voting Systems (Price Agreement Number: 30-370-13-00011), also provided tens of thousands of both "pre-printed Official Ballots"

and “Pre-Filled Test Decks” (see **Appendix G** for relevant pages from the Dominion invoices).

The “test decks” are referenced in the Dominion equipment user’s manual as being used to make sure the tabulators are scanning ballots correctly. This is done by running a stack of test ballots with a known result through all tabulators and checking that the results tape matches what was expected. However, no mention is made of the purpose of “pre-printed Official Ballots” which are clearly listed on the invoices.

Table 11 shows an estimate of how many of these two types of ballots were provided by Dominion for each of the most recent elections. The total charged for these two line items was divided by the stated cost per ballot of \$0.32 to get the approximate number of pre-printed ballots. There is no obvious relationship between the number of ballots provided as related to the number of voting machines in the state (which is essentially constant), or to the number of voters in any election.

Table 11. Summary of Dominion Pre-Printed Ballots

Election	Total Spent on Ballots Printed by Dominion	Estimated Number of Test and Official Ballots	Estimated Number of Statewide Voters	% Ballots/Votes
2018 General	\$59,110	184,719	701,654	26%
2019 Local Elections	\$32,269	100,840	223,835	45%
2020 Primary	\$51,282	160,256	254,452	63%
2020 General	\$23,295	72,798	928,172	8%

From the table, between the test ballots and official ballots, Dominion provided a number of ballots equal to a whopping 63 percent of the total ballots cast in the 2020 Primary Election, but only 8 percent of the ballots cast in the 2020 General Election, a few months later.

New Mexicans require an explanation from Dominion Voting Systems and the SOS as to what these pre-printed test and official ballots have been used for and why their numbers vary so wildly from year to year. Copies of relevant pages from the Dominion invoices are included as **Appendix G**. **Appendix G** also contains questions that New Mexicans must have answers to regarding line items they are supposedly participating in purchasing from Dominion Voting Systems.

7 CONCLUSIONS

Based on the investigative findings and comprehensive analysis presented in this report, the November 2020 election results cannot be reconciled with any proven or reliable mathematical or statistical methodology. The only viable explanation for the evidence presented in this report is that the November 2020 New Mexico election results were pre-determined, and systemic election fraud occurred in every New Mexico county. Continued use of highly vulnerable Dominion Voting Systems by the Secretary of State and county officials demonstrates either: (1) gross incompetence, by way of omission or ignorance in the safeguarding of our elections, or (2) intentional sabotage of votes belonging to New Mexicans. The voter database anomalies, the appearance of impropriety on the part of election officials, the enormous increase in absentee ballots, the use of software that fractionalizes votes, eye-witness testimony, and an indifference to state and federal law provide enough reason to conduct a full forensic audit.

Where significant doubt exists as to the validity of an election, our Secretary of State assures us that, “without exception, New Mexico uses paper ballots to record each and every citizen’s vote. Paper ballots allow auditing and verification of automated vote counting systems. Paper ballots enable us to recount a single race or *an entire election* should the need arise.”³¹ The need has, indeed, arisen.

To restore confidence in New Mexico elections, a full forensic audit³² of the November 2020 election must be undertaken immediately. A full forensic audit includes physical examination of all paper ballots, electronic equipment, and the voter registration database. We recommend a bi-partisan group of volunteers, and nationally recognized experts with experience in full forensic audits to maximize cost efficiency. **After completion of a full forensic audit, election reform is necessary. We recommend adopting measures consistent with the “U.S. Election Integrity: Recommendations Report.”³³**

³¹ See **Appendix H**

³² Full forensic audits differ from risk limiting audits. See [https://election-integrity.info/Post Election Audits.pdf](https://election-integrity.info/Post_Election_Audits.pdf).

³³ https://election-integrity.info/Recommendations_Report.pdf

The evidence presented in this investigative report demands immediate attention by our elected officials. It is our recommendation that a full forensic audit of election processes and equipment in New Mexico statewide take place immediately, and *not* a risk-limiting audit. We further advise that each county use its independent authority over its county voter rolls, election equipment, and election processes to mitigate the illegal practices carried out by others, whether intentional or unwitting, that have taken place throughout the state of New Mexico.

It is impossible to honestly look at the evidence in this report and walk away and do nothing. Knowing the evidence of election fraud the citizens of New Mexico have uncovered necessitates action on the part of every elected official. It is the solemn duty of state and county government officials to ensure elections are free of corruption. This report also serves as notice to all relevant law enforcement agencies to carry out their constitutionally mandated responsibilities and investigate and prosecute those found in violation of the public trust to the fullest extent of the law.

APPENDIX A
POPULATION, REGISTRATION,
VOTES ANALYSIS

New Mexico Statewide: Population, Registrations, Votes

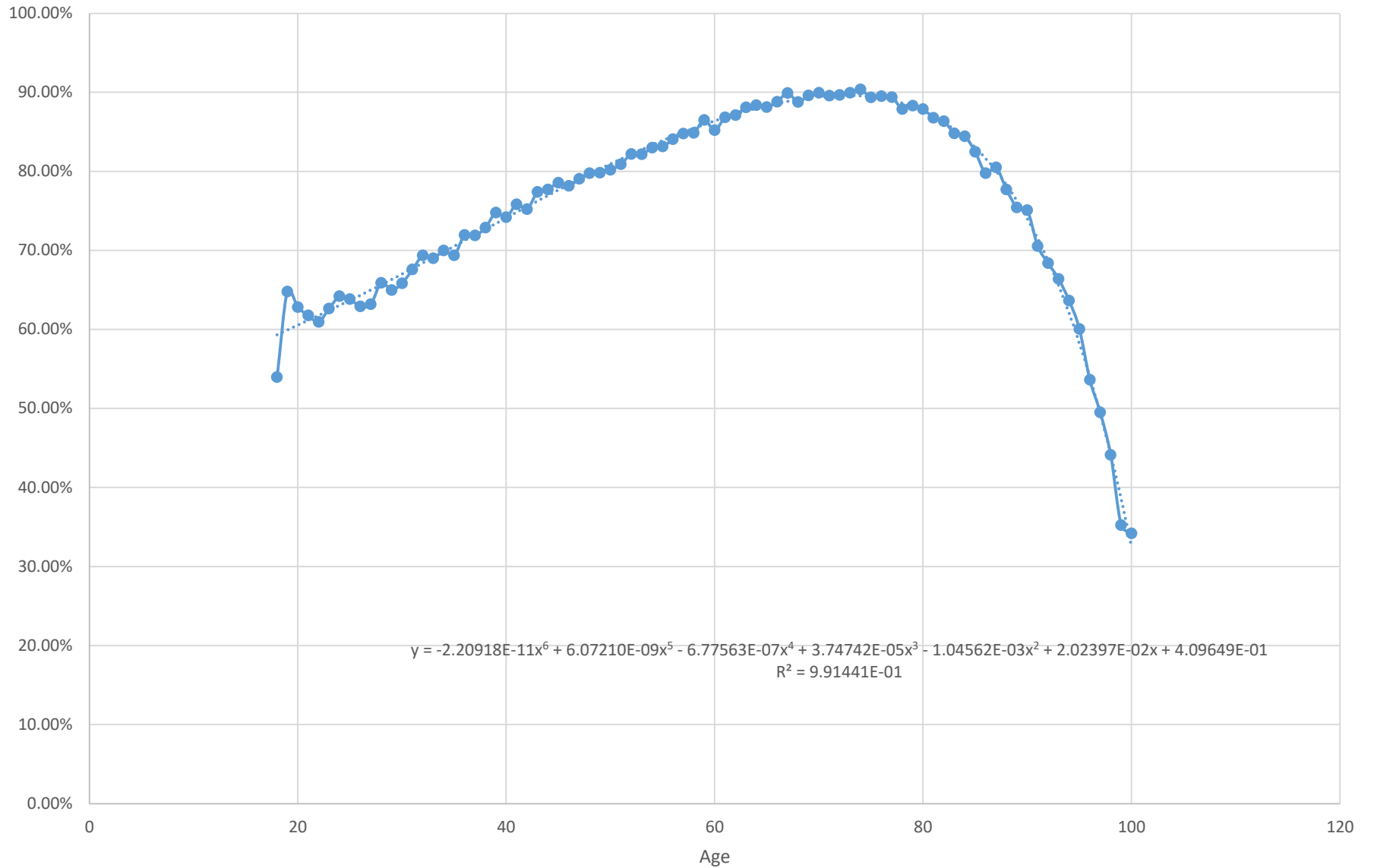


Population to Registrations: $R = 0.9811$

Registrations to Votes: $R = 0.9392$

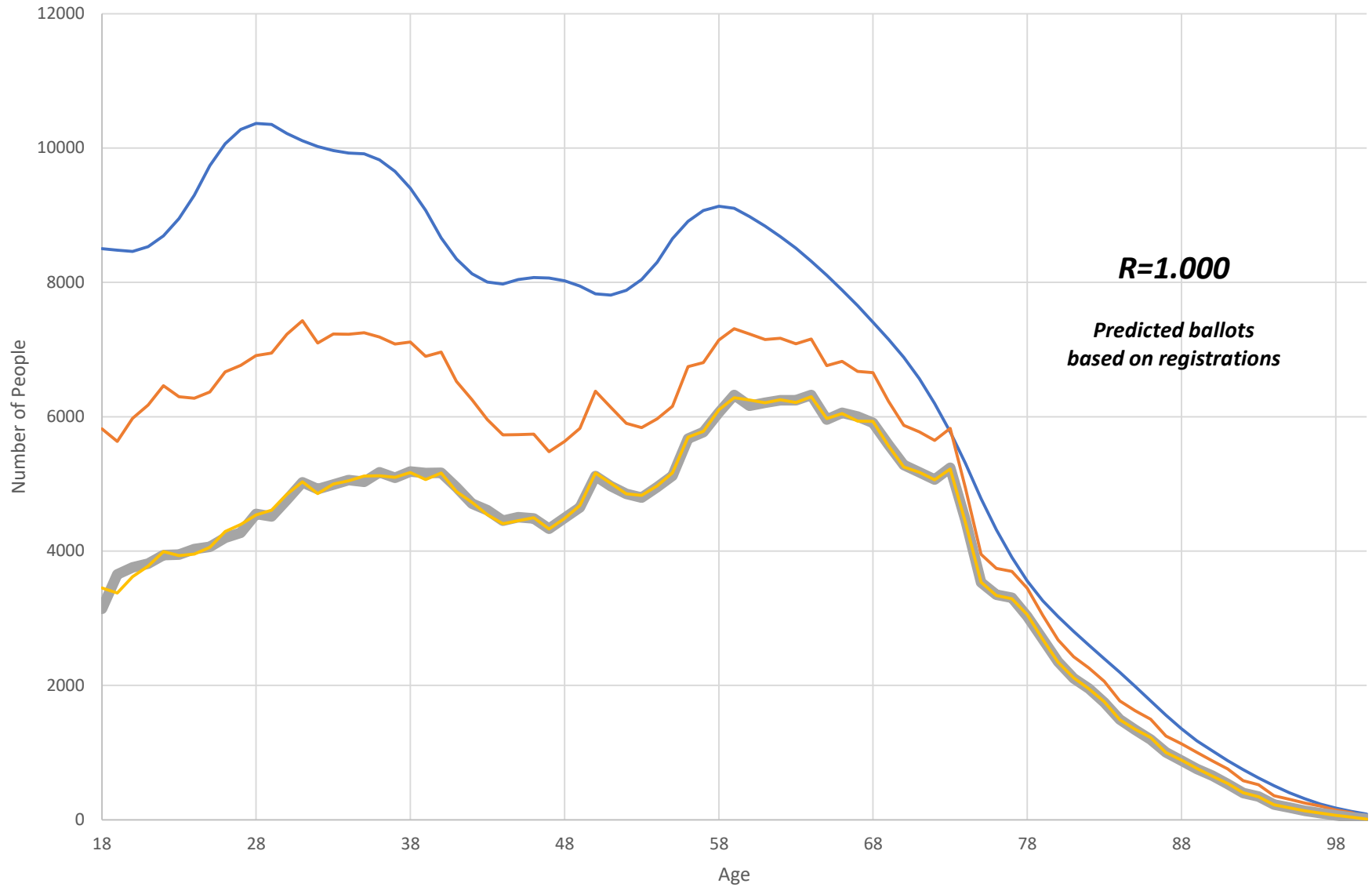
Population Votes Registrations

Bernalillo Key



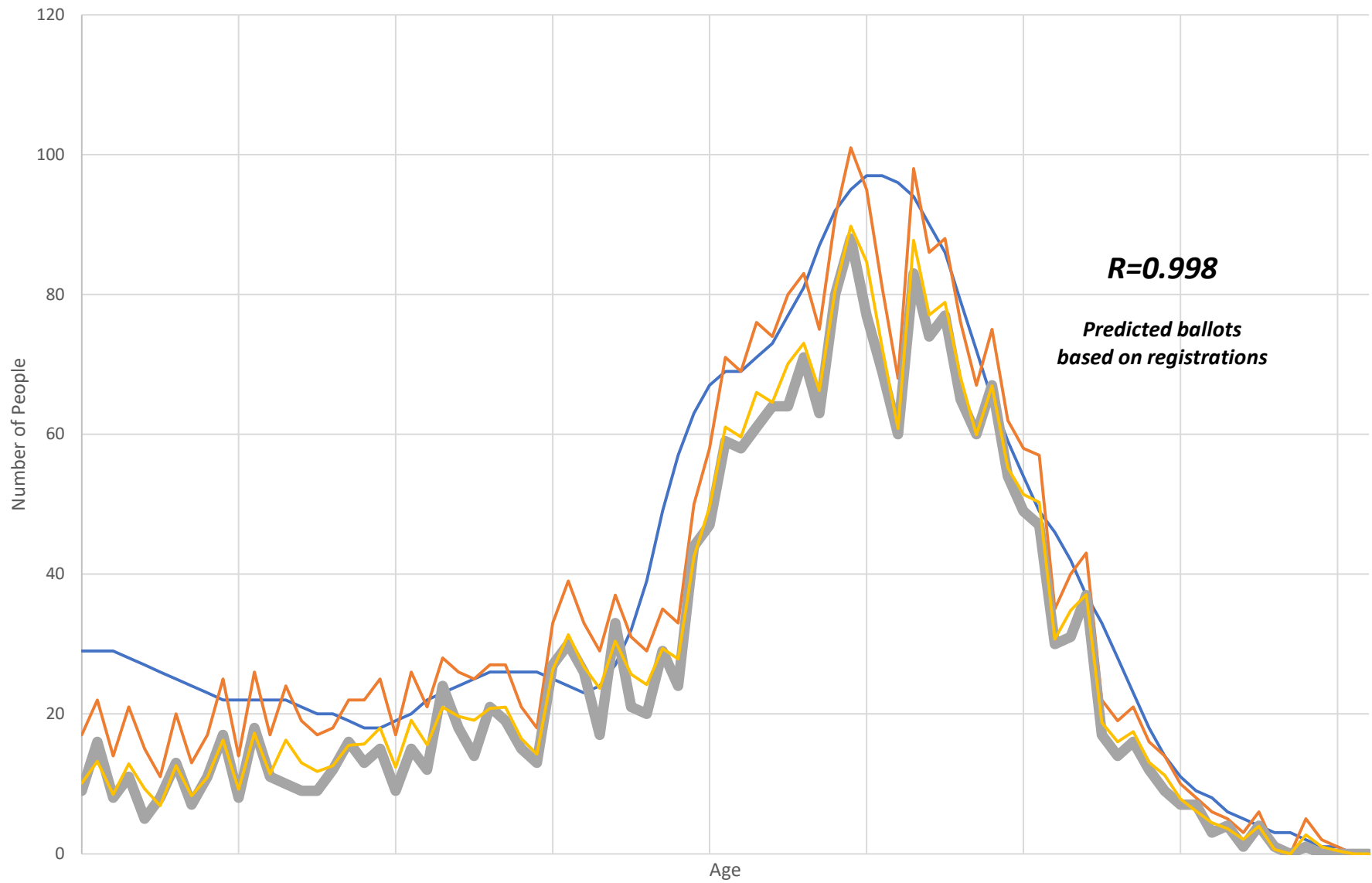
—●— Votes/ Registration Key ····· Poly. (Votes/ Registration Key)

Bernalillo County, NM: Population, Registrations, Votes



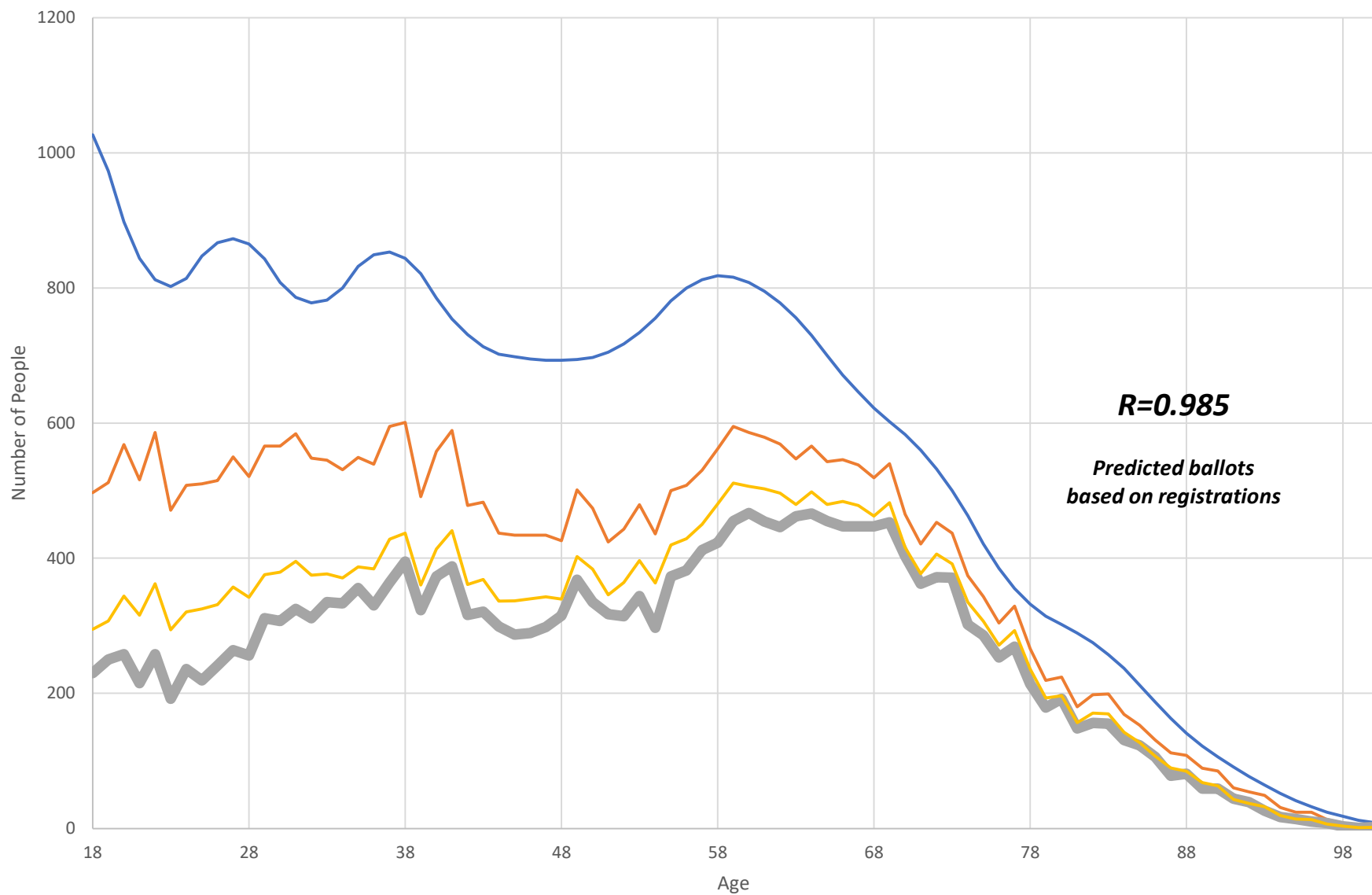
Population Registrations Votes Predicted Votes based on Registration

Catron County, NM: Population, Registrations, Votes



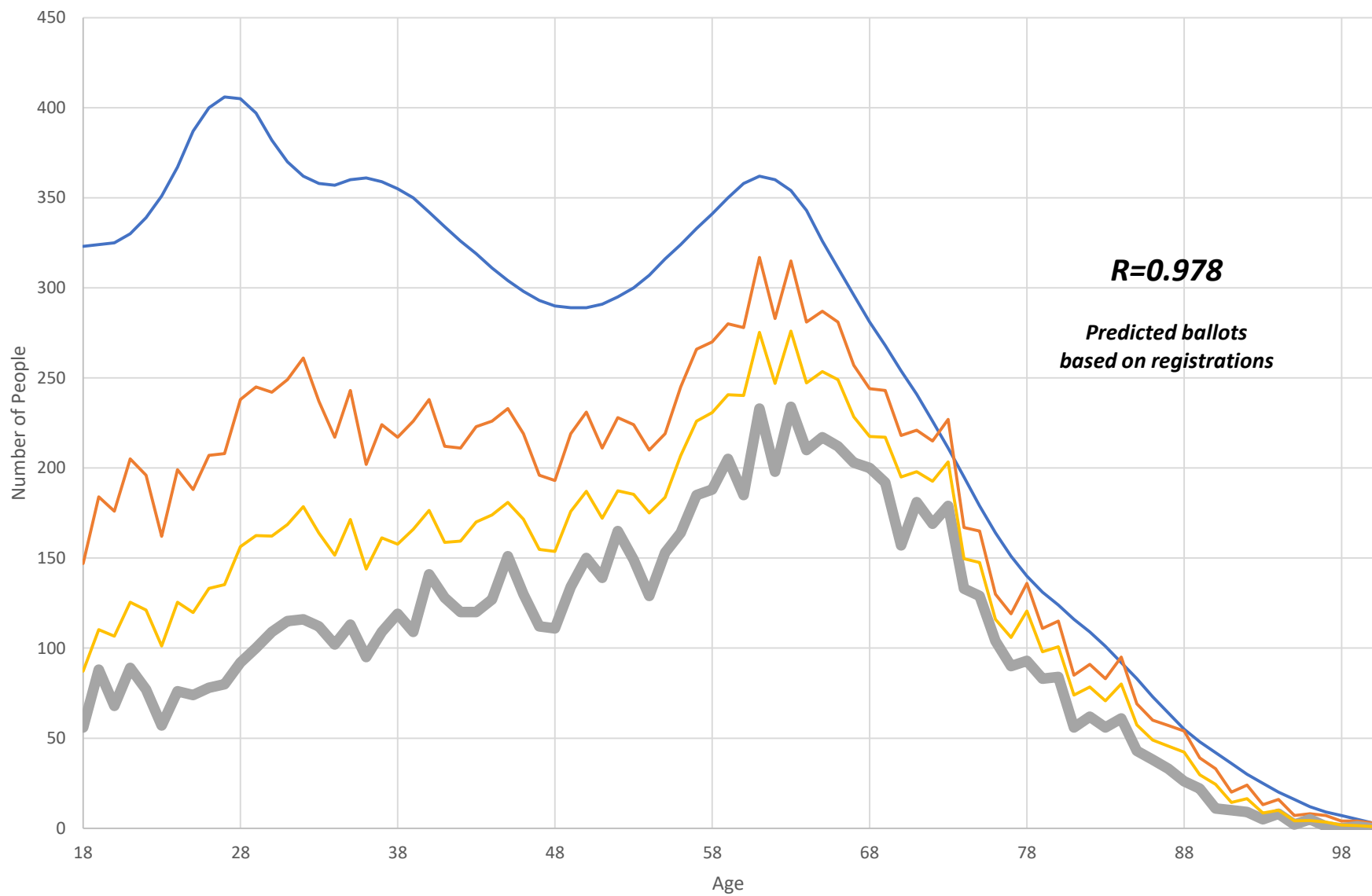
Population Registrations Votes Predicted Votes based on Registration

Chavez County, NM: Population, Registrations, Votes



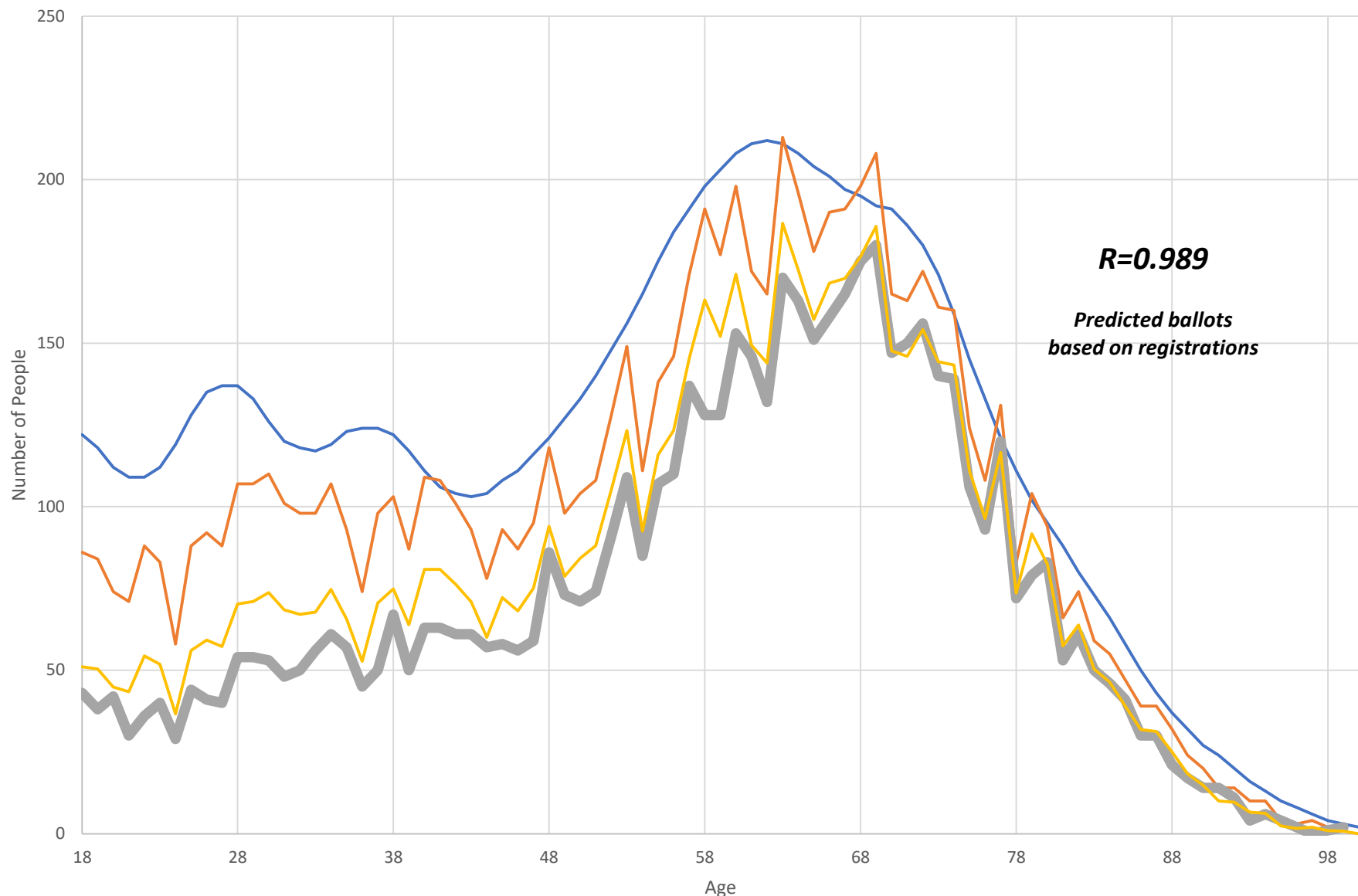
Population Registrations Votes Predicted Votes based on Registration

Cibola County, NM: Population, Registrations, Votes



Population Registrations Votes Predicted Votes based on Registration

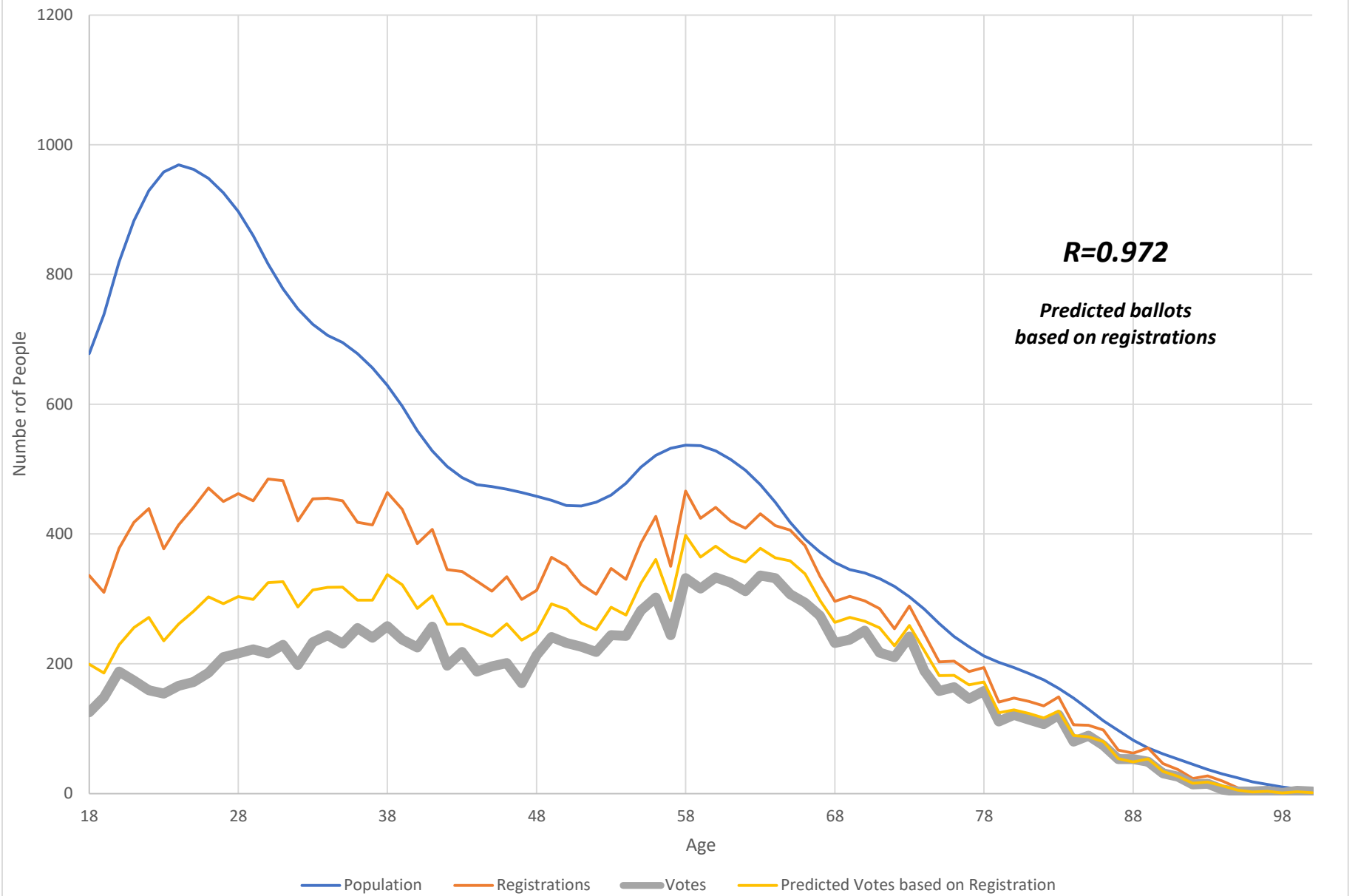
Colfax County, NM: Population, Registrations, Votes



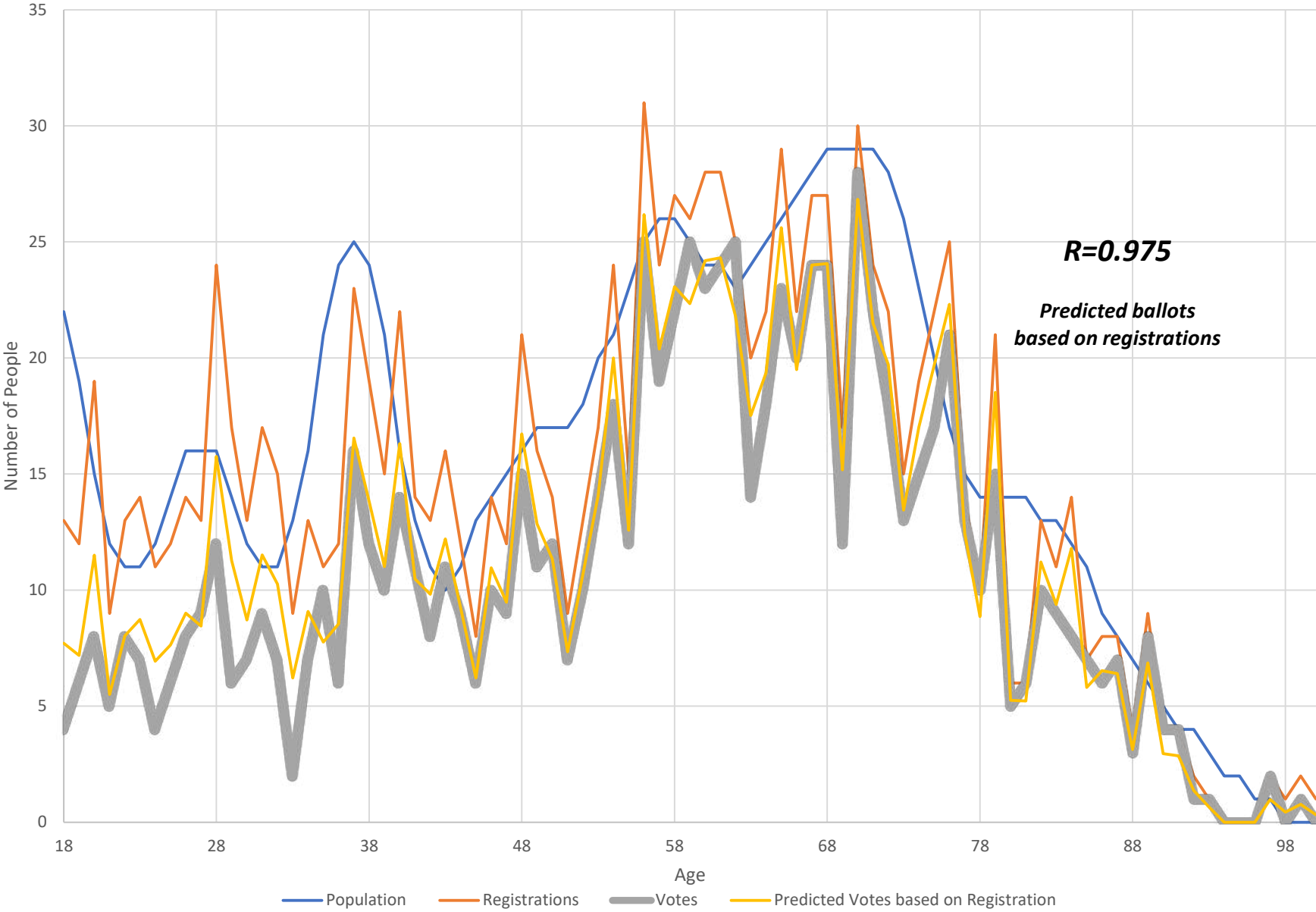
$R=0.989$
***Predicted ballots
based on registrations***

— Population — Registrations — Votes — Predicted Votes based on Registration

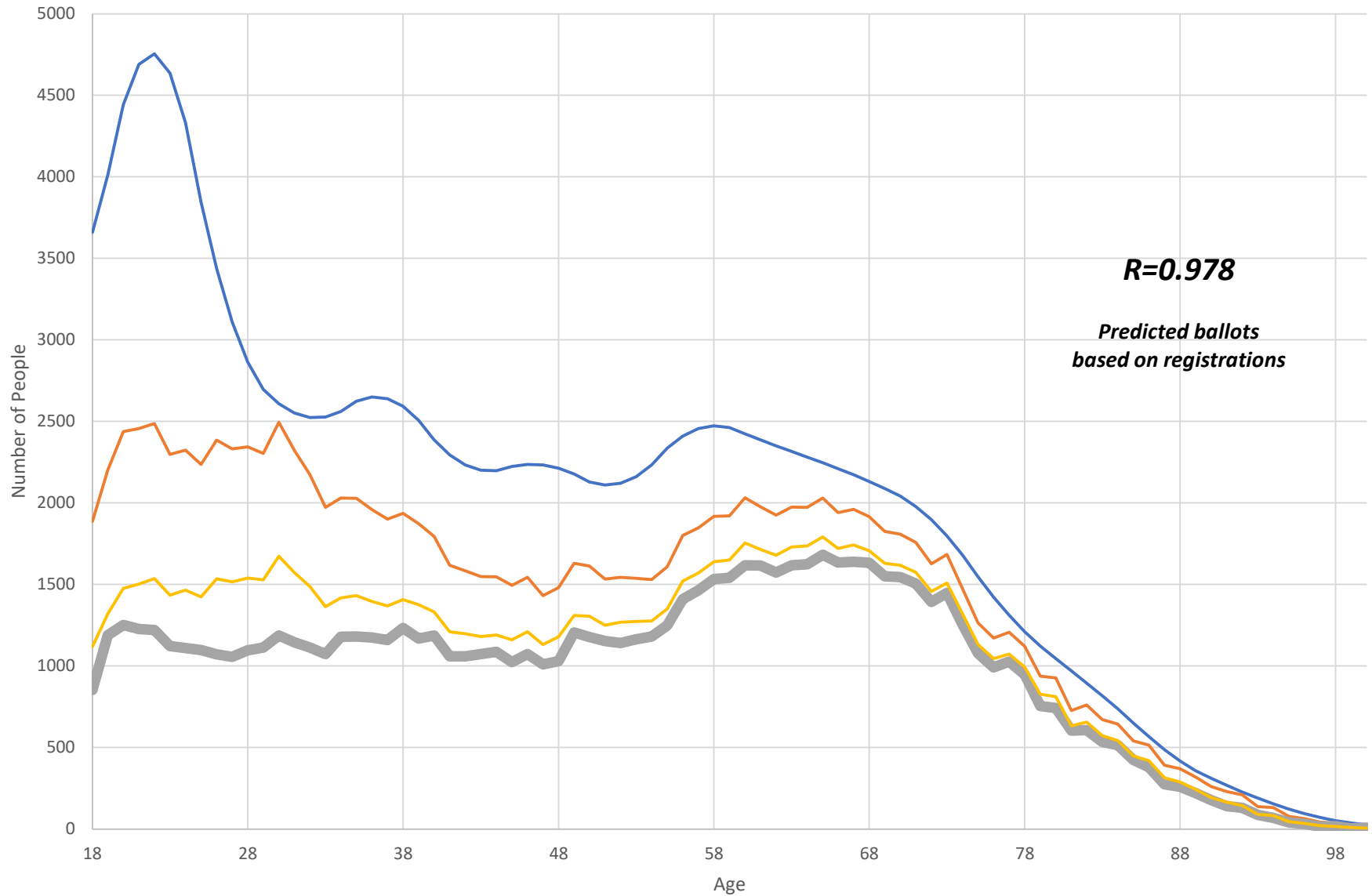
Curry County, NM: Population, Registrations, Votes



De Baca County, NM: Population, Registrations, Votes



Dona Ana County, NM: Population, Registrations, Votes

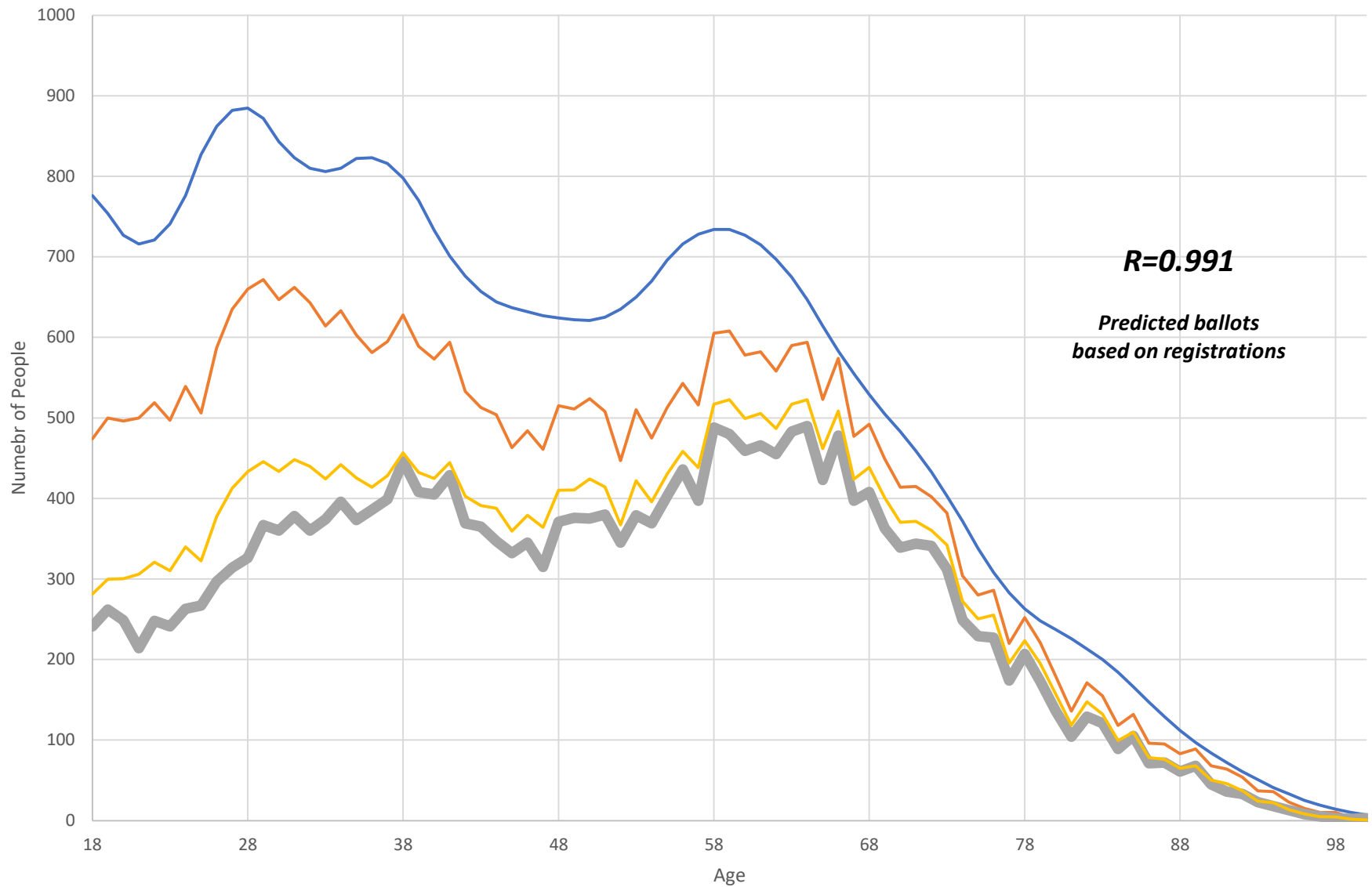


$R=0.978$

***Predicted ballots
based on registrations***

— Population — Registrations — Votes — Predicted Votes based on Registration

Eddy County, NM: Population, Registrations, Votes

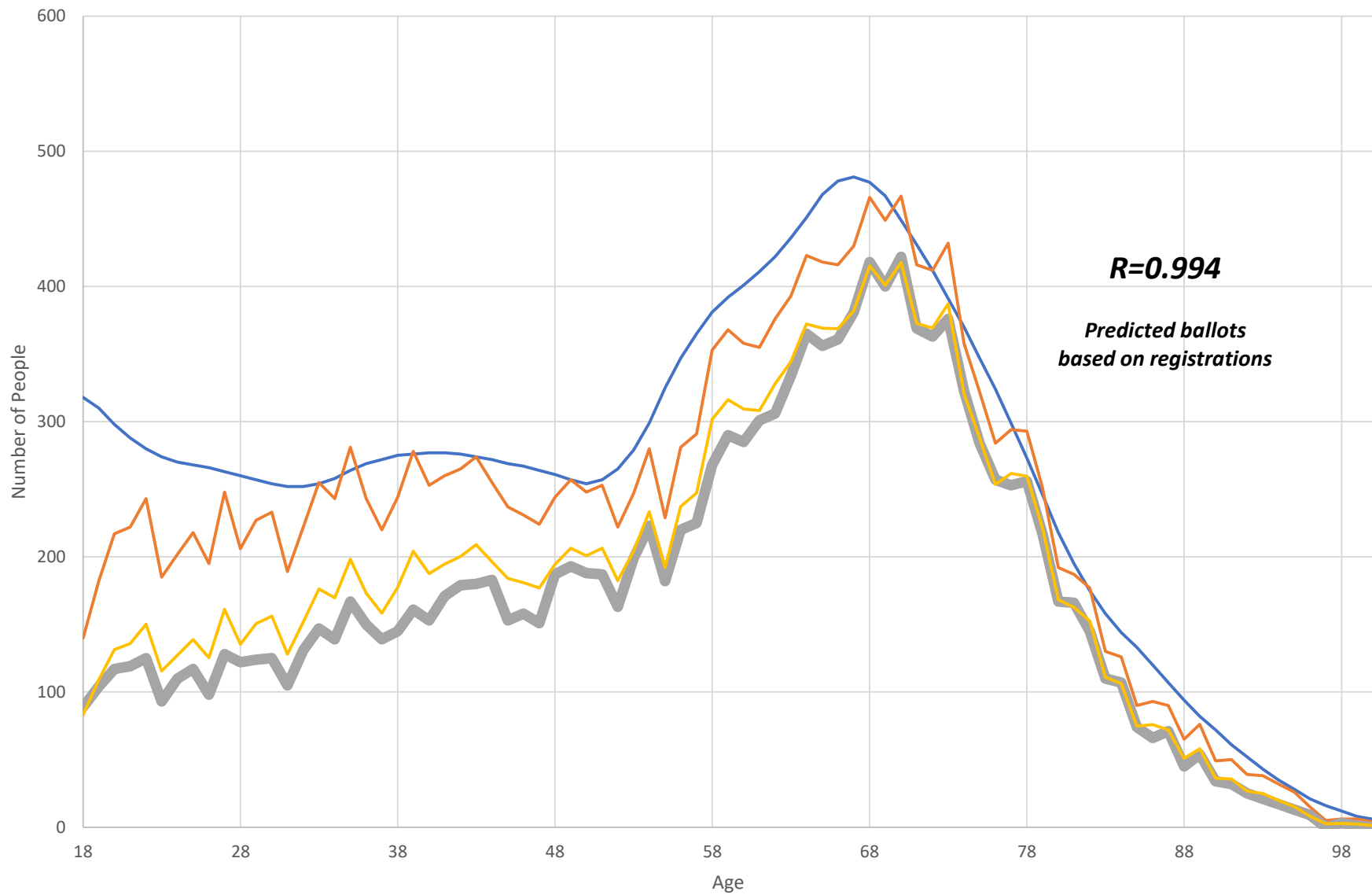


$R=0.991$

***Predicted ballots
based on registrations***

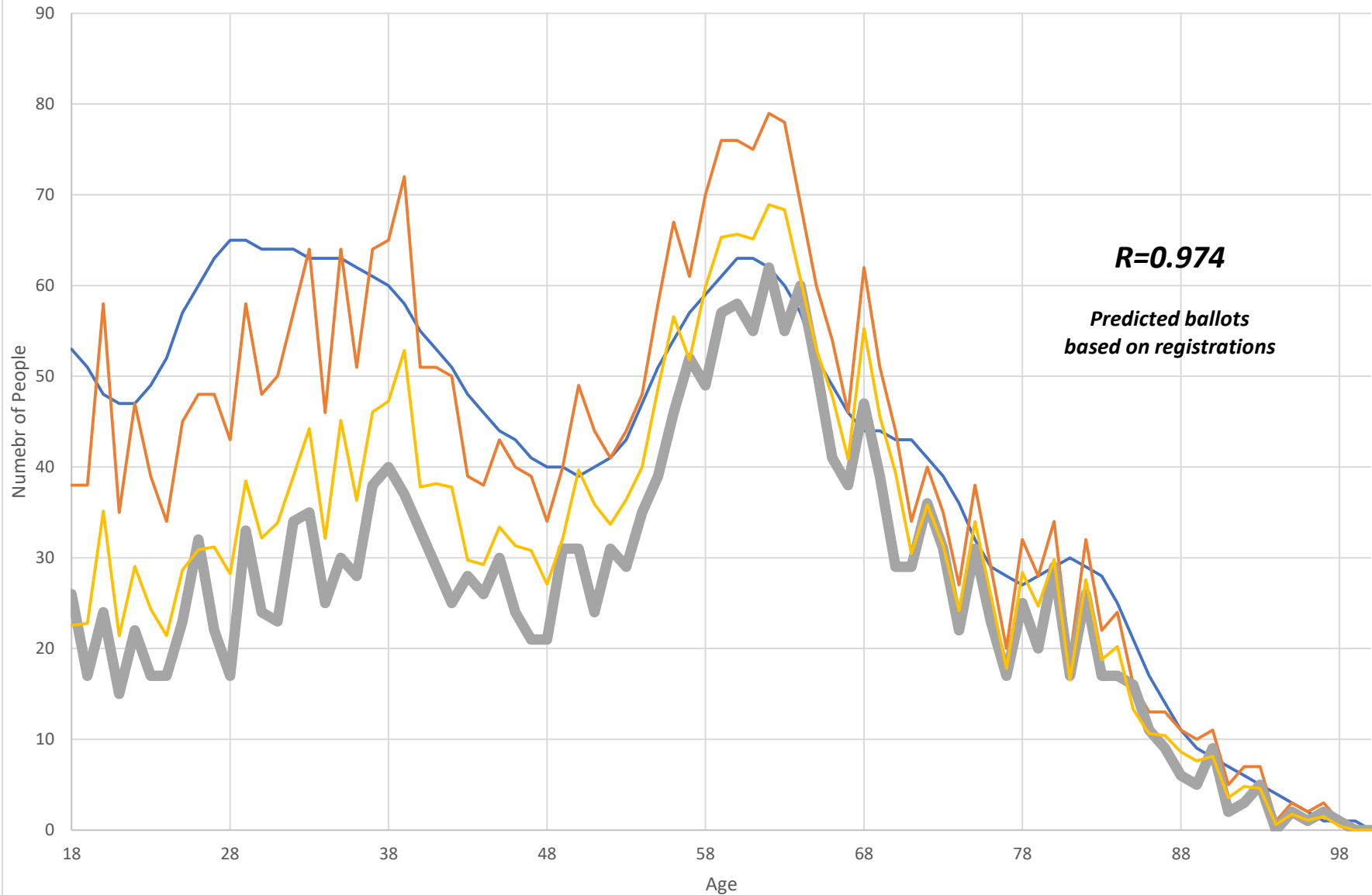
Population Registrations Votes Predicted Votes based on Registration

Grant County, NM: Population, Registrations, Votes



Population Registrations Votes Predicted Votes based on Registration

Guadalupe County, NM: Population, Registrations, Votes

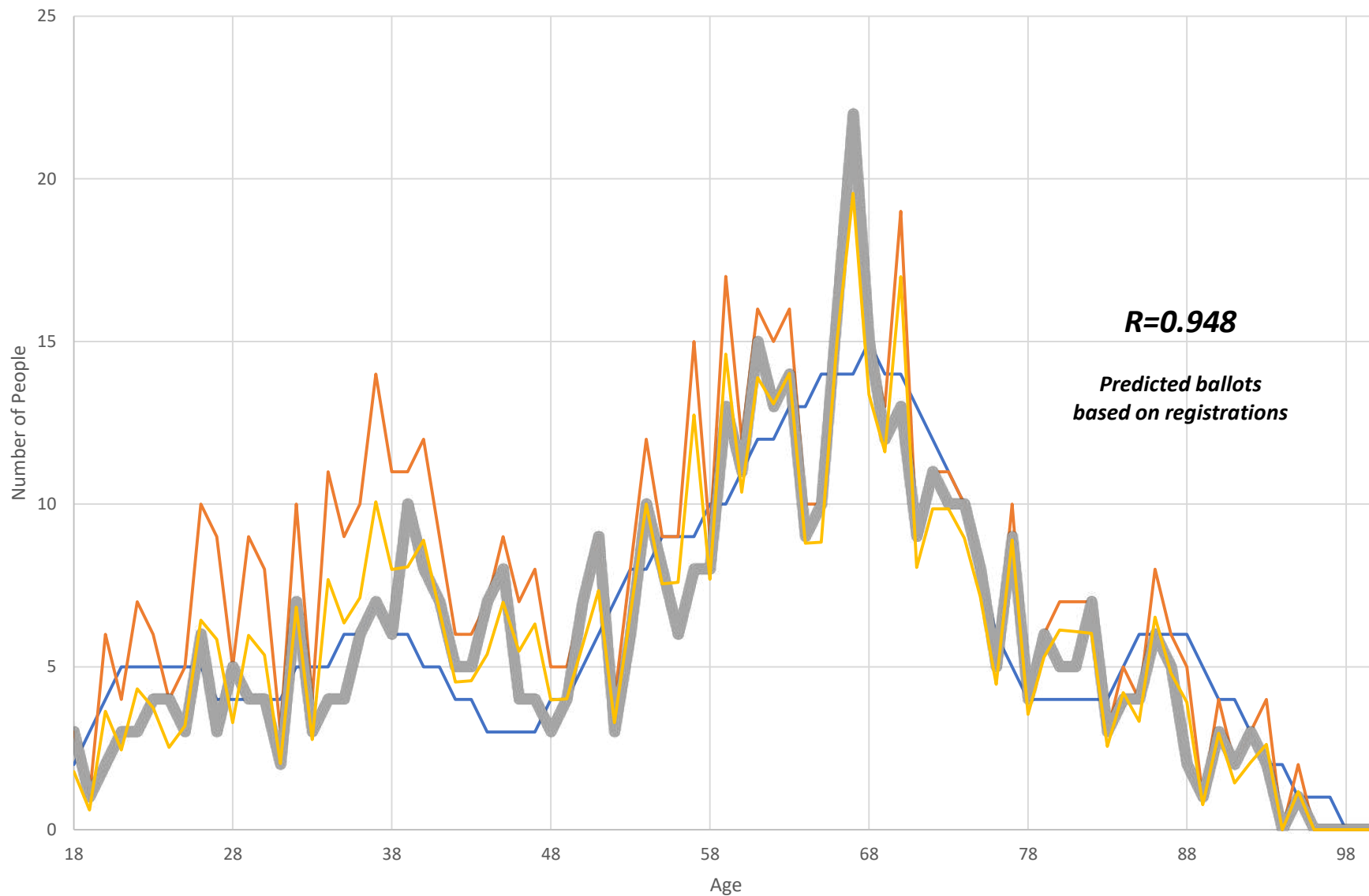


$R=0.974$

***Predicted ballots
based on registrations***

Population Registrations Votes Predicted Votes based on Registration

Harding County, NM: Population, Registrations, Votes

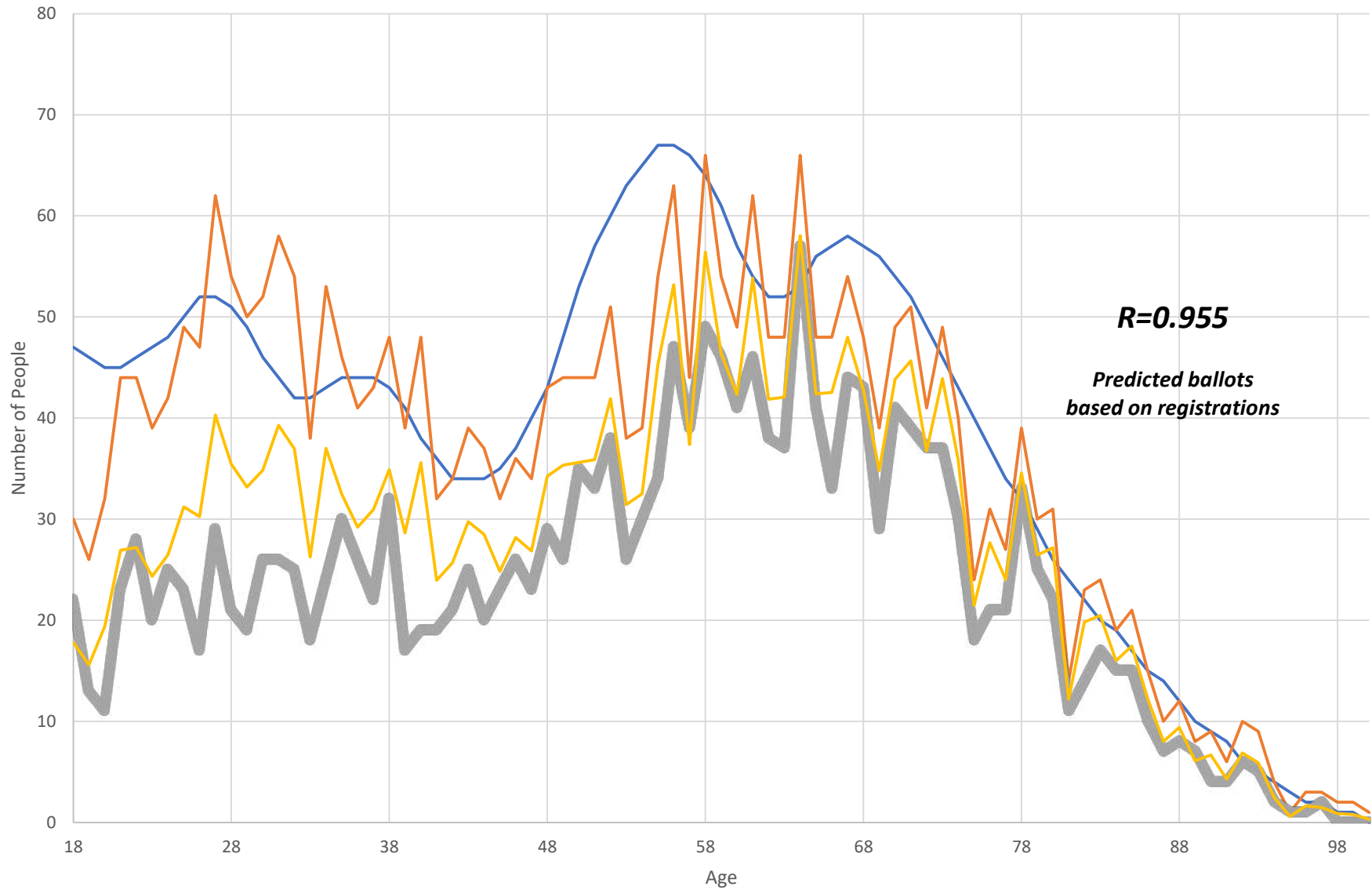


$R=0.948$

***Predicted ballots
based on registrations***

Population Registrations Votes Predicted Votes based on Registration

Hidalgo County, NM: Population, Registrations, Votes

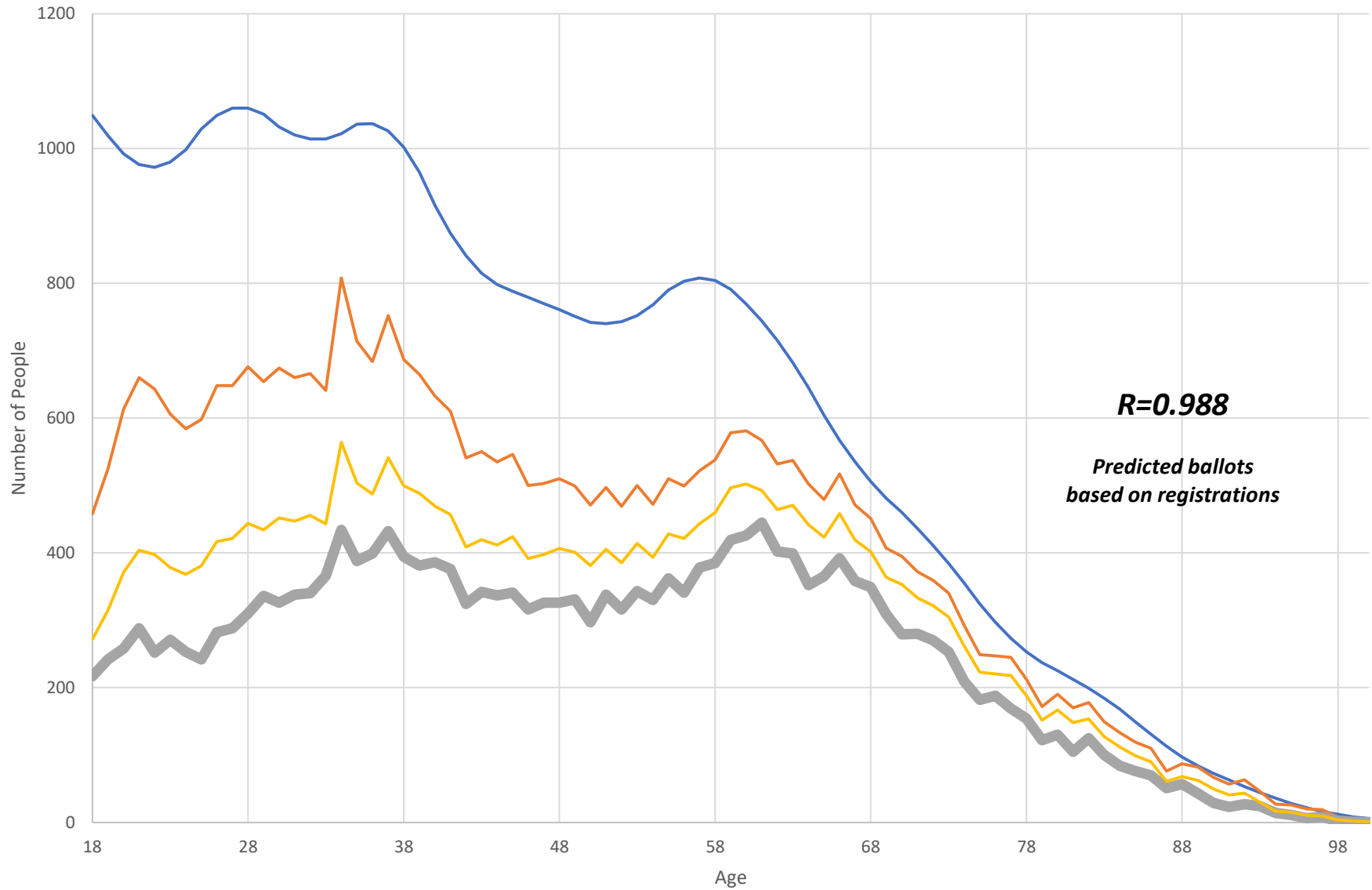


$R=0.955$

***Predicted ballots
based on registrations***

Population Registrations Votes Predicted Votes based on Registration

Lea County, NM: Population, Registrations, Votes

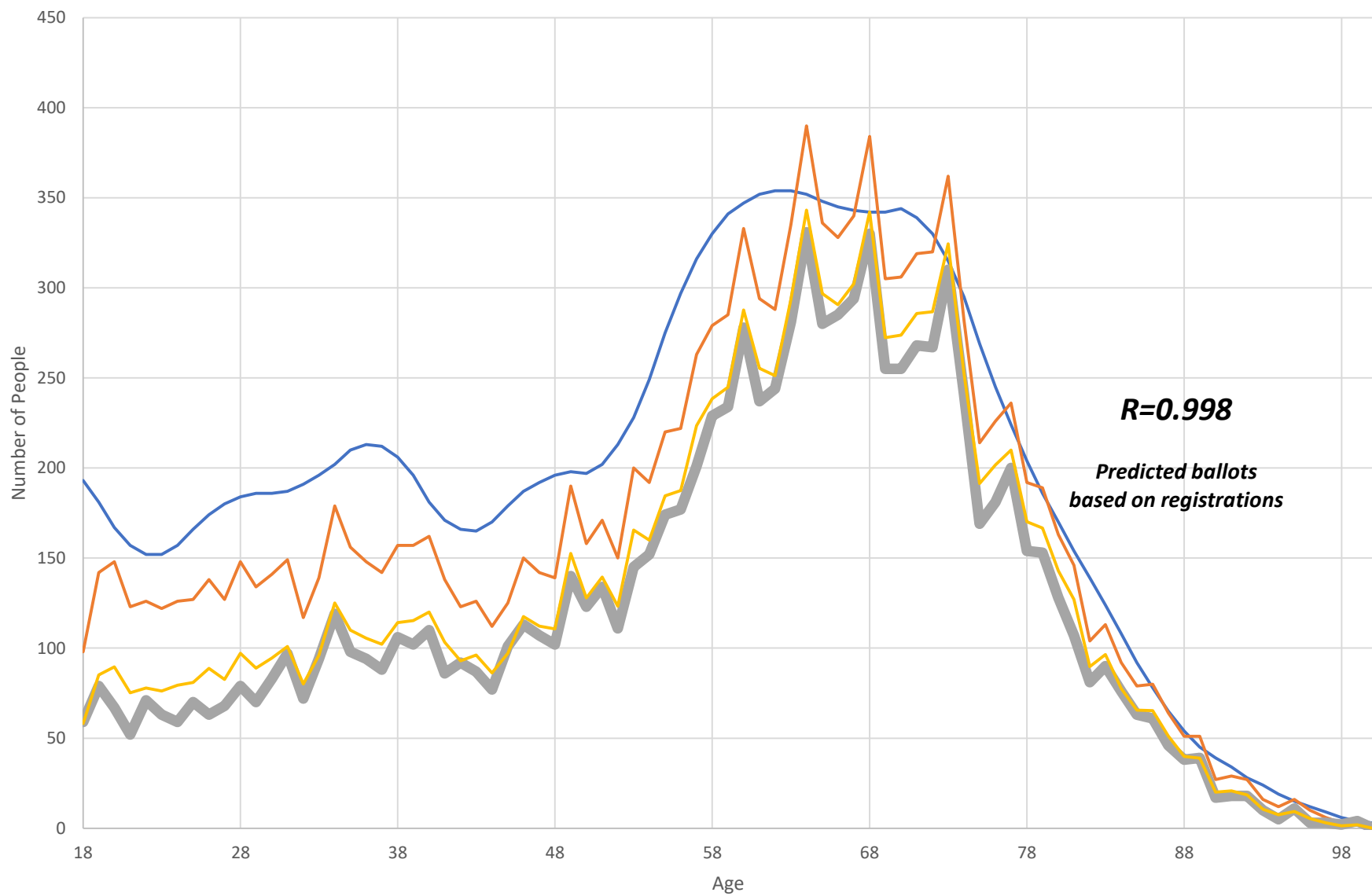


$R=0.988$

***Predicted ballots
based on registrations***

— Population — Registrations — Votes — Predicted Votes based on Registration

Lincoln County, NM: Population, Registrations, Votes

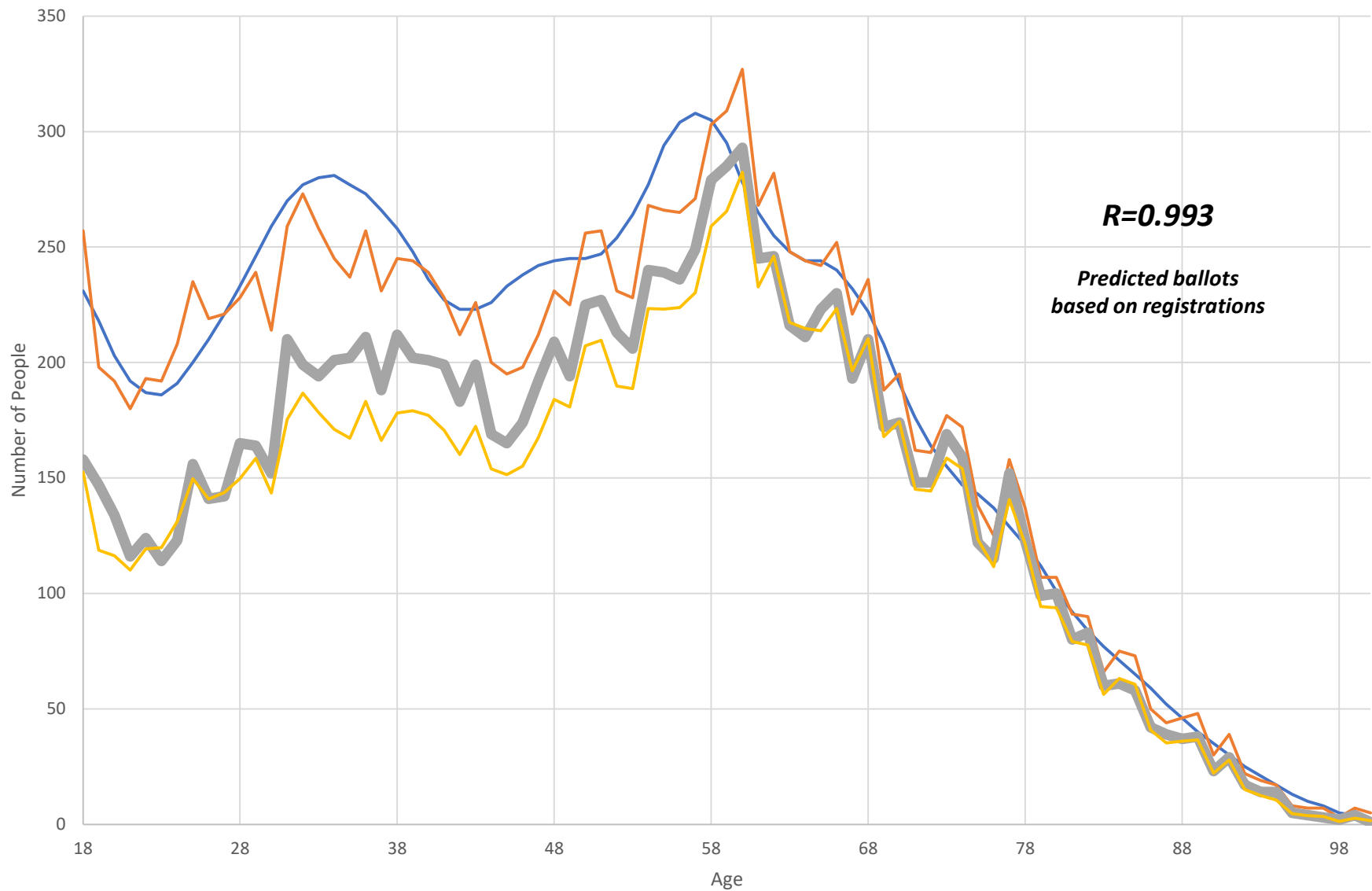


$R=0.998$

***Predicted ballots
based on registrations***

— Population — Registrations — Votes — Predicted Votes based on Registration

Los Alamos County, NM: Population, Registrations, Votes

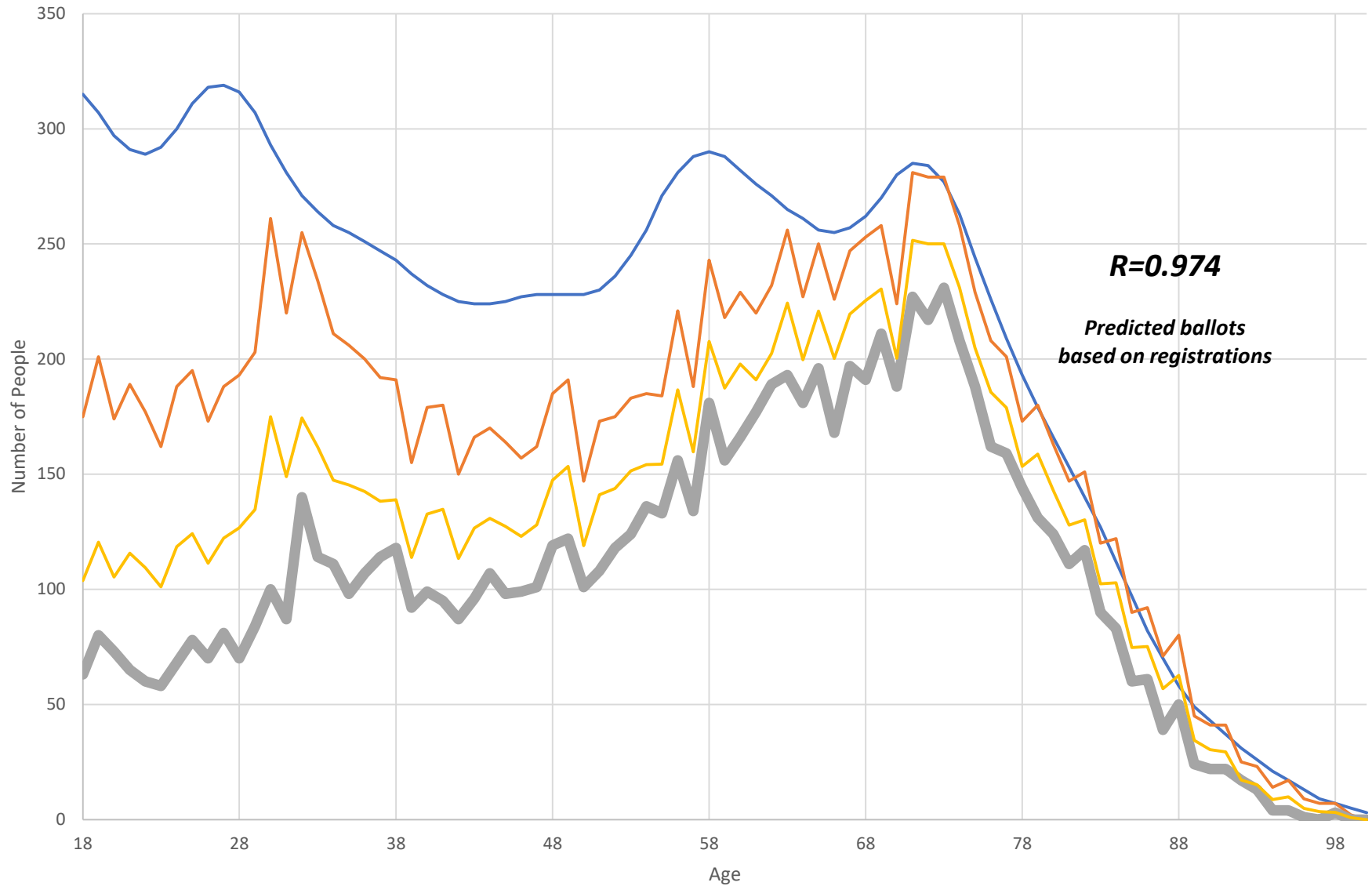


$R=0.993$

***Predicted ballots
based on registrations***

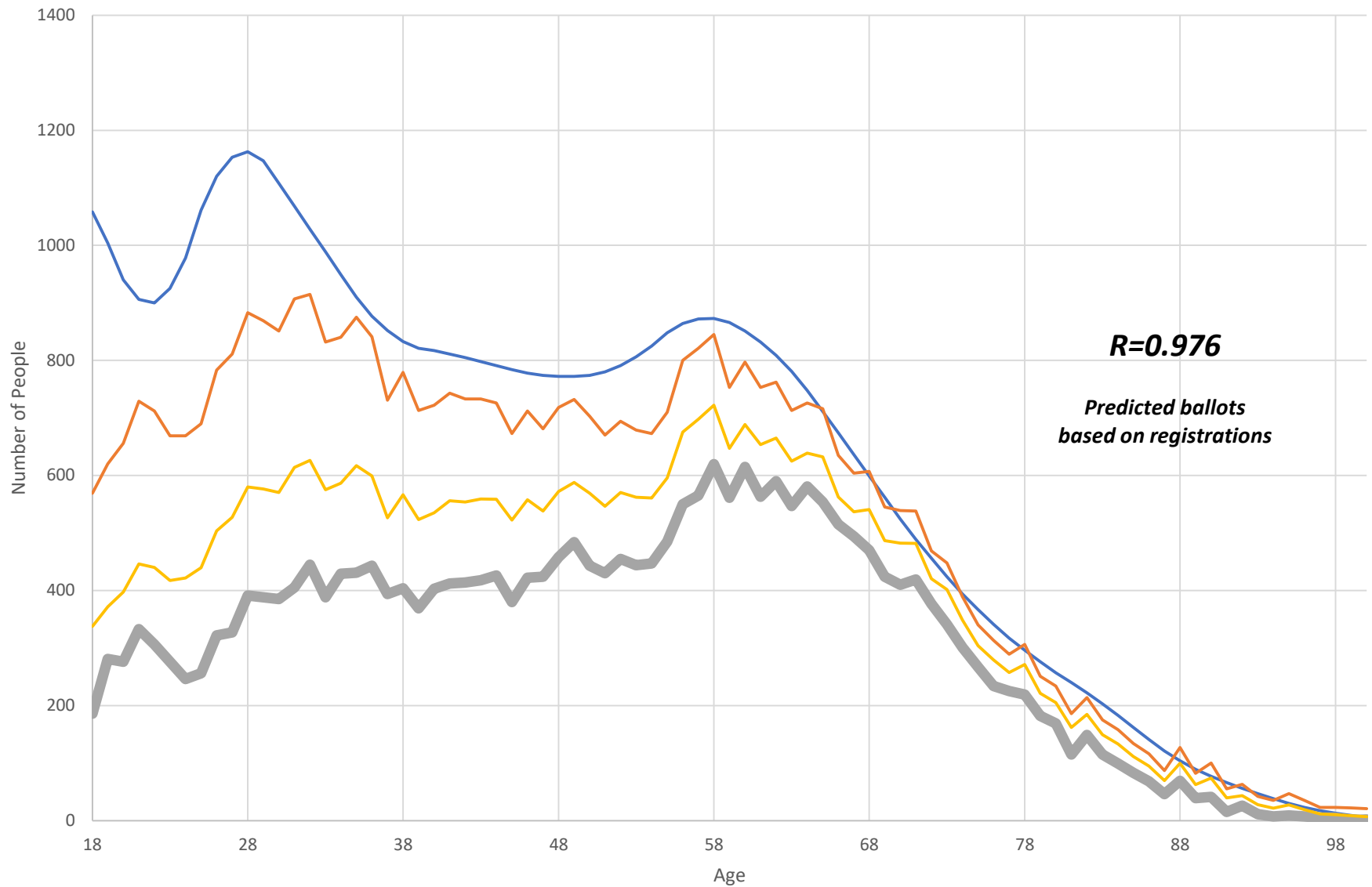
— Population — Registrations — Votes — Predicted Votes based on Registration

Luna County, NM: Population, Registrations, Votes



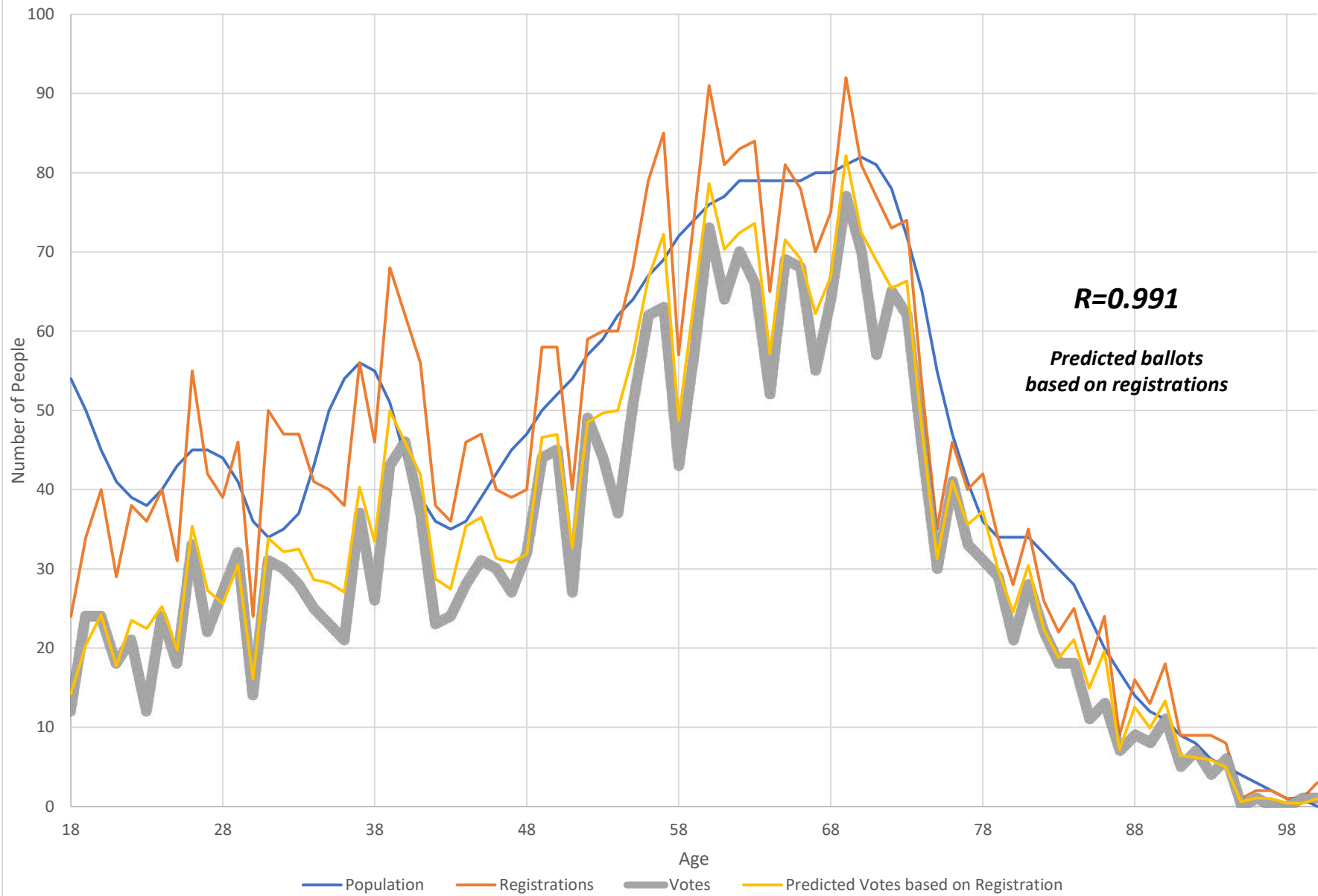
Population Registrations Votes Predicted Votes based on Registration

McKinley County, NM: Population, Registrations, Votes

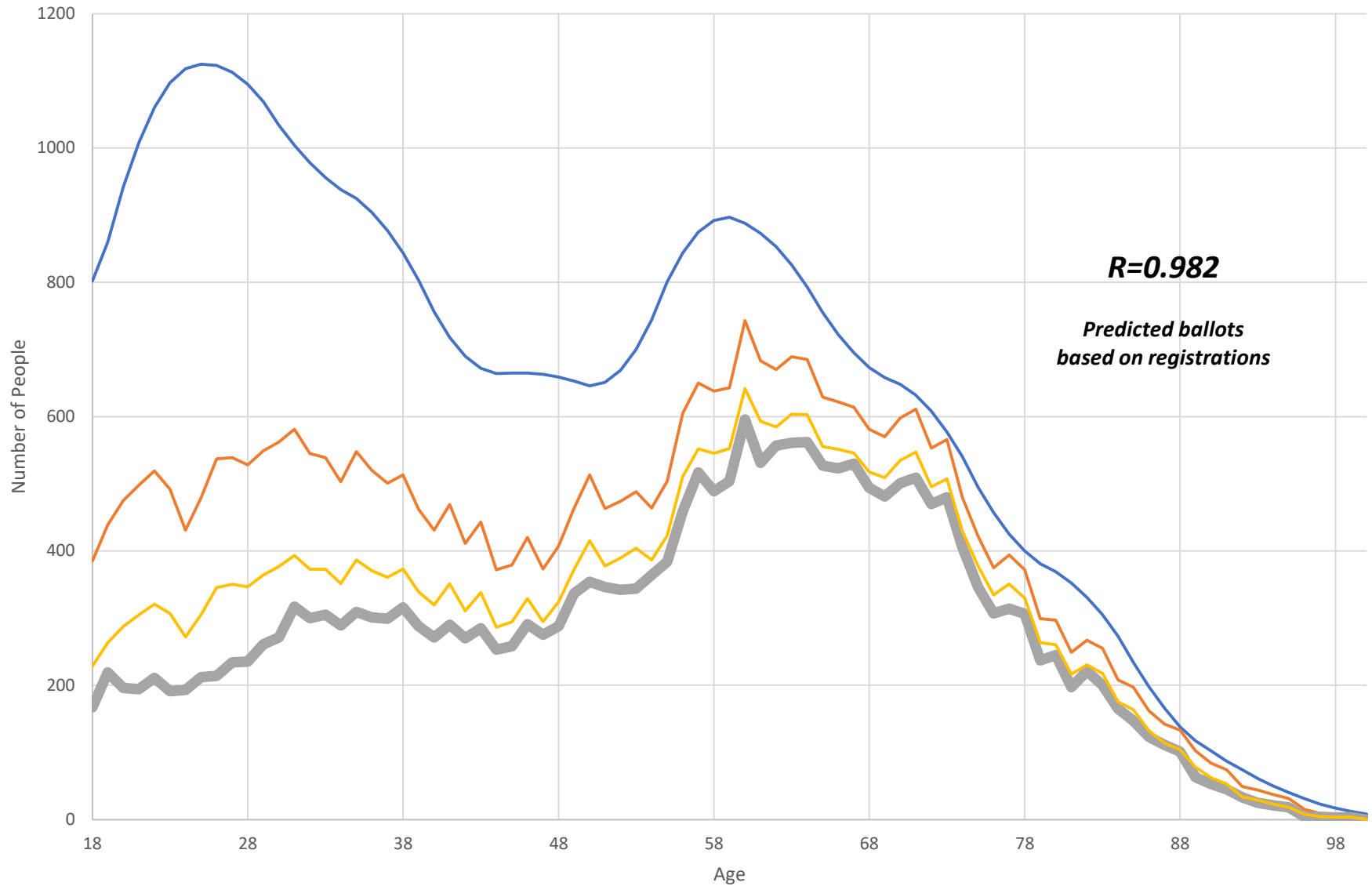


Population Registrations Votes Predicted Votes based on Registration

Mora County, NM: Population, Registrations, Votes



Otero County, NM: Population, Registrations, Votes

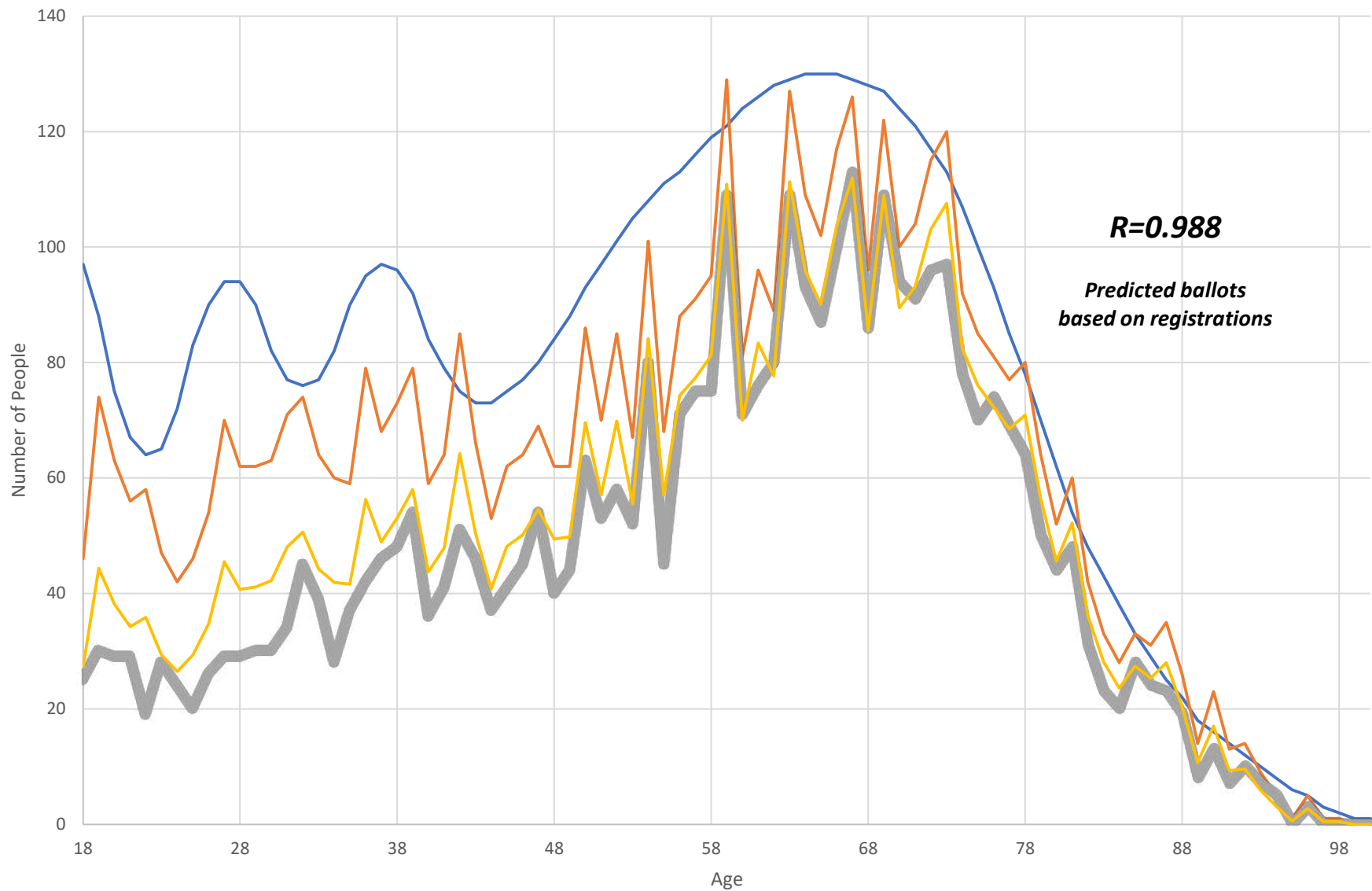


$R=0.982$

***Predicted ballots
based on registrations***

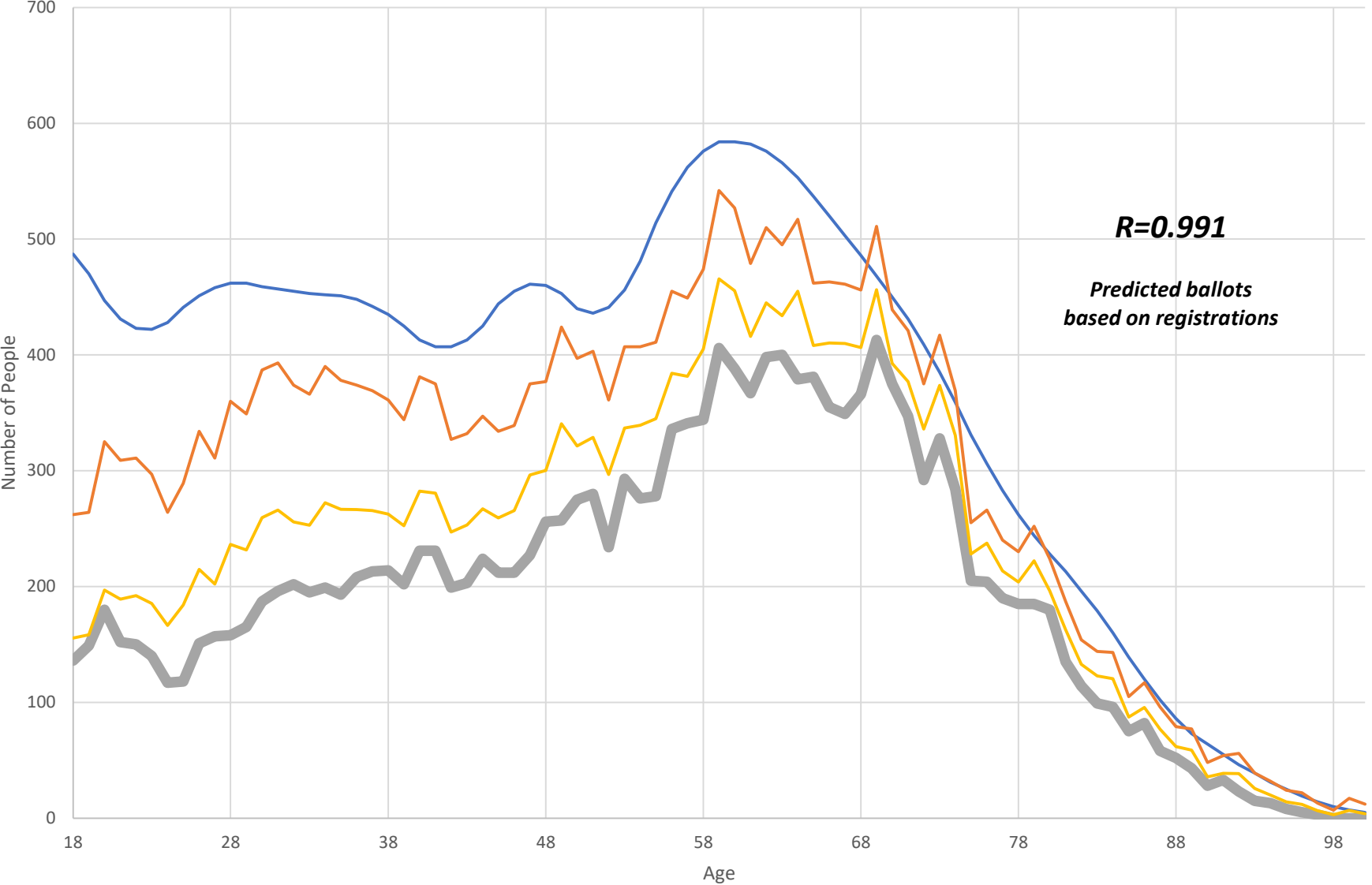
— Population — Registrations — Votes — Predicted Votes based on Registration

Quay County, NM: Population, Registrations, Votes



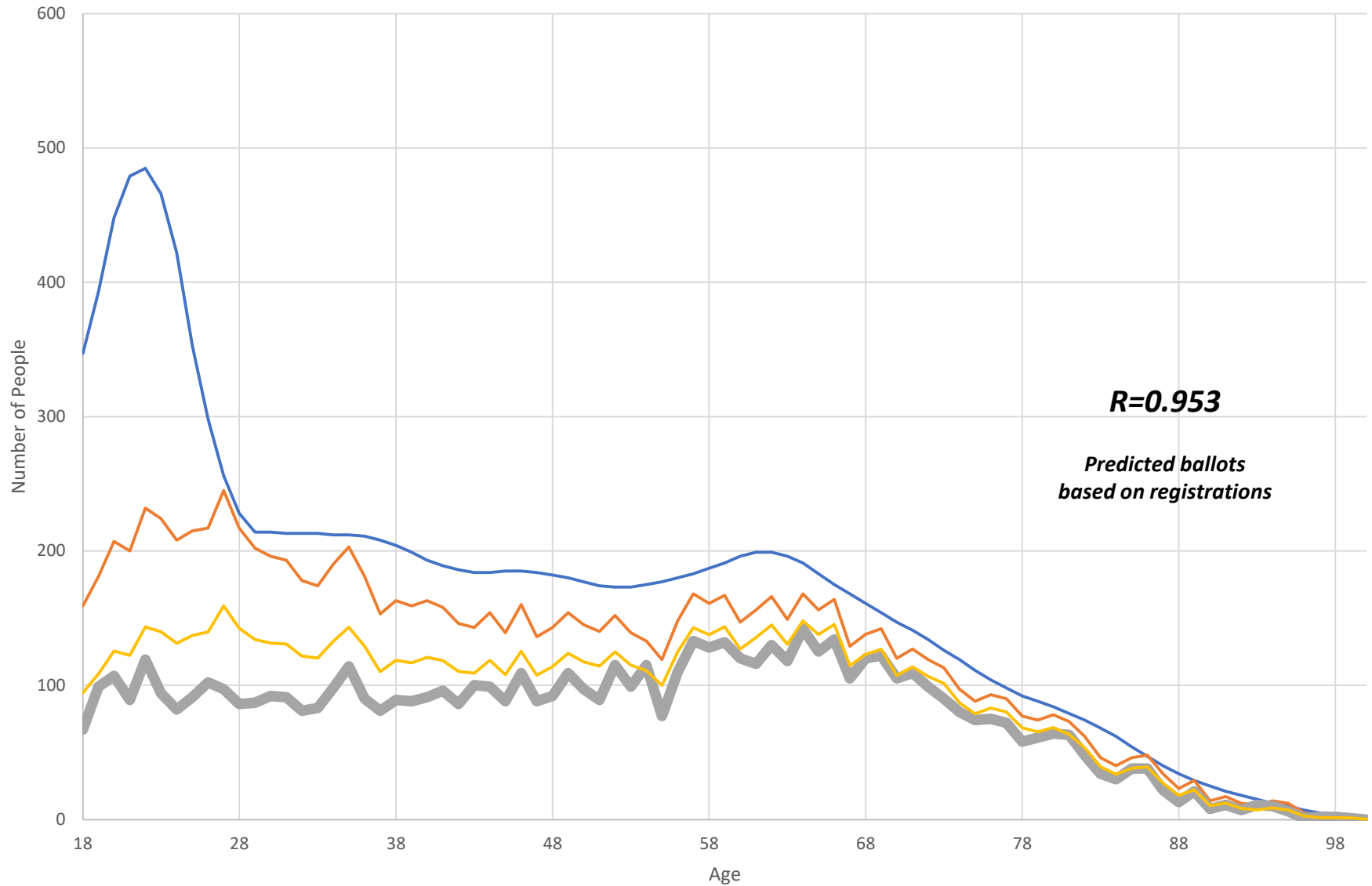
Population Registrations Votes Predicted Votes based on Registration

Rio Arriba County, NM: Population, Registrations, Votes



Population Registrations Votes Predicted Votes based on Registration

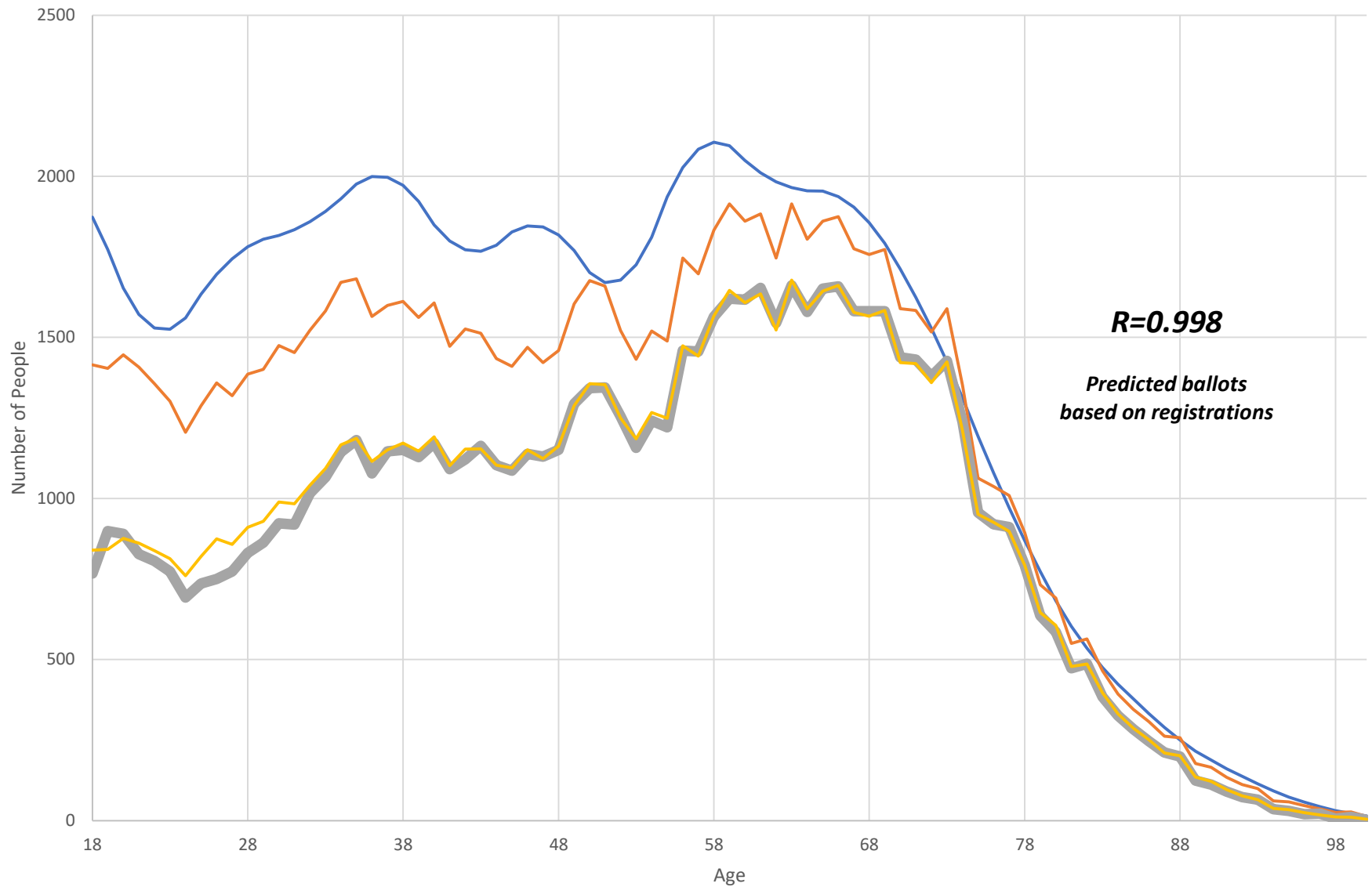
Roosevelt County, NM: Population, Registrations, Votes



$R=0.953$
*Predicted ballots
based on registrations*

— Population — Registrations — Votes — Predicted Votes based on Registration

Sandoval County, NM: Population, Registrations, Votes

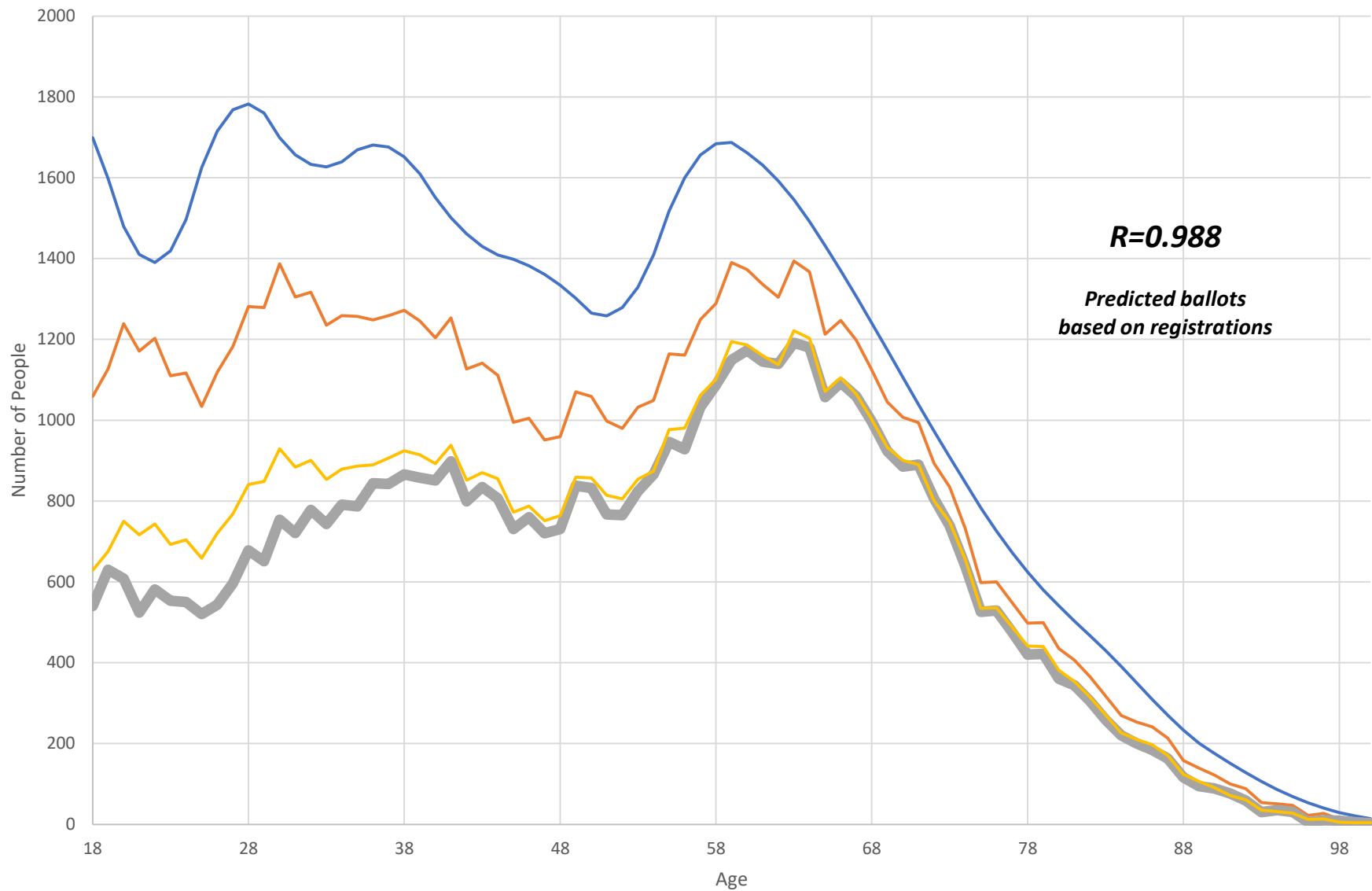


$R=0.998$

***Predicted ballots
based on registrations***

Population Registrations Votes Predicted Votes based on Registration

San Juan County, NM: Population, Registrations, Votes

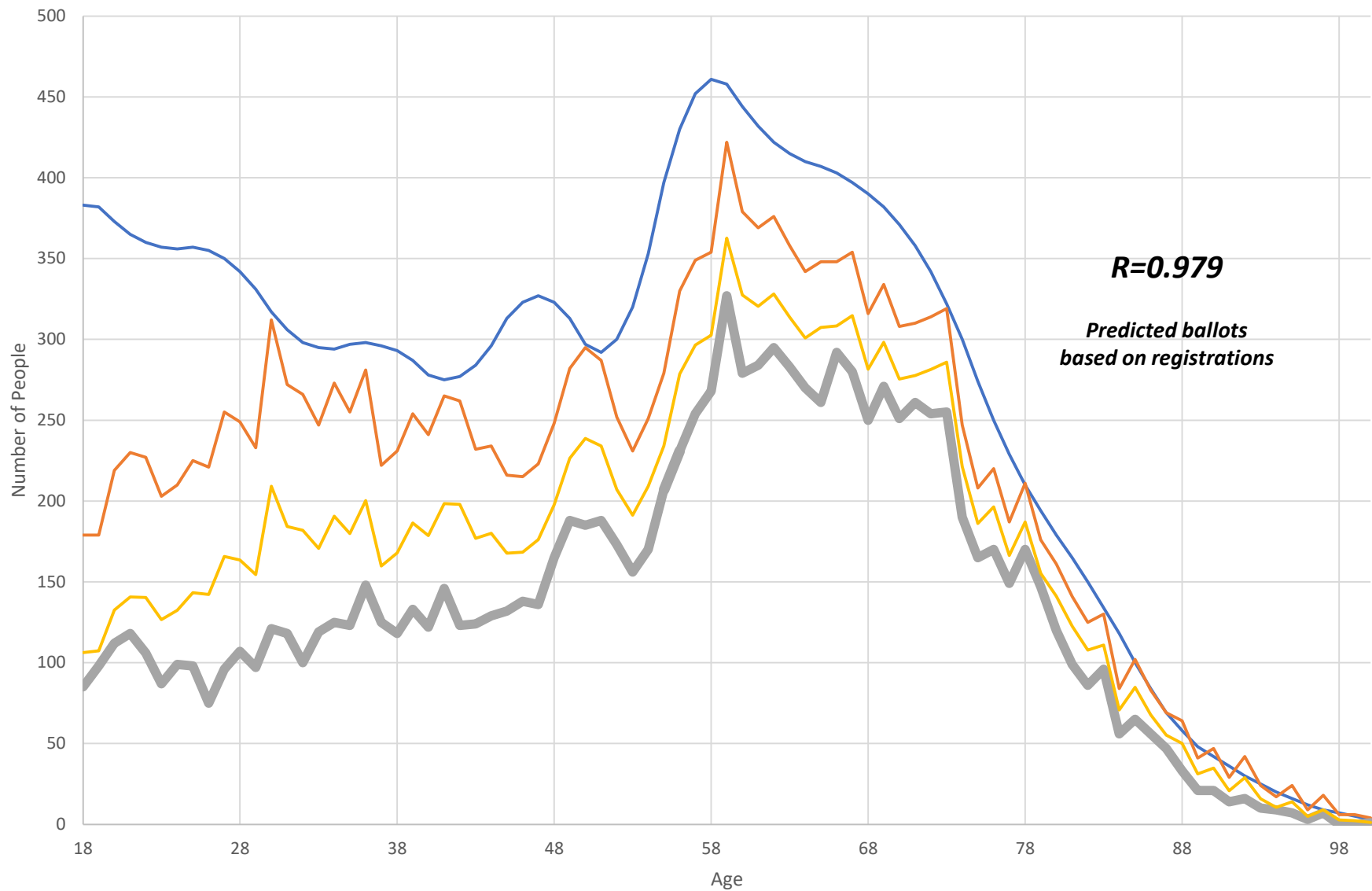


$R=0.988$

***Predicted ballots
based on registrations***

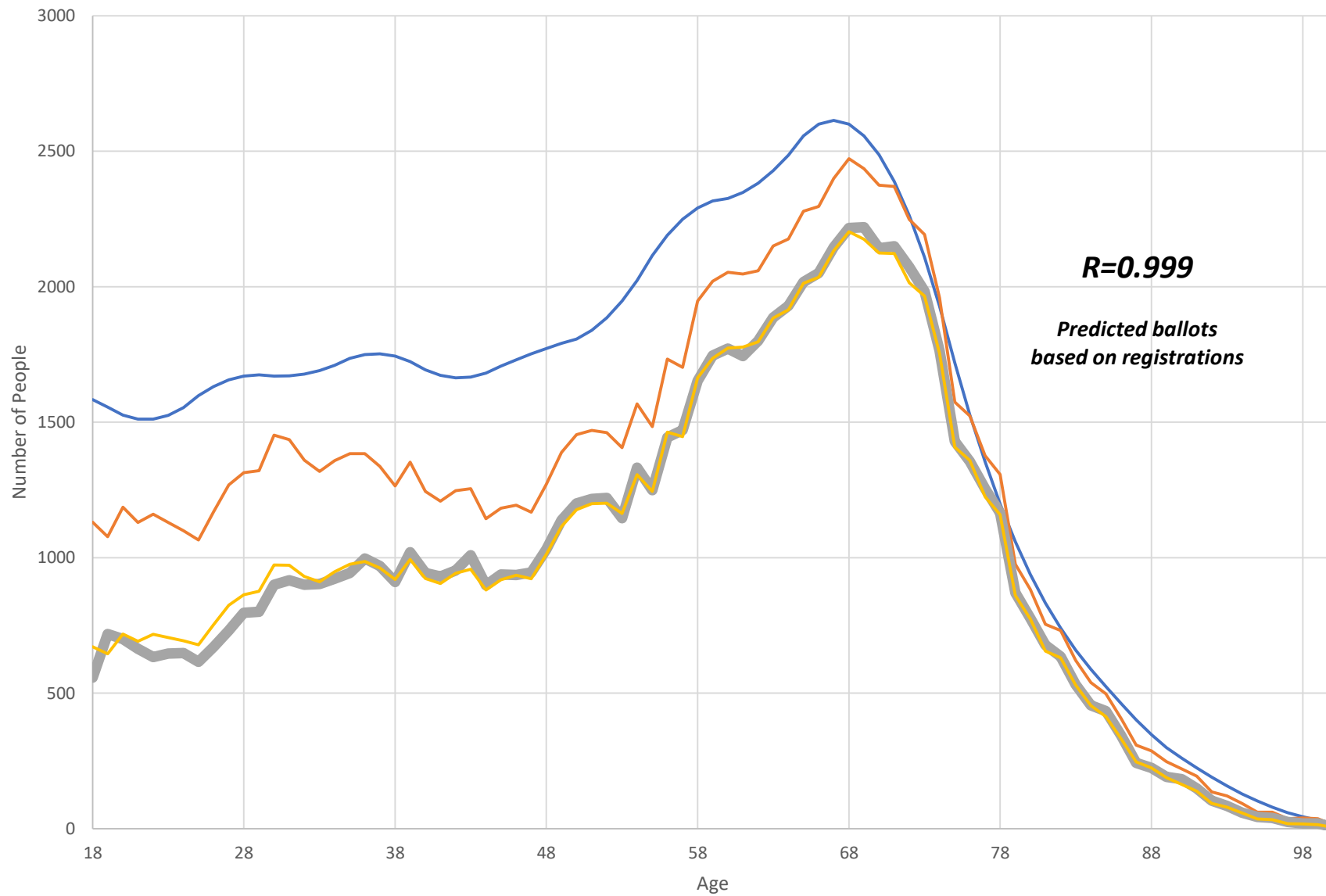
Population Registrations Votes Predicted Votes based on Registration

San Miguel County, NM: Population, Registrations, Votes



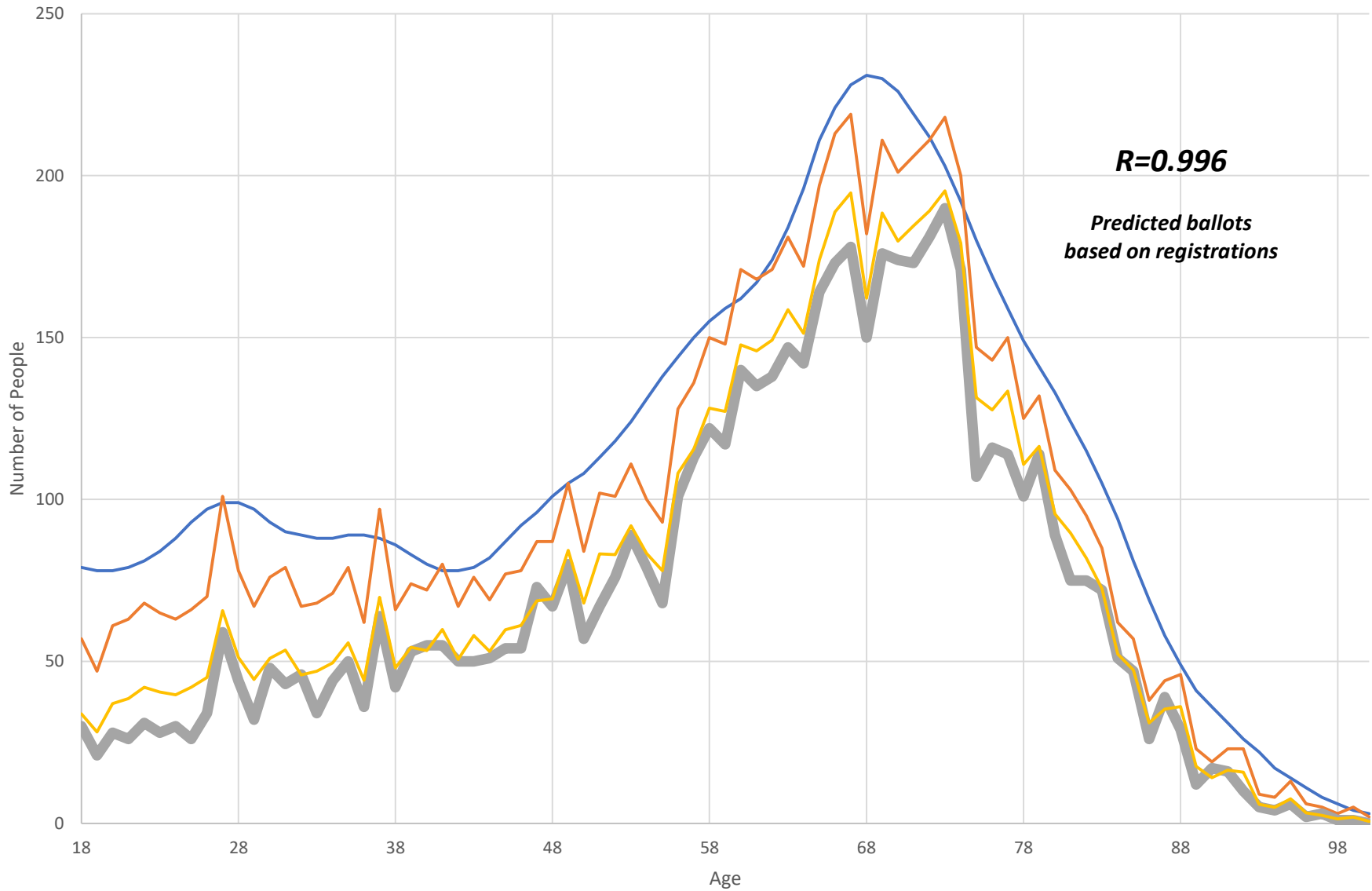
Population Registrations Votes Predicted Votes based on Registration

Santa Fe County, NM: Population, Registrations, Votes



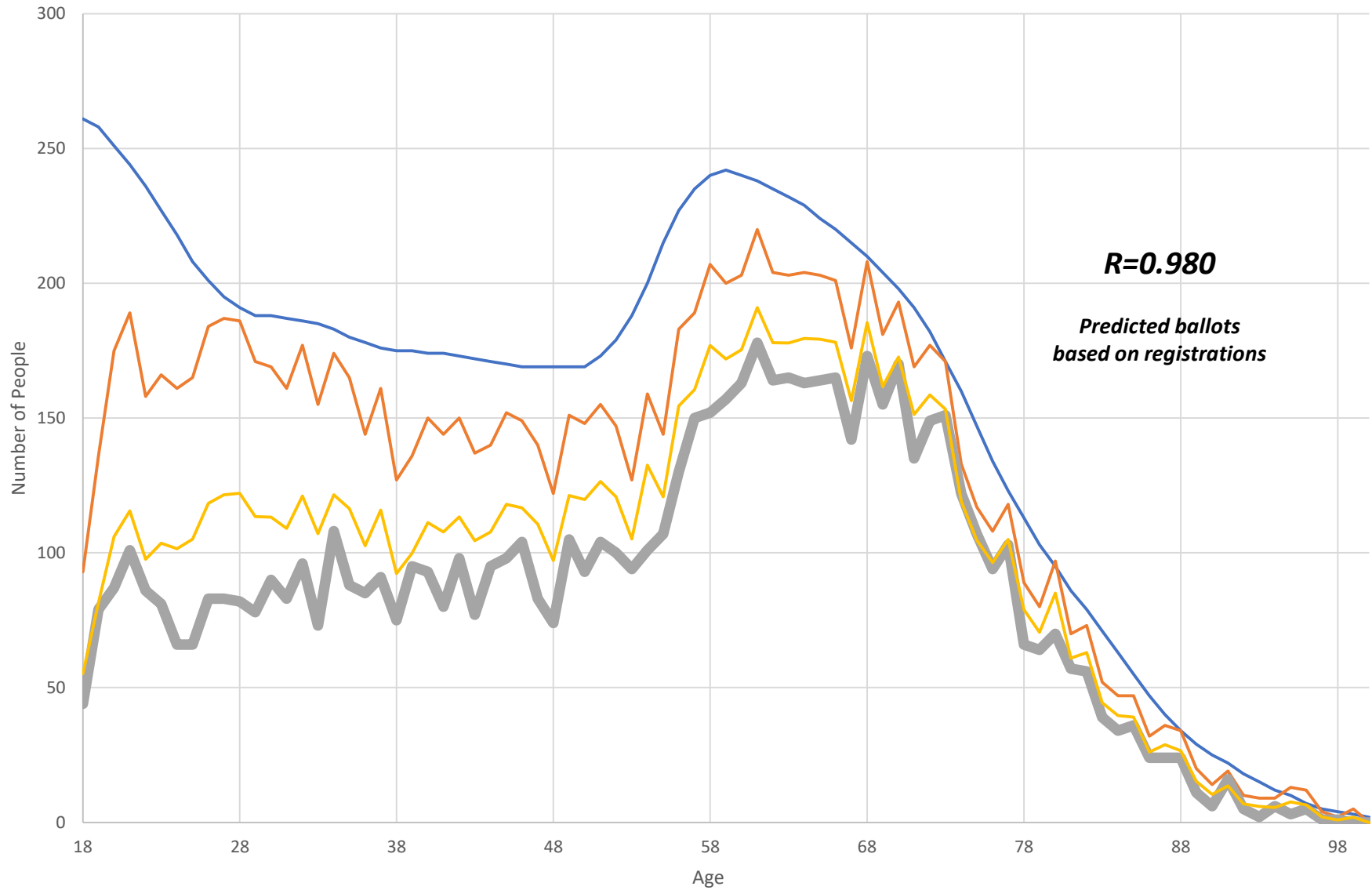
Population Registrations Votes Predicted Votes based on Registration

Sierra County, NM: Population, Registrations, Votes



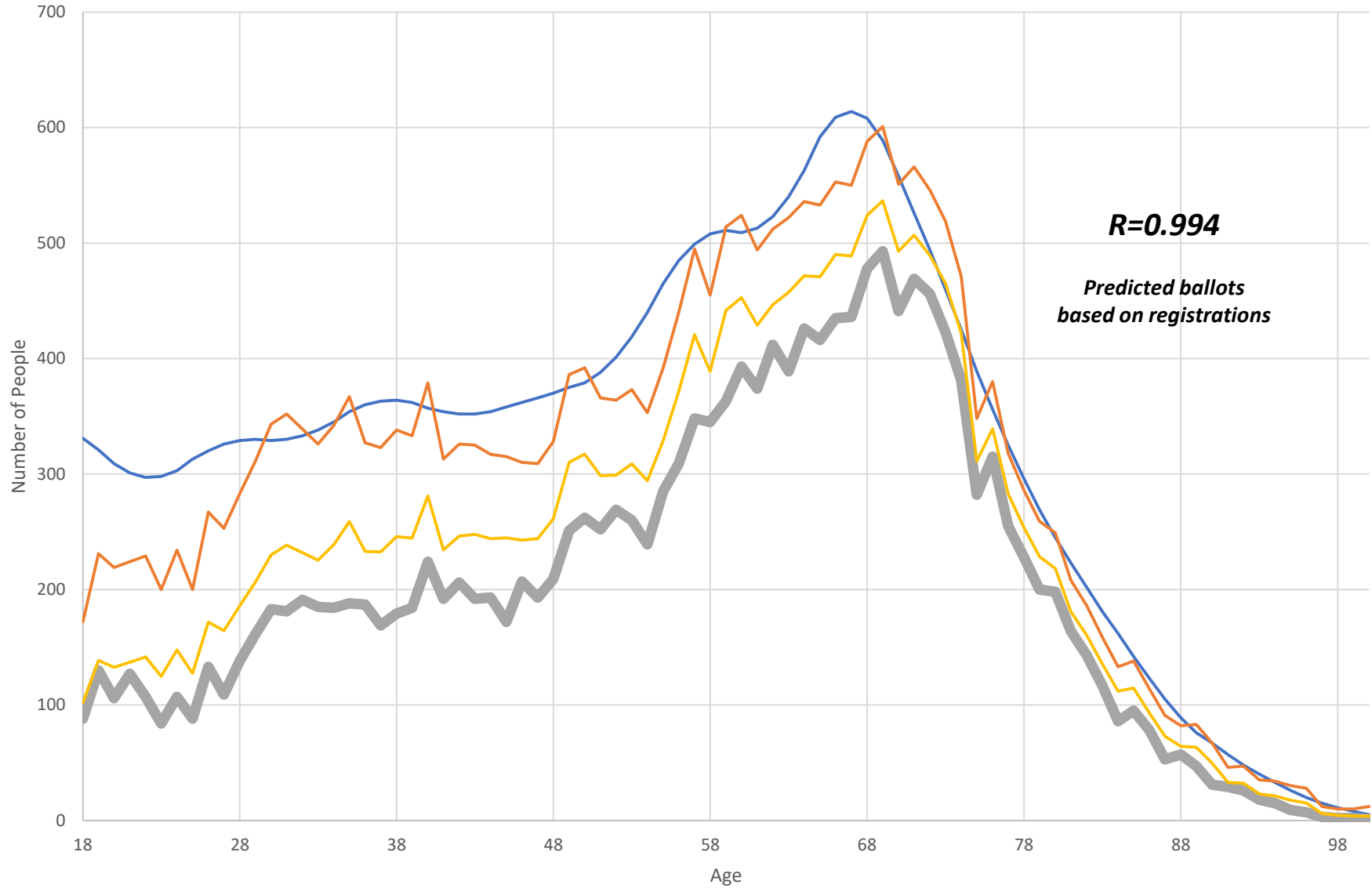
Population Registrations Votes Predicted Votes based on Registration

Socorro County, NM: Population, Registrations, Votes



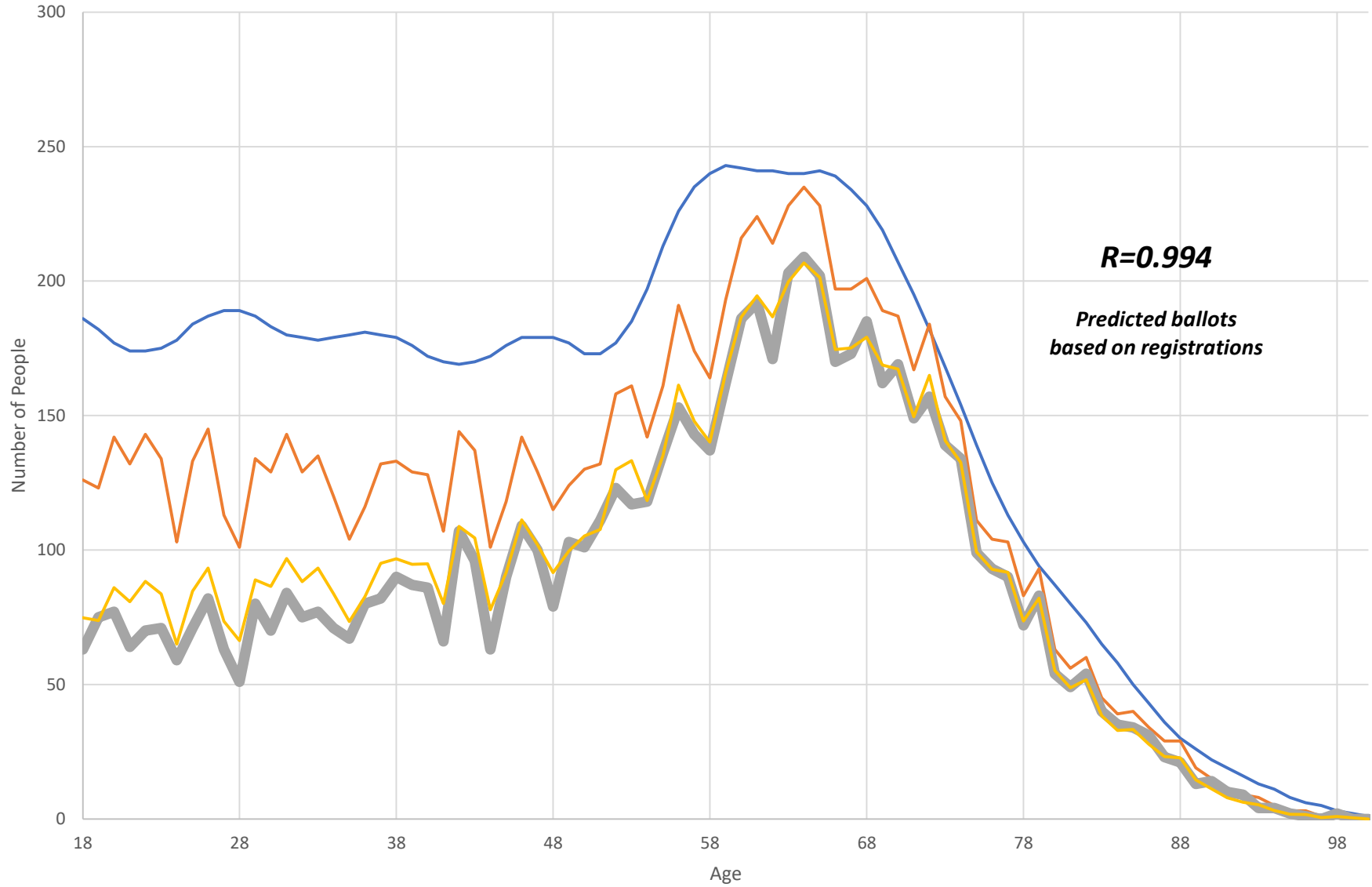
Population Registrations Votes Predicted Votes based on Registration

Toas County, NM: Population, Registrations, Votes



Population Registrations Votes Predicted Votes based on Registration

Torrance County, NM: Population, Registrations, Votes

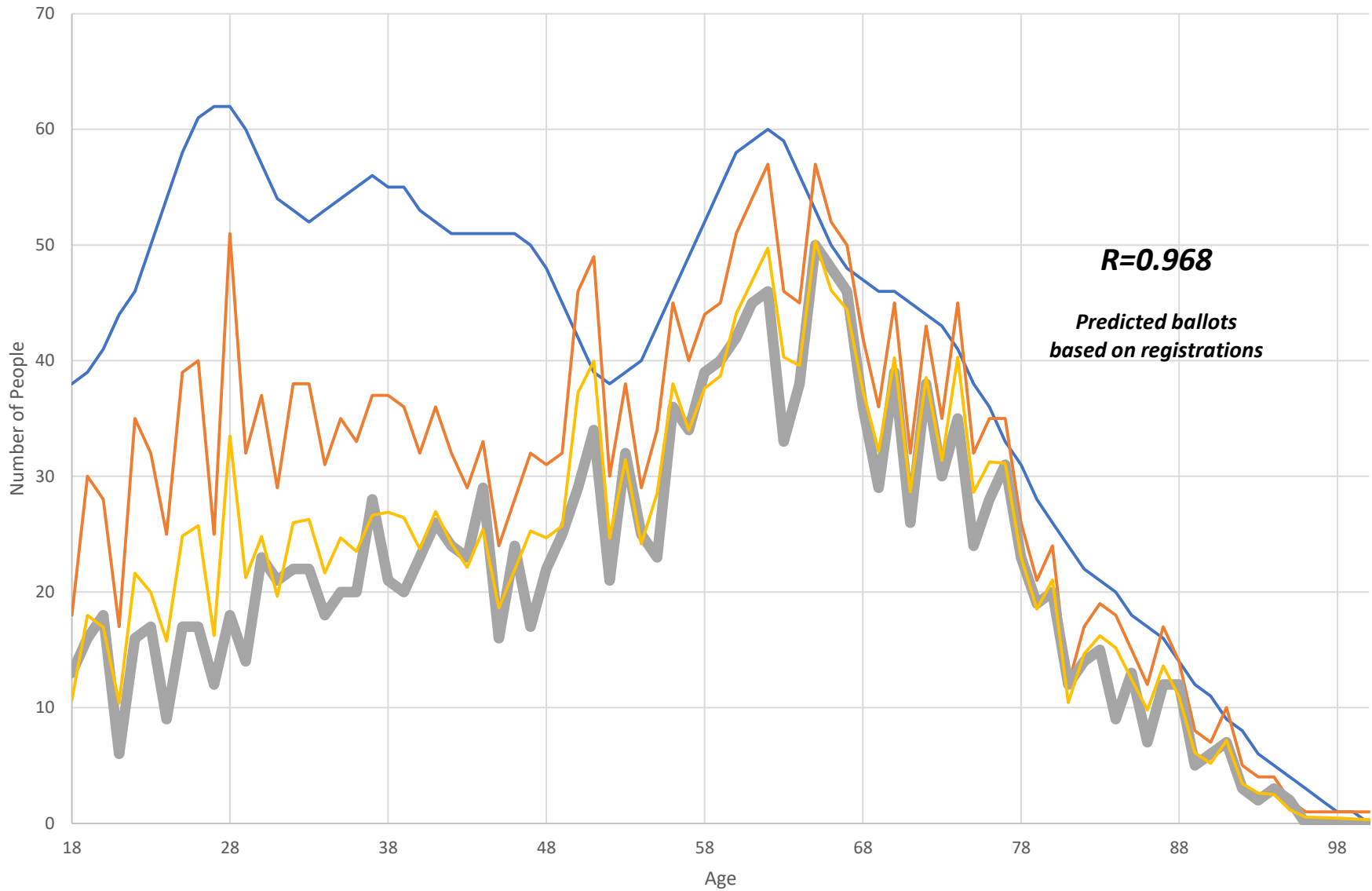


$R=0.994$

***Predicted ballots
based on registrations***

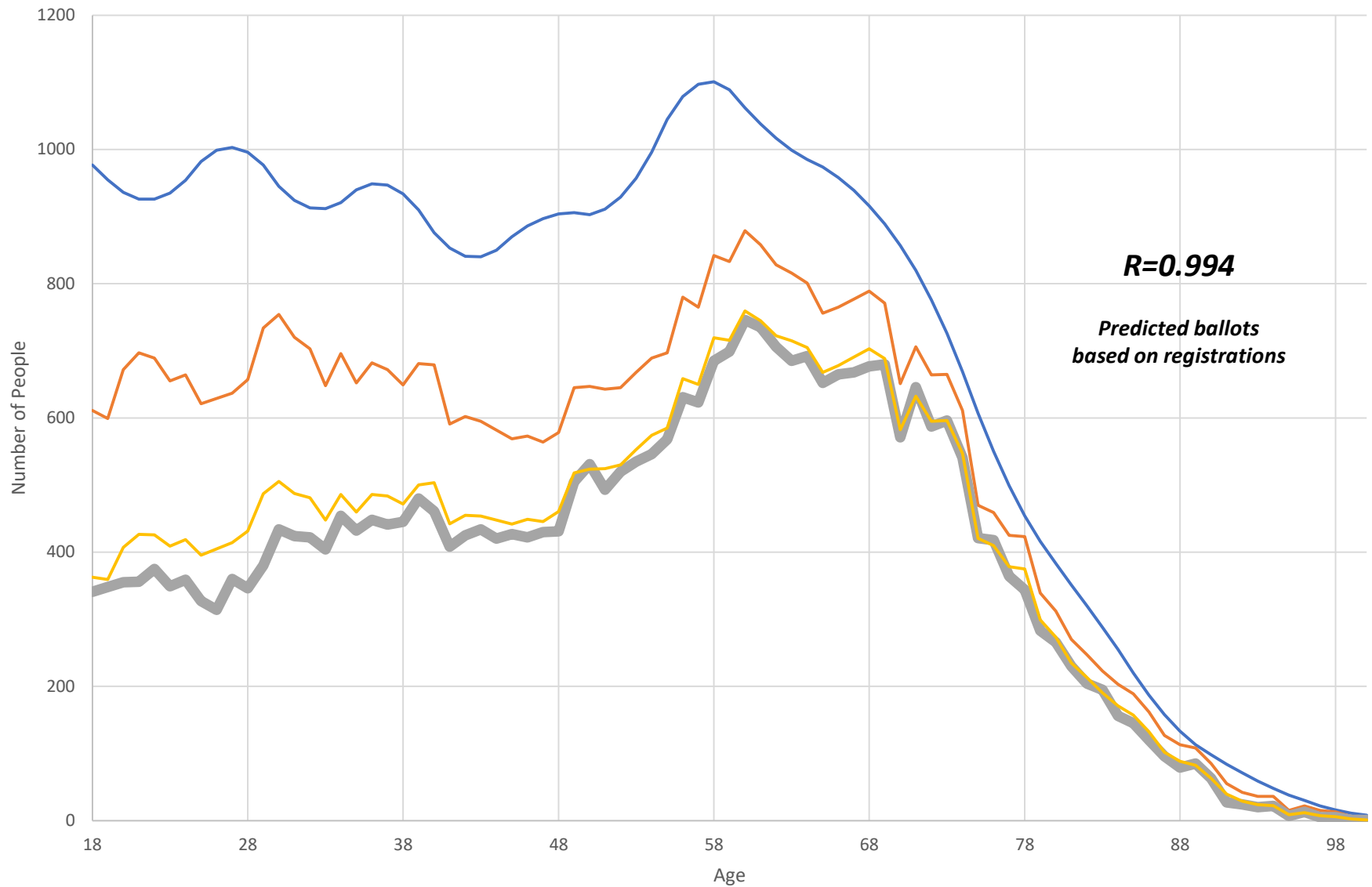
— Population — Registrations — Votes — Predicted Votes based on Registration

Union County, NM: Population, Registrations, Votes



Population Registrations Votes Predicted Votes based on Registration

Valencia County, NM: Population, Registrations, Votes



$R=0.994$

***Predicted ballots
based on registrations***

— Population — Registrations — Votes — Predicted Votes based on Registration

APPENDIX B
LISA BATSCH-SMITH AFFIDAVIT

Declaration of Lisa Batsch-Smith

Pursuant to 28 U.S.C Section 1746, I, Lisa Batsch-Smith, make the following declaration:

1. I am over the age of 21 years and I am under no legal disability, which would prevent me from giving this declaration.
2. I am a Senior Cyber Engineer at Sandia National Labs. I am a registered Professional Engineer (P.E.) in the State of Florida. I have a MSEE, MSCpE and have completed my PhDCpE, except for dissertation.
3. I reside at 218 Skyland Blvd., Tijeras, NM 87059.
4. I have reviewed the vote data from the 2020 Presidential Election, as it was reported by Edison and recorded by the New York Times (NYT-API data) and have discovered patterns that appear controlled and pre-determined.
5. The data that I have used for the evaluation was obtained from the NYT-API election-assets website and may be found here:

<https://static01.nyt.com/elections-assets/2020/data/api/2020-11-03/race-page/new->

[mexico/president.json](https://static01.nyt.com/elections-assets/2020/data/api/2020-11-03/race-page/new-mexico/president.json) Any other state may be found by changing the “new-mexico” in the URL to the state of interest. The time-series data is found on this page following the county reporting and is presented as follows:

```
{
  "vote_shares": {
    "bidenj": 0.499,
    "trumpd": 0.486
  },
  "votes": 3135333,
  "eevp": 94,
  "eevp_source": "edison",
  "timestamp": "2020-11-06T20:27:36Z"
},
{
  "vote_shares": {
    "bidenj": 0.499,
    "trumpd": 0.486
  },
  "votes": 3136364,
  "eevp": 94,
  "eevp_source": "edison",
  "timestamp": "2020-11-06T22:16:38Z"
},
}
```

6. The information for each entry in the time-series section reports the vote shares for each candidate as a percentage to three (3) decimal places. It also provides the total number of votes counted and a timestamp for this update.
7. Given this structure, it would be logical to assume the following:
 - a. The total number of votes reported should always increase with subsequent timestamps.
 - b. The votes for each candidate should always increase with subsequent timestamps.
 - c. The votes that are not attributed to either of the main candidates were attributed to one of the 3rd party candidates.
8. With the information provided, we can calculate the number of votes that have been counted since the last timestamp data by subtracting the total of votes that had been counted in the last timestamp from the current number of total votes in the most recent timestamp data. This is the value that I refer to as the “interval votes.”
9. For each timestamp, we can calculate the number of votes that Trump has received by multiplying the total votes by the percentage reported for Trump. The interval votes for Trump may be calculated by subtracting the number of votes reported for Trump in the previous timestamp data. The same values can be calculated for Biden and the 3rd Party candidates.
10. Once the data was extracted to review what had happened as far the voting within each reporting interval, a few abnormalities were

observed. Refer to the sample of nine (9), sequential interval reports from New Mexico below:

Zulu (London) Time Subtract 5					Trump %	Biden %	Trump Change from Previous Time Stamp	Trump % of Interval Change	Biden Change from Previous Time Stamp	Biden % of Interval Change	Others Change from Previous Time Stamp	Others % of Interval Change	# of votes since last time stamp
state	Date	hours	Total Votes	eevp	Trump %	Biden %							
newmexico	2020-11-04	3:15:46 AM	513,698	56	43.10%	55.00%	28677	43.10%	36594	55.00%	1264	1.90%	66,535
newmexico	2020-11-04	3:17:42 AM	514,638	56	43.10%	55.00%	405	43.10%	517	55.00%	18	1.90%	940
newmexico	2020-11-04	3:18:25 AM	515,286	56	43.10%	54.90%	279	43.10%	-159	-24.52%	528	81.42%	648
newmexico	2020-11-04	3:20:21 AM	516,875	56	43.20%	54.90%	1202	75.63%	872	54.90%	-495	-30.53%	1,589
newmexico	2020-11-04	3:26:40 AM	544,639	59	44.20%	53.80%	17440	62.82%	9251	33.32%	1072	3.86%	27,764
newmexico	2020-11-04	3:35:59 AM	551,262	60	44.30%	53.80%	3479	52.52%	3563	53.80%	-419	-6.32%	6,623
newmexico	2020-11-04	3:46:56 AM	570,801	62	44.00%	54.00%	6943	35.54%	11654	59.64%	942	4.82%	19,539
newmexico	2020-11-04	3:55:02 AM	571,544	62	44.00%	53.90%	327	44.00%	-170	-22.92%	586	78.92%	743
newmexico	2020-11-04	3:55:13 AM	572,443	62	44.10%	53.90%	968	107.68%	485	53.90%	-554	-61.58%	899

The points of note are as follows:

- 1) The items highlighted yellow and in **bold red** text are reports of the votes **decreasing** from the previous reporting.
- 2) The items highlighted yellow and in **bold purple** text are reports where a candidate received greater than 100% of the number of votes reported in that interval.
- 3) The items highlighted in yellow and in **bold green** text are reports where the 3rd Party percentage of the interval votes greatly exceeded the percentage received by each of the main candidates.
- 4) The items **highlighted in pink** are cases where the percentage of votes that the candidate received during a given interval were exactly equal to the percentage that a candidate currently had for the overall total votes. This is highly improbable, but the instances where this occurred for ALL candidates in a single interval is statistically improbable.

11. It was possible that the strange occurrences discussed in #10 were the result of the percentages being rounded to 3 decimal places. I

attempted to extend the percentages to have a better understanding of the interval voting with the following guides:

- a. To retain the rounding accuracy, the extended percentages must round to the reported percentages. This means that the only allowable extended decimals would be between -0.0005 and +0.0004999999999.
- b. No column of interval votes would now be negative.
- c. The sum of the calculated portions of votes added together equals the total number of votes reported in that interval

12. Starting from the beginning of the voting set, I attempted to follow this consistent process and increase the number of significant digits such that the numbers met all of the requirements above. This made the numbers look much more reasonable without much fewer instances of negative vote reporting instantiations. But, occasionally, there was no way to extend the number of significant digits in the percentile range reported that would prevent one of the columns from having an unexplainable negative value. The pattern also emerged that the values added to the reported values satisfied the above requirements with only 2 modifications: either add 0.000499999999999 or subtract 0.0005. Below is an example of the same data as before, with the decimal extensions incorporated:

state	Date	Zulu (London) Time Subtract 5 hours	Total Votes	eevp	Trump %					Biden %					Others % of Interval Change	# of votes since last time stamp	
					Original Trump %	Delta Trump	Delta Biden	Original Biden %	Trump % Change of Interval	Biden % Change of Interval	Others % Change of Interval						
newmexico	2020-11-04	3:15:46 AM	513,638	56	0.431000	0.430500	0.0000	0.0000	0.550000	0.548500	28,643	43.05%	36,494	54.85%	1,397	2.10%	66,535
newmexico	2020-11-04	3:17:42 AM	514,638	56	0.431000	0.430500	0.0000	0.0000	0.550000	0.548500	405	43.05%	516	54.85%	20	2.10%	940
newmexico	2020-11-04	3:18:25 AM	515,286	56	0.431000	0.430500	0.0000	-0.0010	0.549000	0.548500	279	43.05%	355	54.85%	14	2.10%	648
newmexico	2020-11-04	3:20:21 AM	516,875	56	0.432000	0.431500	0.0010	0.0000	0.549000	0.548500	1,201	75.56%	872	54.85%	(484)	-30.43%	1,589
newmexico	2020-11-04	3:26:40 AM	544,639	59	0.442000	0.441500	0.0100	-0.0110	0.538000	0.538500	17,427	62.77%	9,782	35.23%	555	2.00%	27,764
newmexico	2020-11-04	3:35:59 AM	551,262	60	0.443000	0.442500	0.0010	0.0000	0.538000	0.537500	3,475	52.47%	3,015	45.53%	132	2.00%	6,623
newmexico	2020-11-04	3:46:56 AM	570,801	62	0.440000	0.440500	-0.0030	0.0020	0.540000	0.539500	7,504	38.41%	11,644	59.59%	391	2.00%	18,539
newmexico	2020-11-04	3:55:02 AM	571,544	62	0.440000	0.440500	0.0000	-0.0010	0.539000	0.539500	327	44.05%	401	53.95%	15	2.00%	743
newmexico	2020-11-04	3:55:13 AM	572,443	62	0.441000	0.440500	0.0010	0.0000	0.539000	0.539500	396	44.05%	485	53.95%	18	2.00%	899
newmexico	2020-11-04	3:57:01 AM	577,034	63	0.443000	0.442500	0.0020	-0.0020	0.537000	0.537500	3,176	69.19%	1,323	28.81%	92	2.00%	4,591

13. The patterns that appear now are remarkable. Almost ALL of the interval values now match EXACTLY the overall percentages received by each candidate. The 3rd Party receives almost the identical percentage of votes during each interval, regardless of the number of votes that were counted during that interval. Additionally, the highlighted blocks show a methodology that I have called a split/swap. The votes appear to be split by the current overall percentage and then votes swapped from one candidate to another, in quantities equal to 0.1% of the current overall total vote.
14. The split and swap can be shown to be calculated for each line in the results in the manner shown below:

Total Votes	Orig Trump Percentage	Trump %	Delta	Biden %	Delta	Orig Biden Percentage	Biden %	Delta	3rd Party %	Delta	Trump Change from Previous Time Stamp	Trump % of Interval Change	Biden Change from Previous Time Stamp	Biden % of Interval Change	Others Change from Previous Time Stamp	Others % of Interval Change	# of votes since last time stamp
3060448	48.50%	0.4845	0.00%	0.00%	0.00%	50.10%	0.5005	0.01%	15%	0.01%	2,768	48.450%	2,859	50.050%	86	1500%	5,713
3122238	48.60%	0.4855	0.10%	-0.10%	0.00%	50.00%	0.4995	0.01%	15%	0.01%	33,059	53.503%	27,803	44.997%	927	1500%	61,789

Part 1: Split

Start with the interval sum 61,789 and split it per the percentages in the previous timestamp report.

Trump: $61789 * 0.4845 = 29937$
 Biden: $61789 * 0.5005 = 30925$
 3rd Party: $61789 * 0.015 = 927$

Swap program directs for Trump's vote to be increased by 0.1% and Biden to be reduced by 0.1%
 The 0.1% of the overall votes to be swapped is:
 $312238 * 0.001 = 3122$

Adjust the split votes to move the requested overall %.

$29937 + 3122 = 33059$ is the values that Trump gets this interval
 $30925 - 3122 = 27803$ is the value that Biden gest this interval
 917 is the value that the 3rd party gets this interval because no change requested.

Following this adjustment, the new overall percentages have now been moves as directed.

Previous Trump votes = $(3060440 * 0.4845) = 1482783$
 With new votes added: $1482783 + 33059 = 1515842$
 New Percentage: $1515842 / 3122238 = 0.4855$ or 48.55%

Note that the boxes used for each step are boxed in with the same color as the step. Also notice that I selected here an example of votes appearing to be moved from Biden to Trump. Theses swaps were

observed going to and from each of the main candidates and the 3rd Party totals at different times, but always in multiples of 01% of the total vote count. Swapping by this amount results in a controlled movement of the overall vote percentage.

15. From the reporting data alone, it is difficult to determine the overall control methodology for determining how the swap should occur. What is apparent from the ten (10) states that I have examined is the following:

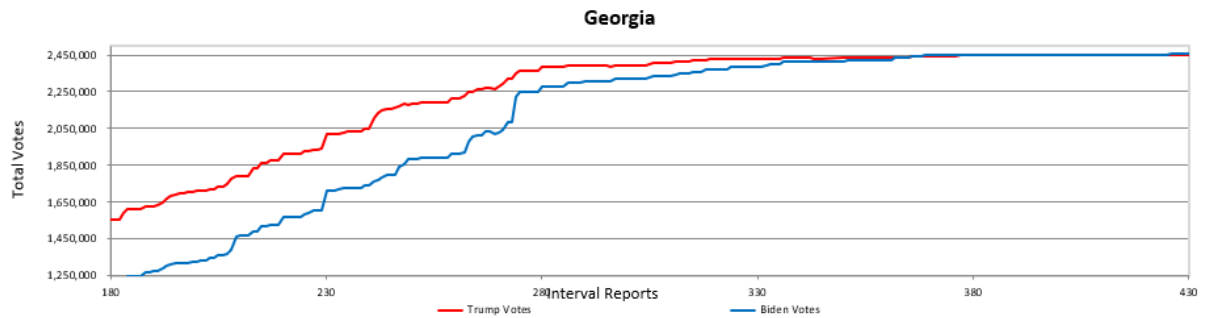
- a. There appears to be an initial percentage (split) in place for the candidates. It is not clear how this initial percentage is set, but in several cases, it appears that the initial percentage was attempted to be reset. Texas was set three (3) separate times and then zeroed out again.

state	Date	Zulu (London) Time		Original Trump %	Trump %	Trump % Delta	Biden %	Biden % Delta	Original Biden %	Biden %	Trump Change from Previous Time Stamp	Trump % of Interval Change	Biden Change from Previous Time Stamp	Biden % of Interval Change	3rd Party Change from Previous Time	3rd Party of Interval Change	# of votes since last time stamp
		Subtract 5 hours	Total Votes														
texas	11/4/2020	10:00:04	0	0.0000	0.0000		0.0000	0.0000	0.0000	0.0000							
texas	11/4/2020	0:34:55	7	0.1430	0.1425	0.1430	0.8570	0.8570	0.8570	0.8575	1	14.25%	6	85.75%	0	0.00%	7
texas	11/4/2020	0:41:07	0	0.0000	0.0005	-0.1430	-0.8570	0.0000	0.0000	0.0005	(1)	14.25%	(6)	85.75%	(0)	0.00%	(7)
texas	11/4/2020	0:45:12	11	0.6360	0.6365	0.6360	0.3640	0.3640	0.3640	0.3645	7	63.65%	4	36.45%	(0)	-0.10%	11
texas	11/4/2020	0:53:56	0	0.0000	0.0005	-0.6360	-0.3640	0.0000	0.0005	0.0005	(7)	63.65%	(4)	36.45%	0	-0.10%	(11)
texas	11/4/2020	1:01:47	382,980	0.5290	0.5295	0.5290	0.4560	0.4560	0.4565	0.4565	202,768	52.95%	174,830	45.65%	5,362	140%	382,980
texas	11/4/2020	1:02:14	1180385	0.3930	0.3935	-0.1360	0.1380	0.5940	0.5945	0.5945	261,694	32.82%	526,909	66.08%	8,803	1.0%	797,405

If this is not an attempt to set the initial percentage split, there should be a request by the Texas voters (and other states) for an explanation of this activity.

- b. Each time the votes are swapped between the candidates, the overall percentage is “walked” towards an apparent final goal, since the swap is always made as a multiple of 0.1% of the overall total vote count. In all states reviewed thus far, the

swap always attempts to walk the candidates towards a 50%/50% split, and then either stop short, if Biden is ahead, or flip Biden to victory. Below is a plot of overall Georgia votes that illustrates this effect:



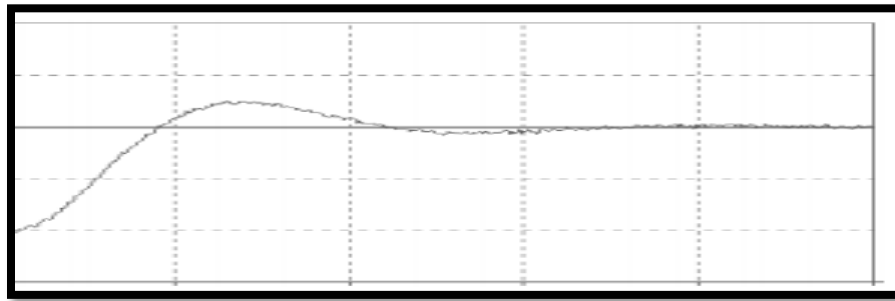
- c. This percentage control shows that, when plotted, the shape of each candidate's curve of votes received has the same form factor. This implies that the share of votes is split is some similar ratio for each and every reporting interval. Given that individual counties have preferred candidates, this seems highly suspect. This can be seen in the above plot from GA at time interval #230, where there is a proportional jump for both Biden and Trump.
- d. The swap effect, that adjusts the overall percentage for the main candidates, does so while preserving a constant portion of the votes for the 3rd party candidates. These appear to be controlled to a value of approx. 1-2% for each state that was reviewed, and is held constant at that value, regardless of the movement of the percentages of the other 2 candidates. In GA, for example, the percentages at the 3rd timestamp and the 533rd timestamp reported were:

- i. Trump:37%, Biden: 61.8%, 3rd Party: 1.2%
- ii. Trump: 49.3%, Biden: 49.5%, 3rd Party: 1.2%

This strange control of a set amount consistently “donated” to the 3rd party is suspect. The numbers vary in each state to the 0.1%, but the apparent control methodology is very similar.

- e. An educated conclusion, based on what is observed, is that there is a form of PI (proportional-integral) control moving the end result of the election to a pre-determined ratio of percentages for each candidate. A pre-determined ratio for each state would lead to a pre-determined election outcome. The process to achieve this would be to pre-define the starting split between the candidates and a final percentage ratio for the main candidates and the 3rd Party total. A critically-damped PI controller, such as may be used in your home temperature control, evaluates the current state and calculates the next move by the system to heat or cool in order to achieve the setpoint. The vote swap in the election appeared to perform this same function with moving the percentage ratio to an end goal. I have included below several curves that illustrate why this is suspected by showing curve shapes from a standard PI controller used in industrial applications and the apparent vote ratio control in two (2) different states during this election. More information on this calculation is, of course, available for any who wish to review this assessment.

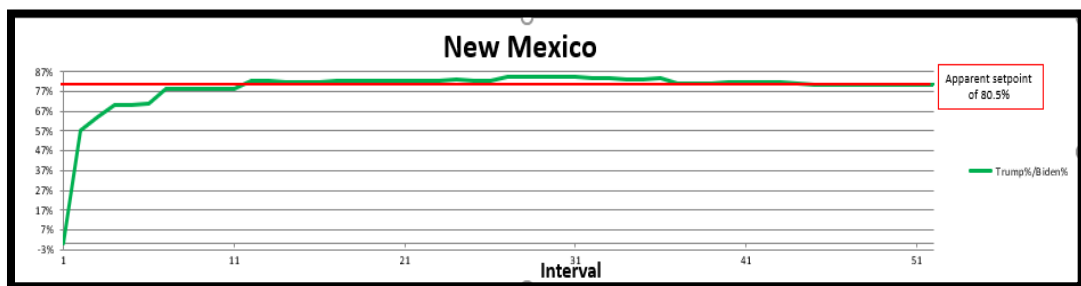
f. Below is a graph of a standard PI controller for a motor system:



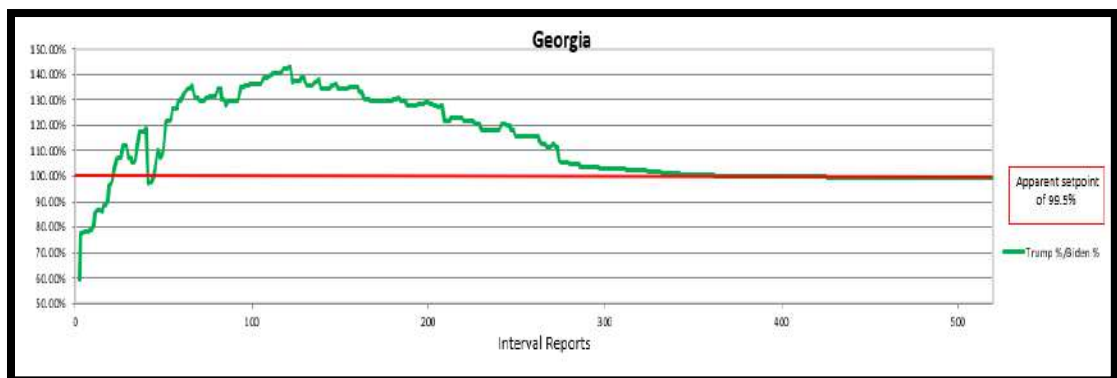
Ref:

http://apmonitor.com/che436/uploads/Main/PPC_Textbook.pdf

This is a graph of the ratio of % Trump votes to % Biden votes for the New Mexico election results:



And this is a graph of the ratio of % Trump votes to % Biden votes for the Georgia election results:



16. At the end of counting for states that were very close, the percentages remained unchanged for ALL intervals, except when a

distinct “swap” occurred. These “swaps” occurred in one of three ways as shown by the GA data here:

state	Date	Zulu (London) Time Subtract 5 hours	Total Votes	Original Trump %	Trump %	Trump % Delta	Biden %	Original Biden %	Biden %	Jorgensen %	Trump Change from Previous Time Stamp	Trump % of Interval Change	Biden Change from Previous Time Stamp	Biden % of Interval Change	3rd Party Change from Previous Time	3rd Party of Interval Change	# of votes since last time stamp
georgia	2020-11-05	126:37 AM	4,875,816	0.4980	0.4985	-0.0010	0.0010	0.4900	0.4895	0.0120	2,372	16.35%	11,964	82.45%	174	120%	14,511
georgia	2020-11-05	1:32:51 AM	4,875,826	0.4980	0.4985	0.0000	0.0000	0.4900	0.4895	0.0120	5	49.85%	5	49.95%	0	120%	10
georgia	2020-11-05	1:53:46 AM	4,876,249	0.4980	0.4985	0.0000	0.0000	0.4900	0.4895	0.0120	211	49.85%	207	49.95%	5	120%	423
georgia	2020-11-05	2:16:50 AM	4,877,663	0.4980	0.4985	0.0000	0.0000	0.4900	0.4895	0.0120	705	49.85%	692	49.95%	17	120%	1,414
georgia	2020-11-05	2:50:36 AM	4,874,421	0.4980	0.4985	0.0000	0.0000	0.4900	0.4895	0.0120	(1,616)	49.85%	(1,587)	49.95%	(39)	120%	(3,242)
georgia	2020-11-05	2:54:08 AM	4,873,055	0.4980	0.4985	0.0000	0.0000	0.4900	0.4895	0.0120	(681)	49.85%	(669)	49.95%	(16)	120%	(1,368)
georgia	2020-11-05	3:00:29 AM	4,879,735	0.4970	0.4975	-0.0010	0.0000	0.4900	0.4895	0.0130	(1,550)	-23.20%	3,270	49.95%	4,960	74.25%	6,680
georgia	2020-11-05	3:08:39 AM	4,879,737	0.4970	0.4975	0.0000	0.0000	0.4900	0.4895	0.0130	1	49.75%	1	49.95%	0	120%	2
georgia	2020-11-05	3:40:00 AM	4,882,885	0.4970	0.4975	0.0000	0.0010	0.4910	0.4905	0.0120	1,556	49.75%	6,414	205.05%	(4,842)	-154.80%	3,128
georgia	2020-11-05	5:23:50 AM	4,887,209	0.4970	0.4975	0.0000	0.0000	0.4910	0.4905	0.0120	2,161	49.75%	2,131	49.05%	52	120%	4,344
georgia	2020-11-05	6:06:21 AM	4,892,017	0.4960	0.4965	-0.0010	0.0000	0.4910	0.4905	0.0130	(2,500)	-52.00%	2,358	49.05%	4,960	102.95%	4,808
georgia	2020-11-05	6:11:29 AM	4,897,670	0.4960	0.4965	0.0000	0.0000	0.4910	0.4905	0.0130	2,807	49.65%	2,773	49.05%	73	120%	5,653
georgia	2020-11-05	10:53:48 AM	4,906,138	0.4960	0.4965	0.0000	0.0010	0.4920	0.4915	0.0120	4,204	49.65%	9,060	106.93%	(4,796)	-56.64%	8,468
georgia	2020-11-05	1:44:46 PM	4,907,502	0.4960	0.4965	0.0000	0.0000	0.4920	0.4915	0.0120	677	49.65%	670	49.15%	16	120%	1,364
georgia	2020-11-05	2:00:40 PM	4,907,504	0.4960	0.4965	0.0000	0.0000	0.4920	0.4915	0.0120	1	49.65%	1	49.15%	0	120%	2
georgia	2020-11-05	2:45:47 PM	4,907,766	0.4960	0.4965	0.0000	0.0000	0.4920	0.4915	0.0120	130	49.65%	129	49.15%	3	120%	262
georgia	2020-11-05	2:49:49 PM	4,907,768	0.4960	0.4965	0.0000	0.0000	0.4920	0.4915	0.0120	1	49.65%	1	49.15%	0	120%	2
georgia	2020-11-05	3:45:30 PM	4,908,967	0.4960	0.4965	0.0000	0.0000	0.4920	0.4915	0.0120	595	49.65%	589	49.15%	14	120%	1,199
georgia	2020-11-05	3:48:46 PM	4,908,971	0.4960	0.4965	0.0000	0.0000	0.4920	0.4915	0.0120	2	49.65%	2	49.15%	0	120%	4
georgia	2020-11-05	4:33:27 PM	4,915,101	0.4950	0.4945	-0.0010	0.0000	0.4920	0.4915	0.0140	(6,787)	-110.71%	3,013	49.15%	9,904	161.56%	6,130
georgia	2020-11-05	4:45:27 PM	4,915,320	0.4950	0.4945	0.0000	0.0000	0.4920	0.4915	0.0140	108	49.45%	108	49.15%	3	140%	219
georgia	2020-11-05	6:45:29 PM	4,919,968	0.4950	0.4945	0.0000	0.0000	0.4920	0.4915	0.0140	23	49.45%	23	49.15%	1	140%	46
georgia	2020-11-05	7:12:13 PM	4,920,907	0.4950	0.4945	0.0000	0.0000	0.4920	0.4915	0.0140	464	49.45%	462	49.15%	13	140%	939

- a. The first line shows the instance where the total number of interval votes exceeded 0.1% of the overall total votes. The total votes at this time were 4875816, therefore 0.1% of the vote would be 4876. This is the only time that this value was exceeded in this sample set, with an interval value of 14511. In this instance, the votes were split, per the previous percentages, and 0.1% was directly transferred from Trump to Biden.
- b. When the interval vote count did not exceed 0.1% of the total vote and a “swap” was required, the 3rd party vote was utilized. The reduction was made from the Trump vote count by 0.1% and placed in the 3rd party vote count. This was held for an interval cycle, while increasing the 3rd party vote contribution by 0.1%, to retain the appropriate proportional totals, and then deposited into the Biden total votes. This “vote laundering” was

performed twice at this point in time. At the end of the two “vote laundering” swaps, the percentage of the vote held by the 3rd Party totals has again been returned to the normal 1.2%, as discussed previously.

17. Looking at the above sample again, there were occurrences where the overall vote was reduced. These reductions appeared to occur after a large interval vote, in which a candidate-to-candidate swap occurred. Looking closely at the ones that occurred in GA at this time that I have highlighted in pink a few observations may be made:

state	Date	Zulu(London) Time Subtract 5 hours	Total Votes	Original		Trump %		Biden %		Jorgensen %	Trump Change	Trump % of	Biden Change	Biden % of	3rd Party	3rd Party of	# of votes since last time stamp
				Trump %	Trump %	Delta	Delta	Original	Biden %		Interval	Interval	from Previous	Interval Change	Time	Interval Change	
georgia	2020-11-05	2:16:50 AM	4,877,663	0.4980	0.4985	0.0000	0.0000	0.4900	0.4895	0.0120	705	49.85%	692	48.95%	17	1.20%	144
georgia	2020-11-05	2:50:36 AM	4,874,421	0.4980	0.4985	0.0000	0.0000	0.4900	0.4895	0.0120	(1,616)	49.85%	(1,587)	48.95%	(39)	1.20%	(3,242)
georgia	2020-11-05	2:54:08 AM	4,873,055	0.4980	0.4985	0.0000	0.0000	0.4900	0.4895	0.0120	(681)	49.85%	(669)	48.95%	(16)	1.20%	(1,366)
georgia	2020-11-05	2:00:39 AM	4,879,735	0.4970	0.4975	0.0000	0.0000	0.4900	0.4895	0.0120	(1,551)	49.20%	2,220	49.85%	4,960	74.15%	6,690

- For the first one, the total vote prior to the reduction was 4,877,663. The amount following was 4,874,421. If we divide the new total by the previous total, $(4874421/4877663 = 0.999)$ we get exactly 99.9%, showing that the total votes were reduced by 0.1%.
- For the second instance, $(4873055/4874421=0.999)$ the total is again reduced by exactly 0.1%.
- This reduction is then spread evenly in reducing the value of Trump, Biden and the 3rd Party totals, so that their individual ratios of overall votes do not change.

d. This math for the reduction of votes held for all states where the reduction was observed. I believe that this was done in an attempt to minimize the votes exceeding registered voters.

18. At the end of the vote counting, the effects of controlling by percentages resulted in both very round percentages for the candidates and fractions of votes for each candidate. There appears to be a single correction that was made to return the votes to whole numbers and modify the percentages of candidate votes to more random-appearing values. This was performed by taking the final number of votes per candidate and dividing them by the total number of overall votes and utilizing these percentages for the split. This results in the sums for each candidate being exactly what was reported as the overall values and the exact final percentages reported for each candidate. Here is an example from AZ:

state	Date	New Day	Az Time	Total Votes	Orig Trump Percentage	Trump %	Delta	Biden %	Delta	Orig Biden Percentage	Biden %	Delta	3rd Party %	Trump Change from Previous Time Stamp	Trump % of Interval Change	Biden Change from Previous Time Stamp	Biden % of Interval Change	Others Change from Previous Time Stamp	Others % of Interval Change	# of votes since last time stamp			
Arizona	11/10/2020	0	17:03:45	3341513	49.00%	0.4905	0.00%	0.00%	0.00%	49.40%	0.4945	15%		31	49.050%	32	49.450%	1	1.500%	64			
Arizona	11/10/2020	0	17:37:43	3342738	49.00%	0.4905	0.00%	0.00%	0.00%	49.40%	0.4945	15%		601	49.050%	606	49.450%	18	1.500%	1,226			
Arizona	11/10/2020	0	17:48:42	3342741	49.00%	0.4905	0.00%	0.00%	0.00%	49.40%	0.4945	15%		1	49.050%	1	49.450%	0	1.500%	2			
Arizona	11/10/2020	0	17:57:45	3343125	49.00%	0.4905	0.00%	0.00%	0.00%	49.40%	0.4945	15%		188	49.050%	190	49.450%	6	1.500%	384			
Arizona	11/10/2020	0	18:46:47	3343467	49.00%	0.4905	0.00%	0.00%	0.00%	49.40%	0.4945	15%		168	49.050%	169	49.450%	5	1.500%	342			
Arizona	11/10/2020	0	19:01:56	3348768	49.00%	0.4904	0.00%	0.00%	0.00%	49.40%	0.4943	15%		2,408	49.519%	1,848	34.919%	1,095	19.561%	5,291			
														Candidate	1642379	1655192	51167						
														NYT Reported Numbers:	0	0	0						
																		Deltas Sum					
														NTY Report Totals									
				Absentee	2,976,546	Biden	1655192	49.427041309046800%				1.529%											
				In Person	372,212	"percent": 49.4,																	
								"percent_display": "49.43",															
								"electoral_votes": 0,															
								"absentee_votes": 1535271,															
								"absentee_percent": 51.6,															
				2020-11-05	Expected	3,400,000	Trump	1642379	49.044421842366600%														
				2020-11-04	Expected	3,200,000	"percent": 49,																
								"percent_display": "49.04",															
								"electoral_votes": 0,															
								"absentee_votes": 1397340,															
								"absentee_percent": 46.3,															

19. In reviewing the forensic report produced by Allied Security Operations Group, dated 12/13/2020, a few things were of particular note to the math observed in the data and described above:

- a. The first is that the forensics team found that the rejection level had been set very high and they found values from 68%-82% of ballots would be rejected. This means that the ballots would be send for adjudication, or manual determination of the votes presented on the ballots.
 - b. The second is that the Ranked Choice Voting (RCV) Algorithm that would allow a voting machine programmer to weight the votes so that one candidate's votes could be a percentage below 1 and another candidate's votes be a value of above 1.
 - c. They also found that the functionality for "bulk adjudication" had been enabled. This would allow for a group of ballots to be collected and "applied" as a group to a single candidate.
20. Based on the above findings, there exists the tools for fractionalizing the votes to product the "split" control and bulk adjudication in groups of 0.1% of the total vote for the swap functionality. I have not seen the actual code that would modify the actual votes during the tabulation process. However, the functionality that was set up within the basic configuration would have allowed for a script that I could write to accomplish the outcomes shown in the data sets. The controlled modifications would automatically adjust the tabulation process to produce the effects observed in the data sets and described above.

SIGNATURE:

Lisa H. Batsch-Smith

12/30/2020

Lisa H. Batsch-Smith

Tijeras, NM

NOTARY ACKNOWLEDGMENT:

STATE OF NEW MEXICO)

COUNTY OF BERNALILLO)


On this 30th day of December, 2020, this affidavit was signed before me, Belindo Yazzie, by Lisa H. Batsch-Smith who proved to me on the basis of satisfactory identification, which was a state issued New Mexico Driver's License (License # 516918799) to be the person whose name is signed on the preceding document.

Belindo Yazzie

Signature of Notary Public

12/30/2020

Date



(seal)

APPENDIX C

SOS IPRA RESPONSE ABOUT

DECEASED VOTERS



STATE OF NEW MEXICO
MAGGIE TOULOUSE OLIVER
SECRETARY OF STATE

March 3, 2021

Erin Clements
2251 La Paloma
Las Cruces, NM 88011

E-mail: erin_hughs@yahoo.com

Re: Inspection of Public Records Request

Ms. Clements:

On January 25, 2021, our office received your request for information regarding the following:

- 1. The process the New Mexico Secretary of State follows each year to remove deceased people from the voter roles in Dona Ana County?*
- 2. The number of deceased people removed from the voter roles each year in New Mexico for each of the past five years?*
- 3. The number of addresses and the addresses where more than three people are currently registered to vote?*

The Inspection of Public Records Act (“IPRA”), NMSA 1978, Section 14-2-1 states: “Every person has a right to inspect public records of this state.” “Public records” is defined in Section 14-2-6 as follows:

All documents, papers, letters, books, maps, tapes, photographs, recordings, and other materials, regardless of physical form or characteristics, that are used, created, received, maintained, or held by or on behalf of any public body and relate to public business, whether or not the records are required by law to be created or maintained.

The right to inspect applies to any nonexempt public record that exists at the time of the request. A state agency is not required to compile information from the public body’s records or otherwise create a new public record in response to a request. *See* NMSA 1978, Section 14-2-8(B). At this time, we do not maintain a record with all the requested information.

Although we do not maintain any responsive records at this time, please be advised that the county clerks are the records custodians of voter registration records in their respective counties. The SOS does not cancel the certificate of registration for any voter. We do provide support to the clerks in this process, which is outlined in the Election Code (1-4-24 & 1-4-25, NMSA 1978).



STATE OF NEW MEXICO

MAGGIE TOULOUSE OLIVER

SECRETARY OF STATE

By disclosing this information the Secretary of State has complied with the Inspection of Public Records Act and now considers this matter closed. Should you have additional questions or concerns, please do not hesitate to contact our office at 505-827-3600 or by email at sos.elections@state.nm.us.

Respectfully,

James Alumbaugh

James Alumbaugh
Paralegal

APPENDIX D
“DOWN THE HATCH” STUDY

DOWN THE HATCH

HOW LEFT-WING ELECTION REFORMS CAN BE
FORCED ON UNSUSPECTING COMMUNITIES

PUBLIC INTEREST

— LEGAL FOUNDATION —

MAY 2020





DOWN THE HATCH

TABLE OF CONTENTS

WELCOME TO HATCH COUNTRY	4
OPEN WIDE	6
“CULTURE, CULTURE, CULTURE”	8
THE “COLLECTIVE” TRY	10
MEET THE OUTSIDERS	14
FIGHTING VOTER “INTIMIDATION”	18
PERMANENT TRANSFORMATIONS	20
RANKED CHOICE VOTING	20
THE MINIMUM WAGE CAMPAIGN	22
ASSESSMENTS	24
NEW MEXICO’S VOTER ROLL FLAWS	25
2020 ACTIONS BASED ON GATHERED FINDINGS	29
END NOTES	31

WELCOME TO HATCH COUNTRY

Doña Ana County, New Mexico is not like most mid-sized counties in the United States. From the courthouse, it is roughly a one-hour drive to either of the two area ports of entry to Mexico. The latest U.S. Census estimates show the County is 69 percent Hispanic or Latino¹ and has a higher percentage of “foreign born” residents than the national average—an expected feature for the region, given its proximity to international ports of entry. These figures are not unique to this stretch of the American Southwest.

Throughout southern New Mexico and reaching into western Texas, native residents are typically descendants of an older frontier culture that transcended ethnicity to a point that touchstones like language, religion, and cuisine practically blended over time.



Doña Ana County, in many respects, embodies this "shadows" subculture.

These descendants work together, patronize the same restaurants, worship together, and their children struggle through high school Spanish class all the same. Regardless of partisan labels, together they uphold hardworking,

family-focused values with a distinct independent zeal. After all, their ancestors went west (or north) for a reason: to build a better life on their own terms.

But there's a parallel culture at play here as well.

The demographic makeup of the County and the wider region was not set in the late 19th Century. When then-President Barack Obama referred² to communities “living in the shadows” amid executive actions like the Deferred Action for Childhood Arrivals (DACA) or Deferred Action for Parents of Americans (DAPA), he was also talking about places like Doña Ana County. Because

of later immigration policies and enforcement (or lack thereof), the County continues to take in its share of families containing members who did not arrive according to the law. Even though those family units carried natural-born American citizens in the younger generations, that “shadow” mindset could broadly apply to other matters of public participation.

In Hatch Country, we see two largely separate cultures save for a common thread: the desire to be left alone and free of the turbulence of the American political system. Taken together, activists and similarly minded election officials saw cause for trying to reengineer systems to boost voter participation for particular policy ends. That’s where this story of transformation of elections administration really begins.

As the DACA and DAPA programs were being unveiled to the nation in 2014, several left-wing groups began a local campaign to socially engineer a new “culture” with companion election policy reforms designed to benefit allies and benefactors. This potentially exportable model helps to demonstrate what a friendly takeover of an election office could look like when large swaths of residents do not pay much mind to the maneuvers.



Supporters of DACA stage a walkout and rally at the New Mexico State University

Bachman, Josh. Sept. 5, 2017. *Las Cruces Sun-News*.



Students from Gadsden High School participate in a walkout in support of DACA.

Sept. 5, 2017. *Albuquerque Journal*.

OPEN WIDE

In late 2019, the Public Interest Legal Foundation encountered alarm about a rather novel situation, where election officials were creating voting process errors and also acting as sovereign partners with outside ideological interest groups. With the help of New Mexico's open records statutes, these theories were investigated. The Doña Ana County Clerk's Office eventually agreed to disclose more than 530 document, email and calendar files between local election officials and third-party groups from those outside ideological interest groups alleged to be pulling the strings.

The driving cause for the accusation that outside ideological interest groups were dictating governmental election administration decisions was borne out of another unique aspect in Doña Ana County: in 2015, officials established a citizen Election Advisory Council (EAC) designed to pool ideas and "incubate" local reforms to ideally

improve voter participation. While this body was subject to the New Mexico open records laws as well, the road to obtaining related records was not a simple or even exhaustive exercise.

It is through this EAC that the agenda of outside ideological activists became government policy.

Although New Mexico law says that "advisory" bodies established and funded by government offices are subject to open records requests, the County initially denied access to any work product and internal communications.

Government attorneys explained that the records were statutorily exempt because they would expose "tactical response plans or procedures ... which could reveal specific vulnerabilities, risk assessments or tactical emergency security procedures that could be used to facilitate the planning or execution of a terrorist attack."³

In other words, the County was saying it was making plans for how to respond to a terrorist attack with a group of organizations who knew absolutely nothing about terrorism or attack contingencies—and therefore the documents needed to be protected from view.

Naturally, the Foundation shared its concerns with such legal reasoning and eventually received clarification that the wrong open records exemption was cited in the denial. A month later, the County reversed its denial and instructed the owners of more than 130 email accounts registered with the EAC to disclose all of their communications about official advisory business.

In the months that passed, not a single email from a former EAC member was disclosed via County records officers or directly from members. Officials maintain to date they have no duty to produce Advisory Council communications for which they were not CC'd.

This means an unknown number of documents produced by a commission established by government election officials remain hidden from public view.



"CULTURE, CULTURE, CULTURE"

The Doña Ana County Clerk's Office—inside and out of the parameters of the EAC—saw the need for a culture fight over the past decade. Unlike the abortion or marriage debates for which the nation has grown accustomed, this was a fight prosecuted by local election officials to change their own constituents' voting habits. An official statement published in May 2017⁴ (though portions were drafted and circulated among third parties years before in disclosed emails) lays out the County and its local allies' grand vision:

“

*“Our vision is to build a voting **culture** in Doña Ana County ... A voting **culture** creates long-term **change**. A voting **culture** is a permanent, **sustainable** path that increases voter participation in local elections and as a result, will engage more people in democracy. We believe that this requires our **intention** and commitment to **design a culture** that fosters participation and engagement. Partners who share our values of **inclusive democracy** are our greatest resource in this **collective effort...**”*

Any county or city website regarding election administration is bound to contain encouraging language about voter participation, but they do not take the extra step to engage university staffers and activist groups to “design” a better electorate and shift power from duly constituted sovereign officials to outside ideological activists —much less brag about it in a public statement.

The exercise beginning in 2015 yielded a pattern of blurred lines between Doña Ana County Clerk staff and activist third parties pushing for local election policy reforms. To them, it did not matter if your undesirable voting behavior was driven by deeply ingrained pioneer independence or some other reason, YOU needed to change. And even if your habits did not change quick enough, you gave justifiable cover to officials and their friends to tinker with your election processes.



THE "COLLECTIVE" TRY

In March 2015, the Doña Ana County Clerk's Office envisioned a body that would gather local "non-partisan" volunteers to promote "the community's understanding and involvement in activities related to the elections" as an officially recognized community organizing group. The body would act as a kind of auxiliary support system to boost targeted voter registration drives and media relations. If all went to plan, Doña Ana would achieve the "highest" voter registration and participation rate in the nation.

Despite the advertised promises of symmetrical input from both major political parties and any interest groups, the local EAC did not keep that promise in practice. Whether officials were naïve in thinking any other outcome was possible, or more likely, knew the eventual outcome of the body is immaterial. This type of organization might attract a respectable mix of interested parties in the early days, but the community organizers are going to stick around the longest. That outcome was built into the plan.

The disclosed emails and attached digital files explained that organizational restructurings occurred within the EAC in the earlier years. On balance, the regular written discussions and documents reflecting in-person public meetings show underwhelming meeting attendance from volunteers and broad goals but narrow means.

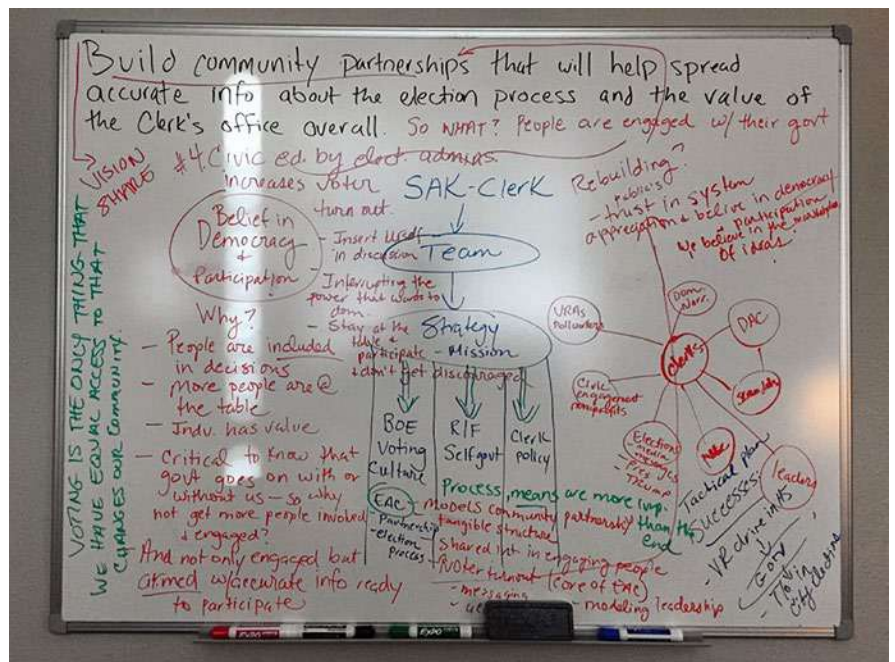
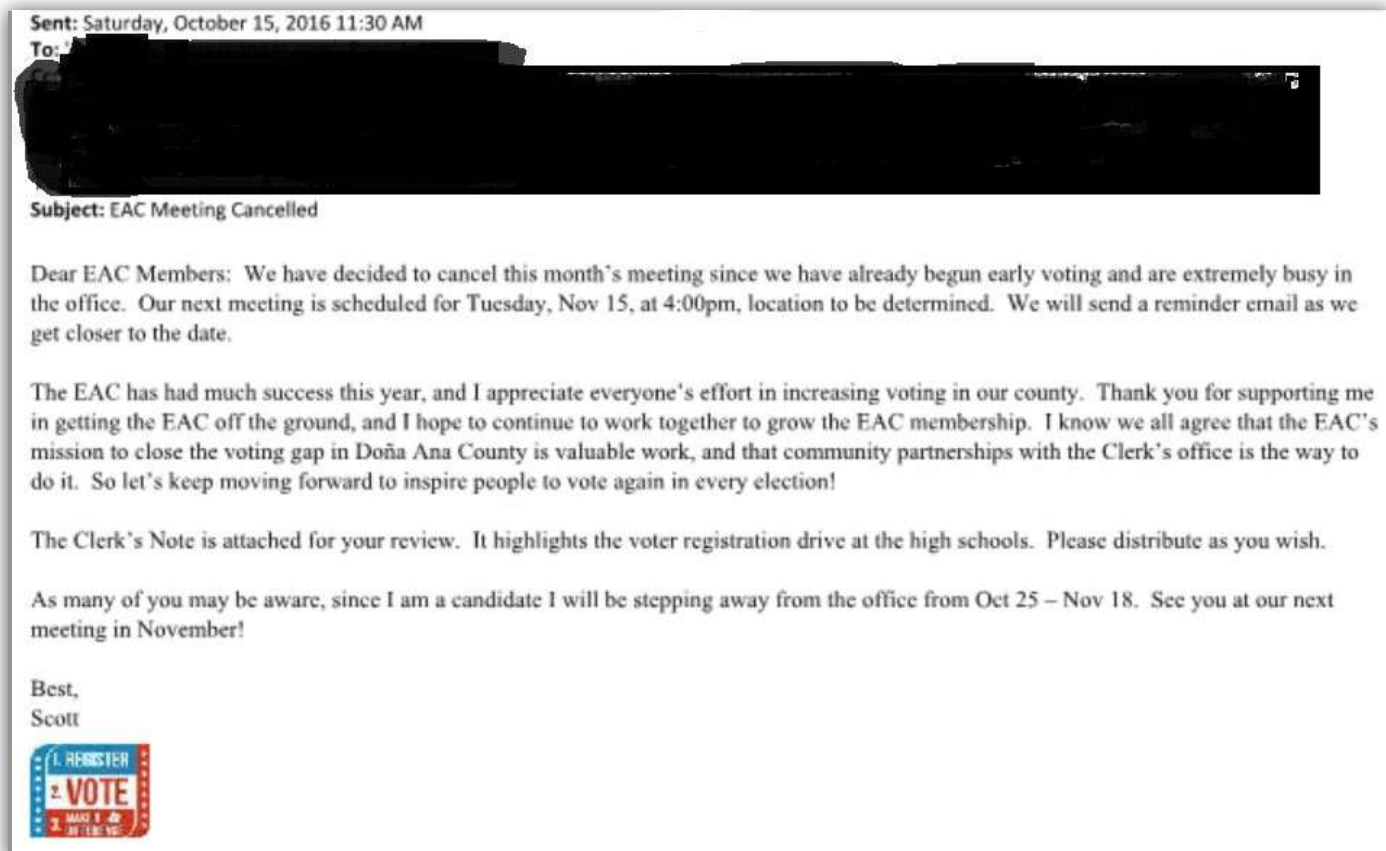


Image taken from December 20th, 2016 EAC meeting PowerPoint deck

Disclosed EAC meeting agendas and minutes grew repetitive in later years as the body focused on two core areas of action: voter registration drives in county high schools and new citizen naturalization ceremonies. The County's official Facebook page for events notes the last EAC meeting occurred in September 2019.⁵ In a January 2020 email to the Foundation, the County Clerk's office stated that EAC was "defunct."

The October 2016 session—the last before the presidential election—was cancelled outright.

The disclosed records involving the various EAC members and the County do not suggest any illegal activities and such official coordination did not typically rise above group editing processes for official government press releases and documents as well as coordinated editorial submissions to the local newspaper. Much of the email traffic involved volunteer needs at naturalization ceremonies or simple notifications that EAC members would not be able to attend the next meeting. The October 2016 session—the last before the presidential election—was cancelled outright. However, all EAC business emails between members alone



remain shielded from public view, due to the County's belief that it does not have legal authority to provide any EAC records for which it wasn't directly included.⁶

Even if the County did not directly see a cultural shift from the EAC's work, it was still successful in creating an official partnership between a sovereign election office and full-time activists dedicated to transformation of election process policies.



EAC FIGURES

More than 100 individuals registered with some level of participation with the EAC. Here are a handful of prominent members/involved officials.



Amanda Lopez Askin, Ph.D. - Current DAC Clerk, began position in September 2018




Scott A. Krahling - Former DAC Clerk - Resigned after in-office controversy in 2018



Johana Bencomo - Las Cruces City Council Member, current NM CAFé Director of Community Organizing, Former EAC member, and WK Kellogg Foundation Community Leadership Network Fellow.



Rose Vasquez - Former DAC Chief Deputy Clerk, Organize NM Operations & Communications Manager



WELCOME TO
NEW MEXICO
LAND OF ENCHANTMENT



MEET THE OUTSIDERS

Moving the needle in any recognizable way as it regards to election policy reforms requires year-round work. General public interest that can be converted into volunteer action is incredibly seasonable and fades after a week into November. The local EAC was not designed to be operated by full-time professionals. This fact did not put County officials at loose ends in their broader cultural redesign efforts, however.

The disclosed Doña Ana County Clerk's Office emails introduced a largely separate cast of activist third-party characters working closely to make big changes in a local way. Of the more than 500 disclosed email and calendar files, Common Cause New Mexico and Organize NM/NM CAFé show an outsized presence in County documents.

Common Cause New Mexico is a state chapter of a national organization that bills itself in part dedicated to "fair, secure, accessible elections" with a volunteer program "safeguarding voter's [sic] rights!"⁷ The group is also heavily invested in promoting ranked choice voting reforms around the state. The large majority of disclosed emails are between the County and Common Cause NM with particular interest in local ranked voting reform



NM Comunidades en Acción y de Fé (aka “NM CAFé / Organize NM”) is a 501(c) (3) Las Cruces “faith-based” group that “aspires to create a culture of support that empowers New Mexicans to act on their own behalf towards a better quality of life.” It dubs itself a “crucial actor in the political landscape” led by “strong spiritual leaders.”⁸ When staffers aren’t keeping in close contact with local election officials, they promote protests against ICE detention centers and raise awareness to forthcoming immigration raids.⁹ The “resist” group regularly discussed volunteer voter registration procedures and trainings in the disclosed emails. Although it was cross-pollinated with the EAC in some communications, others occurred outside the EAC.

NM CAFé’s tax status allows greater insights into its financial records. IRS 990 filings from 2016 through 2018 make clear that it is not a ragtag community activist group. During that period, the nonprofit enjoyed \$1.4 million in revenue. When accounting for sources of said revenue, \$0.86 on every dollar came from government grants. Another \$146,000 were raised from federated campaigns.

Creating Community Partnerships – Breaking Down Us vs. Them

- Problem – Barriers between the community and the authority
- Solution – Community Partnerships & Leadership
- Clerk’s office role in the community
- Breaking down the barriers
 - Knowledge, transparency, and accountability
- Price of Inaction
- 3 Step Solution
 - Focus on shared interests
 - Remove barriers that divide or distract us from achieving our goal
 - Create opportunities to co-create solutions

Given NM CAFé’s physical proximity to the County officials and its own rhetoric about reshaping the “culture” of locals, the conversations paint a convincing picture that they are the intellectual and ideological drivers for the County government’s “voting culture” campaign.


Being neighbors in the County was not the only tying factor between NM CAFé and the Office of the Clerk. In 2015, then-Communications Manager Rose Ann Vasquez on at least one occasion wrote to former Clerk Scott Krahling about office business, particularly as it pertained to voter registration list maintenance. Vasquez inquired about the amount and character of notice given to registrants before they were removed from the rolls and wondered aloud if the EAC could potentially engage with the registrar’s office to re-register them.

Months later, Vasquez penned a “farewell” email to associates, announcing she would be taking a job within the County Clerk’s office under Krahling as a “document technician” in January 2016. One year later, she was promoted to Head of Communications. The following year, she was named Chief Deputy Clerk. In 2018, she admitted to investigators to an “intimate relationship” with Clerk Krahling, according to local reporting at the time.¹⁰ Krahling resigned in August 2018.¹¹

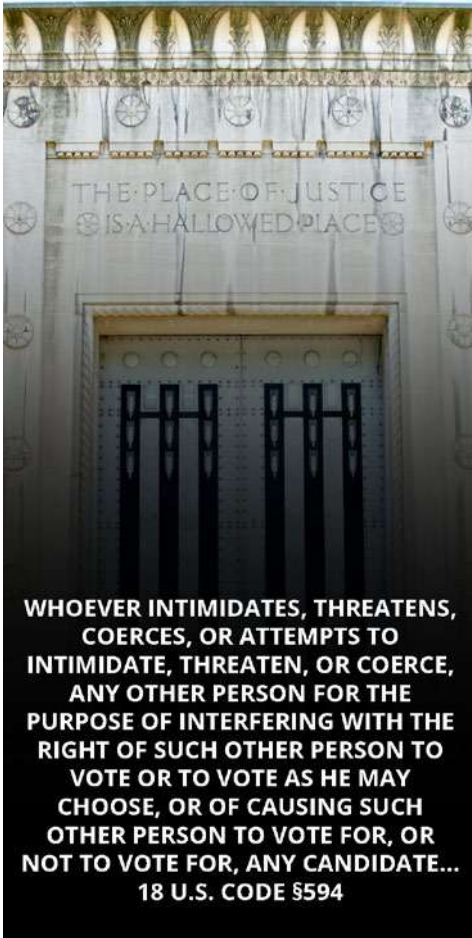
Vasquez also noted in her January 2016 farewell email disclosed by the County that she would still maintain a relationship with NM CAFé as an “independent contractor” via her new consulting firm dedicated to promoting “best practices.”

Other progressive groups active in the region but not disclosed in official email communications include OLÉ, Progressive Voter Alliance NM, Emerge New Mexico, Conservation Voters New Mexico, South West Organizing Project, and more.





FIGHTING VOTER "INTIMIDATION"



When the average person hears the term “voter intimidation,” they’ll likely imagine Klansmen or New Black Panthers harassing would-be voters at the polls. There is certainly nothing wrong with these conceptualizations, but they also lack a certain imagination at play in southern New Mexico. Part and parcel of the belief that County residents are either choosing to or know no better than to live in “shadows” is the assumption that they are fearful of even the most local bureaucrats.

On multiple occasions with EAC members and privately with the other third-party groups, the Doña Ana County Clerk’s Office shared its concerns that the office was too “intimidating” and carried an adverse effect on voter participation. Email traffic and community PowerPoint presentations plainly use the intimidation language as fact with little explanation or justification. A public slideshow described this

presumed dynamic as an “Us vs. Them” challenge where considerable “barriers between the community and the authority” existed in December 2016. In the minds of County election officials, they had the same challenges as local police in gaining community trust.

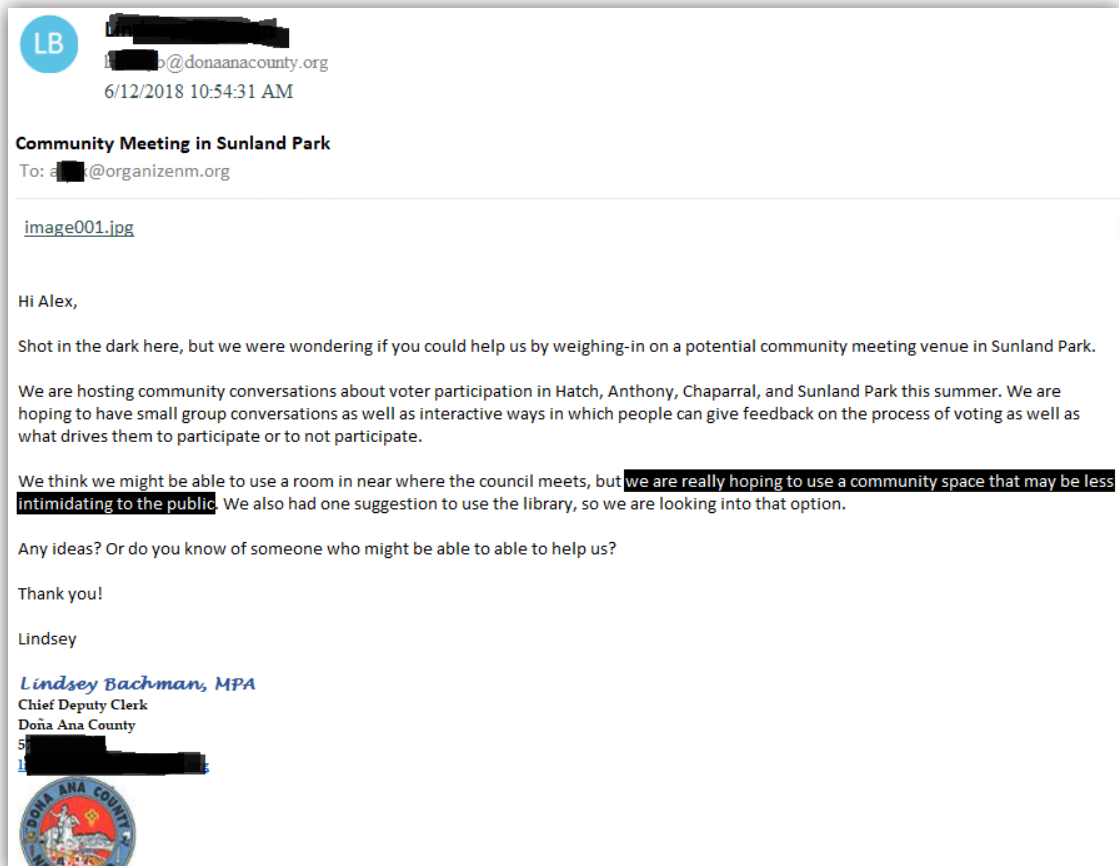
If this sounds familiar, it is because this is the skewed view of so many in the activist community, that government offices are somehow intimidating.

The County’s concerns were so prevalent that a clerk deputy reached out to NM CAFé in June 2018 in one document we discovered to help facilitate a public event promoting voter registration in Sunland Park—a small community directly

abutting the Mexican border. The listening session hoped to glean “what drives [residents] to participate or to not participate” in elections. However, a meeting space within a government building would not do as they needed “a space that may be less intimidating to the public,” according to the request email.

The goal was targeted voter mobilization. EAC helped guide officials in the joint mobilization campaign.

“Intimidation” is not a term thrown lightly in the context of elections, especially among professionals in the field. Whether contemporary County officials independently concluded that they were naturally threatening, or if the idea was fostered from the outside-in is an academic question at this point. That ultimate mindset is what drove the County to entertain significant election process reforms that they alone could foster, implement, and administer in conjunction with outside groups funded to lobby for the same outcomes.



PERMANENT TRANSFORMATIONS

The disclosed emails outline two primary episodes where the County demonstrated increasingly close connections to select progressive groups to discuss and embrace reforms of major election procedures.


RANKED CHOICE VOTING

Although the County had already committed itself to changing the culture of its citizenry toward voting, officials also embarked on a journey to fundamentally transform how votes were counted and redistributed in Las Cruces.

Unlike several other places where ranked choice voting was adopted or rejected, the voters of Las Cruces did not get the final say when traditional vote counting was tossed in the name of progress. In 2008, Santa Fe residents adopted the reform via city charter amendment while Albuquerque residents rejected the question in 2019. The Las Cruces City Council unanimously adopted the reform on its own. Almost immediately

after, the Doña Ana County Clerk's Office locked arms with Common Cause-New Mexico to prepare for the new system, according to disclosed emails.

Literally hundreds of emails, calendar notifications, and brief messages



EXAMPLE BALLOT	1st CHOICE	2nd CHOICE	3rd CHOICE	4th CHOICE	5th CHOICE
Burrito	<input type="radio"/>	<input type="radio"/>	<input checked="" type="radio"/>	<input type="radio"/>	<input type="radio"/>
Green Relleno	<input type="radio"/>	<input type="radio"/>	<input type="radio"/>	<input type="radio"/>	<input checked="" type="radio"/>
Red Enchilada	<input checked="" type="radio"/>	<input type="radio"/>	<input type="radio"/>	<input type="radio"/>	<input type="radio"/>
Taco	<input type="radio"/>	<input type="radio"/>	<input type="radio"/>	<input checked="" type="radio"/>	<input type="radio"/>
Tamale	<input type="radio"/>	<input checked="" type="radio"/>	<input type="radio"/>	<input type="radio"/>	<input type="radio"/>

Doña Ana County-produced Graphic circa 2019.

memorializing phone calls were collected by the Foundation between the County and Common Cause-NM throughout 2019. While it was no secret that the private organization is committed to expanding ranked choice voting throughout the state, the sheer level of collaboration went largely unnoticed by local media accounts. Many months of message coordination yielded a County Clerk's Office fully in line with Common Cause's national pitch for Ranked Choice Voting (RCV).



Through this collaboration, how elections are conducted was fundamentally changed.

We obtained public remarks, PowerPoint presentations, newspaper submissions, posters/marketing materials, and more developed

by the County to prepare the public for RCV were subject to the editor's pen or strategic rewrites from Common Cause-NM. The co-branded outreach documents were not lip service to simply create an impression of community involvement. Dozens of disclosed emails that the Public Interest Legal Foundation obtained outline how Common Cause-NM staff would regularly travel to the County for prep meetings before city council hearings with debriefs thereafter regarding these radical process changes.

What is ranked choice voting?

The process with singularly partisan backing which can protect mainstream political party interests with rebellious and/or purist internal factions while remaining viable against a more unified party. RCV allows a rebel candidate to run against her traditional party without ultimately splitting the vote and giving the partisan opposition the ultimate win.

Take this hypothetical: Ohio decides that its 2020 Electoral College votes will be decided by RCV. Donald Trump, Joe Biden, and Bernie Sanders the independent stand in a three-man contest. Trump scores 42 percent of the vote, Biden gets 41 percent while Bernie gets the rest. No one reaches 50 percent-plus one according to voters' first choices. Bernie's 17 percent is then redistributed to the candidates listed as second choices. For simplicity, say all Bernie voters gave Biden their #2 pick. The totals would then shift to Biden 58 percent and Trump 42 percent automatically. Biden wins Ohio.

The outside groups were responsible for pushing the initial idea, responsible for a lobbying campaign, and were then tasked with selling the new policy to the public. Fair readings of the emails suggest progress was slow. Local media coverage of the first election under RCV in late 2019 widely created the impression that too many voters did not know about the new system until they were shown completely redesigned ballots and instructions.¹²

Both the County and Common Cause jointly decided the best thing to do was talk about the cost savings of RCV, as it is supposedly designed to avoid subsequent runoff elections. Local news reporting at the time suggest this reform was a solution in search of a problem, given the “we’re saving \$100,000 on not having runoffs” talking point was confronted with the fact that Las Cruces had not performed such an election since 1995 under the old system.¹³

THE MINIMUM WAGE CAMPAIGN

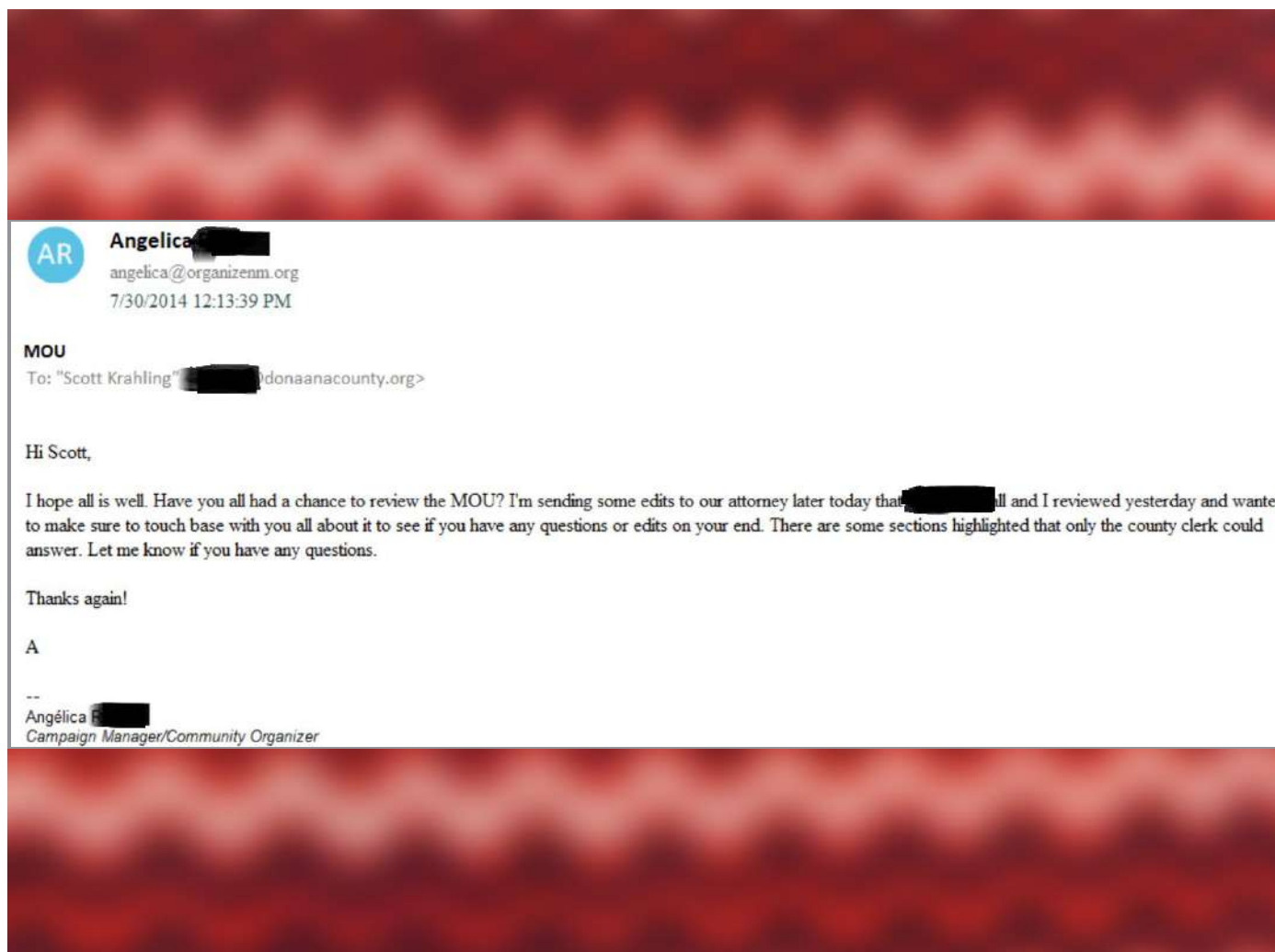
During the 2014 Election cycle, a minimum wage increase began to rise as a hot issue in the city of Las Cruces. Naturally, future EAC members were involved in this effort. NM CAFé’s petition circulation eventually gathered more than 6,000 signatures to qualify for ballot placement. But behind the scenes, the group reached to pull more strings to ensure that election processes were fine-tuned to ensure their initiative had the best possible chance for passage.

Emails obtained by the Public Interest Legal Foundation demonstrate that in the summer of 2014, NM CAFé began to promote a memorandum of understanding (MOU) document that, according to its draft language, would advance the minimum wage question by setting the date of the election.

To be clear: the community organizers publicly promoted the wage hike, circulated petitions, cleared the signature threshold for ballot placement, and lobbied the County to enter into a legal agreement with the City of Las Cruces and the New Mexico Secretary of State to set the election to a date they

believed to be most beneficial for the proposition's supporters. Bear in mind, NM CAFé was not and would not be a party to any actual agreement. Even more bizarre were email threads we obtained between the group and the Doña Ana County Clerk's Office where the draft language of the MOU was shared without the participation of legal counsel.

The draft MOU sought to set the municipal ballot question for the November 2014 elections, even though there were no other Las Cruces-focused initiatives or candidates on the ballot that year. The emails the Public Interest Legal Foundation obtained become vague in suggesting how far along the negotiations went. They were eventually terminated when the Las Cruces City Council voted to adopt the measure itself in September, one month after the email thread ended.¹⁴ Mission accomplished.

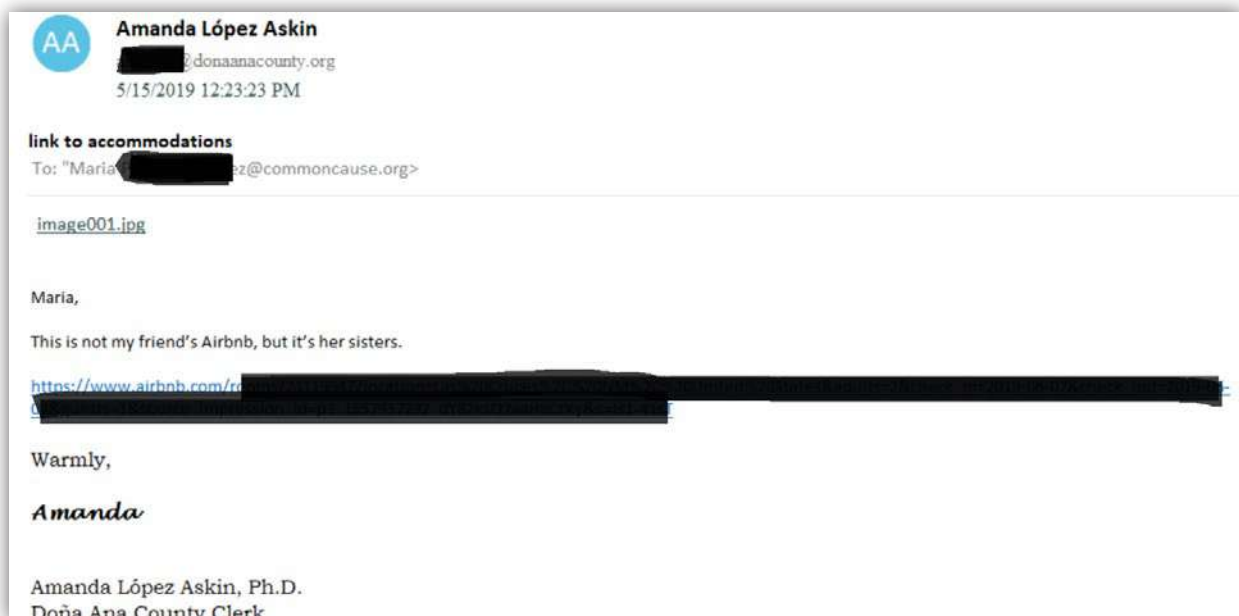


ASSESSMENTS

It does not matter if County officials originally saw fit to begin social engineering or if third-parties planted the idea. Either way, grand goals were set and an inside-outside partnership was formed.

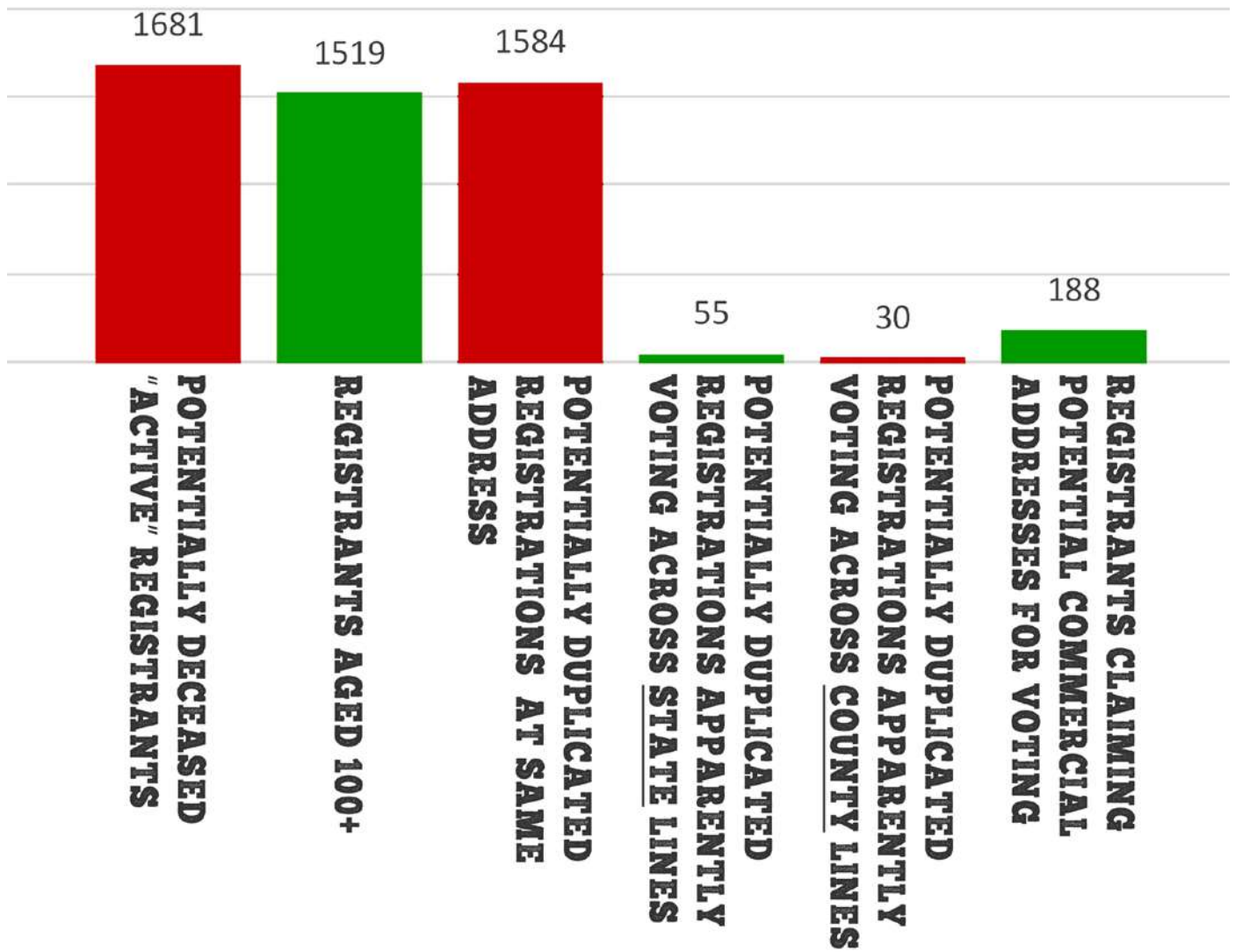
This symbiotic relationship between the County elections office and select third-party groups was not an organic development. Envisioning grand changes in culture--particularly where process matters are concerned--is going to attract a certain kind of ideological actor. When you combine that with tepid voter participation rates, you create a perfect proving ground for progressive experiments with election policies.

The close circle of County officials and third-party activists created its own culture of all being on the same team. It was only a matter of time before lobbyists received help in securing Airbnb lodgings personally connected to County officials for ranked choice voting outreach trips.¹⁵ It naturally led to a personnel revolving door between outside groups and the County office where third-party activists shopped resumes for elections office jobs and activist internships were discussed. Doña Ana County demonstrates perfectly that *personnel is policy*.



NEW MEXICO'S VOTER ROLL FLAWS

SUMMARY OF FINDINGS



POTENTIALLY DECEASED "ACTIVE" REGISTRANTS

1,681

Eighty-seven percent (87%) died in the year 2018 or before—some reaching back to the early 1980s. Dead registrants are managing to remain on the rolls for a noticeable period of time statewide. New Mexico ranks 28th among U.S. states with respect to carrying potentially dead registrants. That could improve if officials a) communicated with more states about deaths occurring elsewhere, and b) worked to fill gaps in its records with respect to personal identifying information (PII) like Social Security numbers. The Foundation was able to identify potentially dead registrants based on the Social Security Death Index with secondary verification from credit bureaus.

REGISTRANTS AGED 100+

1,519

The New Mexico voter roll contains more than 1,500 examples where registrants are aged 100 years and more, indicating missed deaths or absolutely incorrect voter registration data. A subset of this finding may suggest that election officials are using the birth year "1900" as a placeholder for registrants whose birthdates are simply unknown. The oldest registrant in the state was reportedly born in 1900, if indeed that is her correct information.

OLDEST REGISTRANT

BORN IN 1900

87% OF DECEASED

DIED IN 2018 OR BEFORE

POTENTIALLY DUPLICATED REGISTRATIONS APPARENTLY VOTING ACROSS COUNTY LINES

30

Similar in methodology and verification process to the interstate crosscheck study, this looks within New Mexico alone to find duplicate registrants across county lines.

REGISTRANTS CLAIMING POTENTIAL COMMERCIAL ADDRESSES FOR VOTING PURPOSES

188

The New Mexico voter registration statute¹⁶ gives clarity on what qualifies as a residential address: “the residence of a person is that place in which his habitation is fixed, and to which, whenever he is absent, he has the intention to return.”

The Foundation utilized multiple means to flag these registrations, but ultimately only authorized election officials can conclusively determine voter eligibility.



Google. (n.d.). 1300 Block of N Main St, Las Cruces, NM 88001. Retrieved April 28, 2020 from <https://www.google.com/maps>

2020 ACTIONS BASED ON GATHERED FINDINGS

This work, beginning in 2019, was never meant to be an academic exercise. All voter registration research was developed for return to appropriate officials for follow-up civil and criminal reviews.

On April 7, 2020, the Foundation put the New Mexico Secretary of State on **notice of violation** of the National Voter Registration Act of 1993 for failing to reasonably maintain its voter rolls, according to Section 8 of the law.¹⁷ The document outlines the aforementioned voter roll findings, with particular emphasis on deceased and in-county duplicate registrations.

On April 8, 2020, the Foundation filed an *amicus curiae* brief in the **New Mexico Supreme Court** lawsuit to adopt emergency all-mail balloting for the 2020 Election.¹⁸ The brief outlined potential flaws in the statewide New Mexico voter registration roll that could directly impact any all-mail balloting scenario in 2020.

During the week of April 20, the New Mexico Secretary of State, in response to the federal notice of violation, **ultimately committed** to reviewing the Foundation's voter roll audit findings and will report back list maintenance actions taken as a result. Thankfully on April 14, the Court rejected the emergency shift in procedure.¹⁹



END NOTES

- 1 U.S. Census QuickFacts; Doña Ana County NM (accessed April 2020), <https://www.census.gov/quickfacts/fact/table/donaanacountynewmexico,US/PST045219>
- 2 CNN; Obama: 'You can come out of the shadows' (November 21, 2014), <https://www.cnn.com/2014/11/20/politics/obama-immigration-speech/index.html>
- 3 DACC Record Denial Letter to PILF (September 17, 2019)
- 4 Doña Ana County; EAC Issues Statement on Voting Culture (May 10, 2017), <https://donaanacounty.org/content/election-advisory-council-issues-statement-voting-culture>
- 5 Doña Ana County Clerk's Office Facebook Page; Monthly Election Advisory Committee Meeting (September 17, 2019), <https://www.facebook.com/events/1002155496653925/>
- 6 DACC email to PILF (January 23, 2020)
- 7 Common Cause New Mexico (accessed April 2020), <https://www.commoncause.org/new-mexico/>
- 8 NM CAFé; Who We Are (accessed April 2020), <https://organizenm.org/>
- 9 NM CAFé; Latest News (accessed April 2020), <https://organizenm.org/latest-news/page/2/>
- 10 NM Politics; Krahling's 'intimate relationship' with employee hurt clerk's office, investigation concludes (September 5, 2018), <https://nmpolitics.net/index/2018/09/krahlings-intimate-relationship-with-employee-hurt-clerks-office-investigation-concludes/>
- 11 DACC press release; County Clerk Scott Krahling Resigns from Office (August 29, 2018), <https://www.donaanacounty.org/content/county-clerk-scott-krahling-resigns-office>
- 12 Las Cruces Sun-News; Rank some, rank all: Las Cruces voters adapt to first ranked choice election (November 8, 2019), <https://www.lcsun-news.com/story/news/2019/11/08/las-cruces-voters-adapt-first-ranked-choice-election/2509037001/>
- 13 KFOX14; Ranked Choice Voting Causes Mixed Emotions Across Las Cruces (October 8, 2019), <https://kfoxtv.com/news/local/ranked-choice-voting-causing-mixed-emotions-across-las-cruces>
- 14 KVIA; Las Cruces City Council approves increasing minimum wage (September 8, 2014), <http://www.kvia.com/news/las-cruces-city-council-to-vote-on-minimum-wage-increase/27929274>
- 15 A May 2019 email from the County to a Common Cause employee looking for lodging in Las Cruces
- 16 NMSA § 1-1-7
- 17 PILF; Statutory Notice of Violation of National Voter Registration Act--Request for Meeting (April 7, 2020), <https://publicinterestlegal.org/files/NMSOS-Notice-of-NVRA-Violation.pdf>
- 18 PILF; Court Brief: Thousands of Dead, Duplicated Registrants Could Get Mail Ballots in New Mexico (April 8, 2020), <https://publicinterestlegal.org/blog/court-brief-thousands-of-dead-duplicated-registrants-could-get-mail-ballots-in-new-mexico/>
- 19 ABQ Journal; NM high court rejects mail ballot petition (April 14, 2020), <https://www.abq-journal.com/1443735/state-supreme-court-blocks-petition-for-all-mail-election.html>

PUBLIC INTEREST

LEGAL FOUNDATION

The Public Interest Legal Foundation, a 501(c)(3) non-profit organization, relies on contributions to conduct the research and develop findings like those contained in this report. PILF is the only organization performing this level of work with respect to voter registration system integrity in America. Time, travel, and technology help deliver new insights into our election systems to better educate citizens and policymakers alike. We also bring litigation to pry this public information from government officials when necessary. None of this would be possible without your support. Please help us expand our efforts by visiting publicinterestlegal.org/donate to offer your fully tax-deductible gift today.

Public Interest Legal Foundation
32 East Washington Street, Suite 1675
Indianapolis, Indiana 46204

publicinterestlegal.org
317.203.5599

APPENDIX E

SOS LETTER TO FAR-LEFT THIRD PARTY DISCUSSING ENHANCED ACCESS TO REGISTRATION DATABASE

Trujillo, Reyna A., SOS

From: Fresquez, Kari, SOS
Sent: Wednesday, August 1, 2018 2:36 PM
To: 'Melanie Aranda'
Subject: RE: OVR updates in New Mexico

Hi Melanie,

Call me when you have a few minutes to chat this afternoon. My number is 505-827-3622.

Thanks,
Kari

From: Melanie Aranda [mailto:maranda.ccp@gmail.com]
Sent: Wednesday, August 1, 2018 9:25 AM
To: Fresquez, Kari, SOS <Kari.Fresquez@state.nm.us>
Subject: Re: OVR updates in New Mexico

Hi Kari, sorry missed your call was in a meeting. Are you free this afternoon?

Thanks, Melanie

Melanie Aranda

Chief Operating Officer
Co-Director NM c3 Table

Center for Civic Policy

625 Silver Ave SW | Suite 320 | Albuquerque, NM 87102
Email: maranda.ccp@gmail.com
Office: 505-842-5539 | Fax: 505-242-1231 | Cell: 505-463-7067
Website: www.civicpolicy.com

On Jul 30, 2018, at 5:47 PM, Fresquez, Kari, SOS <Kari.Fresquez@state.nm.us> wrote:

You got it.

From: Jen Tolentino [mailto:jen@rockthevote.org]
Sent: Monday, July 30, 2018 5:39 PM
To: Fresquez, Kari, SOS <Kari.Fresquez@state.nm.us>
Cc: Melanie Aranda <maranda.ccp@gmail.com>; ToulouseOliver, Maggie, SOS <Maggie.TOliver@state.nm.us>; Varghese, Blezoo, SOS <blezoo.varghese@state.nm.us>
Subject: Re: OVR updates in New Mexico

Hey Kari,

Keep me in the loop on any update so we can make sure we're incorporating them on the Rock the Vote side if possible

Many thanks!

Jen

On Mon, Jul 30, 2018 at 11:35 AM, Fresquez, Kari, SOS <Kari.Fresquez@state.nm.us> wrote:

Hi Melanie,

I will give you a call shortly so we can discuss what is available to you that should meet your needs.

Thank you,
Kari

From: Melanie Aranda [mailto:maranda.ccp@gmail.com]

Sent: Monday, July 30, 2018 12:02 PM

To: ToulouseOliver, Maggie, SOS <Maggie.TOliver@state.nm.us>

Cc: Jen Tolentino <jen@rockthevote.org>; Fresquez, Kari, SOS <Kari.Fresquez@state.nm.us>; Varghese, Blezoo, SOS <blezoo.varghese@state.nm.us>

Subject: Re: OVR updates in New Mexico

Thanks Maggie!

Kari, doing a quick check-in. Can we get an update on when the SOS website has been updated so that we can get it linked to the Rock the Vote website. We hope to get a program launched in the next few weeks.

Thanks, Melanie

Melanie Aranda

Chief Operating Officer
Co-Director NM c3 Table

Center for Civic Policy

625 Silver Ave SW | Suite 320 | Albuquerque, NM 87102

Email: maranda.ccp@gmail.com

Office: 505-842-5539 | Fax: 505-242-1231 | Cell: 505-463-7067

Website: www.civicpolicy.com

On Jul 17, 2018, at 2:01 PM, ToulouseOliver, Maggie, SOS
<Maggie.TOliver@state.nm.us> wrote:

Hi Jen -

Thanks for reaching out and for the information. We'll look it over and look forward to future discussions!

Best,

Maggie

From: Jen Tolentino <jen@rockthevote.org>

Sent: Wednesday, July 11, 2018 4:55 PM

To: ToulouseOliver, Maggie, SOS; Fresquez, Kari, SOS; Varghese, Blezoo, SOS

Cc: Melanie Aranda
Subject: OVR updates in New Mexico

Hey all,

I wanted to circle back on our conversation regarding OVR and third-parties from last month. We're excited to utilize the updates the Sec. of State's office will be making available this year, so please send more details.

Additionally, I wanted to outline the updates we're hoping to eventually see in New Mexico to make voter registration in the field and via third-party web tools more seamless.

Essentially, we're asking for an update to how your OVR system accepts voter registration applications, removing the requirement that they are processed through your website. Instead, approved partners would be able to provide them directly to your system. I've attached a white paper on this approach to OVR, which we've termed "Connected OVR." Generally, this involves some technical enhancements such as building an API, or updating existing infrastructure to support third-parties. Ideally, in addition to increased flexibility to drop-off applications, we'd also be able to track the success of these applications with a feedback mechanism.

For the field, we'd no longer need a constant internet connection to register voters, and for the web, the user experience would be greatly improved -- right now they start on a partner page to ensure we get opt-ins and follow-up, and then continue onto the state website.

Both Pennsylvania and Virginia now offer this to approved third-parties and I'm sure they'd be happy to discuss the details with your office if you're interested. It's also worth noting that because the state is in control of the system, they are able to set the parameters for approving partners. There are a number of security and data checks we've completed to comply in both states that I'd recommend modeling.

Happy to discuss further, but I wanted to outline the request so we're all on the same page. Please keep us posted on developments for 2018 that we should make sure to use.

Best,
Jen

--

Jen Tolentino
Director of Policy & Civic Tech | Rock the Vote
[5782 W Jefferson Blvd, Los Angeles, CA 90016](https://www.rockthevote.org)
O: [202.719.9910](tel:202.719.9910) | C: [323.909.8627](tel:323.909.8627)
jen@rockthevote.org



The information contained in this e-mail may be proprietary and intended solely for the use of the individual or entity named above as the recipient. If the party receiving this message is not the intended recipient, or the employee responsible for delivering it to the intended recipient, you are hereby notified that any dissemination, distribution or unauthorized use of this communication, or any part thereof, is strictly prohibited. If you have received this e-mail in error, please notify the sender by e-mailing.

--

Jen Tolentino

Director of Policy & Civic Tech | Rock the Vote
[5782 W Jefferson Blvd, Los Angeles, CA 90016](https://www.rockthevote.org/5782-W-Jefferson-Blvd-Los-Angeles-CA-90016)

O: [202.719.9910](tel:202.719.9910) | C: [323.909.8627](tel:323.909.8627)

jen@rockthevote.org



The information contained in this e-mail may be proprietary and intended solely for the use of the individual or entity named above as the recipient. If the party receiving this message is not the intended recipient, or the employee responsible for delivering it to the intended recipient, you are hereby notified that any dissemination, distribution or unauthorized use of this communication, or any part thereof, is strictly prohibited. If you have received this e-mail in error, please notify the sender by e-mailing.

APPENDIX F

COERCIVE, UNSOLICITED VOTER REGISTRATION APPLICATION



March 25, 2020

Notice:

According to our review of publicly available records, no one at this address is currently registered to vote. If you have already registered at this address or are ineligible to vote, please disregard this notice. Otherwise, please fill out the enclosed registration form and send it in the pre-addressed, postage-paid envelope provided.

Most eligible citizens are registered to vote. As part of our ongoing voter registration program, we will review the publicly available voter file in eight weeks to see if you have sent your form. We would like to see you added to the list of registered voters.

To check your current voter status or to register online, please visit: nmvote.org

Thank you for your prompt attention to this important matter.

Sincerely,

Page Gardner
The Voter Participation Center

If you have recently updated your registration or are ineligible to vote, please disregard this notice.

Check your voter status at:
nmvote.org

P.S. Complete the form, enter your date of birth, sign, date, and send it in the enclosed pre-addressed, postage-paid envelope. Thank you.

Note: May 5, 2020 is the deadline to mail your registration form to vote in the statewide primary on June 2. You can also register online through May 5, 2020 or in person during the Early Voting Period (through May 30, 2020). You must be registered with a major party to vote in that party's primary election.

If you wish to be removed from our mailing list, email this code: NMAH011000 to unsubscribe@voterparticipation.org.

This mailing has been paid for by the Voter Participation Center (VPC). VPC is a non-government, nonprofit, and nonpartisan 501(c)(3) organization. Its New Mexico address is 223 N Guadalupe St #499, Santa Fe, NM 87501. (877) 255-6750 www.voterparticipation.org
VPC is not affiliated with any government agency or state/local election office.
© 2010-2020 The Voter Participation Center. All Rights Reserved.

How to Complete this Voter Registration Application:

Registration Deadline — 28 days before Election Day if registering online at NMVote.org or if submitting a paper voter registration form. However, same-day voter registration is available in 2020 during the early voting period at county clerks' offices.

Note: May 5, 2020 is the deadline to mail your registration form to vote in the statewide primary on June 2. You can also register online through May 5, 2020 or in person during the Early Voting Period (through May 30, 2020). You must be registered with a major party to vote in that party's primary election.

**If you wish to be removed from our mailing list, email this code: NMAH0111000
to unsubscribe@voterparticipation.org.**

This mailing has been paid for by the Voter Participation Center (VPC). VPC is a non-government, nonprofit, and nonpartisan 501(c)(3) organization. Its New Mexico address is 223 N Guadalupe St #499, Santa Fe, NM 87501. (877) 255-6750 www.voterparticipation.org
VPC is not affiliated with any government agency or state/local election office.
© 2010-2020 The Voter Participation Center. All Rights Reserved.

How to Complete this Voter Registration Application:

Registration Deadline — 28 days before Election Day if registering online at NMvote.org or if submitting a paper voter registration form. However, same-day voter registration is available in 2020 during the early voting period at county clerks' offices.

6. ID Number. Registration ID Requirements. If you are registering to vote in person or are currently registered to vote in New Mexico, no identification need be shown or attached to complete this registration. Pursuant to the HELP AMERICA VOTE ACT, if you are submitting this form yourself by mail (not through a Voter Registration Agent) and it is the first time you have registered in the state of New Mexico, you must submit a COPY of a photo ID issued by a government or educational institution or a COPY of a current utility bill, bank statement, paycheck or other government document that shows your name and address in this county. If you submit this information now you will avoid being required to show documentary identification at the polling place on Election Day. When registering in New Mexico you must include one of the following in the "ID Number" box (1) Last four digits of your social security number; (2) Your full social security number; or (3) Your full driver's license number.

7. Choice of Party. You must register with a party if you want to take part in that party's primary election, caucus, or convention.

8. Race or Ethnic Group. Leave blank.

9. Signature. To register in New Mexico you must:

- be a citizen of the United States
- be a resident of the State of New Mexico
- be 18 years of age at the time of the next election
- not have been denied the right to vote by a court of law by reason of mental incapacity and, if I have been convicted of a felony, I have completed all conditions of probation or parole, served the entirety of a sentence or have been granted a pardon by the Governor.

If you are not a U.S. citizen, you cannot register to vote.

NATIONAL VOTER REGISTRATION APPLICATION

Are you a citizen of the United States of America? Yes No
 Will you be 18 years old on or before election day? Yes No
If you checked "No" in response to either of these questions, do not complete form.
 (Please see state-specific instructions for rules regarding eligibility to register prior to age 18.)

This space for office use only.

1	<input type="checkbox"/> Mr. <input type="checkbox"/> Miss	Last Name	First Name	Middle Name(s)	<input type="checkbox"/> Jr.	
	<input type="checkbox"/> Mrs. <input type="checkbox"/> Ms.				<input type="checkbox"/> Sr.	
2	Home Address		Apt. or Lot #	City/Town	State	Zip Code
3	Address Where You Get Your Mail If Different From Above			City/Town	State	Zip Code
4	Date of Birth ____/____/____ Month Day Year		5 Telephone Number (optional)	6 ID Number - (See item 6 in the instructions for your State)		
7	Choice of Party (See item 7 in the instructions for your State)		8 Race or Ethnic Group (See item 8 in the instructions for your State)			

9 I have reviewed my state's instructions and I swear/affirm that:

- I am a United States citizen
- I meet the eligibility requirements of my state and subscribe to any oath required.
- The information I have provided is true to the best of my knowledge under penalty of perjury. If I have provided false information, I may be fined, imprisoned, or (if not a U.S. citizen) deported from or refused entry to the United States.

Please sign full name (or put mark) ▲
 Date: _____
 Month Day Year

If you are registering to vote for the first time: Please refer to the application instructions for information on submitting copies of valid identification documents with this form.

Please fill out the sections below if they apply to you.

If this application is for a **change of name**, what was your name before you changed it?

A	<input type="checkbox"/> Mr. <input type="checkbox"/> Miss	Last Name	First Name	Middle Name(s)	<input type="checkbox"/> Jr.
	<input type="checkbox"/> Mrs. <input type="checkbox"/> Ms.				<input type="checkbox"/> Sr.

If you were **registered before but this is the first time you are registering from the address in Box 2**, what was your address where you were registered before?

B	Street (or route and box number)	Apt. or Lot #	City/Town/County	State	Zip Code
---	----------------------------------	---------------	------------------	-------	----------

If you live in a rural area but do not have a street number, or if you have no address, please show on the map where you live.

C

- Write in the names of the crossroads (or streets) nearest to where you live.
- Draw an X to show where you live.
- Use a dot to show any schools, churches, stores, or other landmarks near where you live, and write the name of the landmark.

Example	Route #2	● Grocery Store
Public School ●		Woodchuck Road
		X

If the applicant is unable to sign, who helped the applicant fill out this application? Give name, address and phone number (phone number optional).

D	
---	--

APPENDIX G
RELEVANT PAGES OF
DOMINION INVOICES

DOMINION VOTING



1201 18th Street, Suite 210
Denver CO 80202 United States

This is an original invoice

Invoice Date	1/31/2019
Invoice #	DVS127709
Page	1

Bill To:

New Mexico State, NM
SOS-Finance
State Capitol North Annex, Suite 300
Santa Fe NM 87503

Ship To:

New Mexico State, NM
SOS-Finance
State Capitol North Annex, Suite 300
Santa Fe NM 87503

Purchase Order No.	Customer ID	Salesperson ID	Shipping Method	Payment Terms	Req Ship Date	Master No.
37000-1940000089	USNMNEWEX	MROMERO	BEST WAY	Net 30	1/31/2019	31,020

Ordered	Shipped	B/O	Item Description Item Number	Discount	Unit Price	Ext. Price
4.00	4.00	0.00	DVS Phone Support - Certification, ABS & EV Voting (Dates 9/25 - 11/03)	\$ 0.00	\$ 1,800.00	\$ 7,200.00
40.00	40.00	0.00	AES Onsite Support - Certification Support (Dates TBD - Units in Hours)	\$ 0.00	\$ 102.50	\$ 4,100.00
24.00	24.00	0.00	AES Onsite Support - Pollworker Training (Dates TBD - Units in Hours)	\$ 0.00	\$ 102.50	\$ 2,460.00
15.00	15.00	0.00	AES Phone Support for Early Voting (Dates TBD - Units in Hours)	\$ 0.00	\$ 102.50	\$ 1,537.50
71.00	71.00	0.00	AES Onsite Support for Early Voting (Date: 10/20 - Units in Hours)	\$ 0.00	\$ 102.50	\$ 7,277.50
150.00	150.00	0.00	AES Travel Hours for all Onsite Support - Travel Hours include Pollworker Training, Cert Support and all EV and ED support	\$ 0.00	\$ 102.50	\$ 15,375.00
36.00	36.00	0.00	Dominion Onsite Support for Election Day (Dates 11/5 - 11/7 - Units in Days) - 12 people in 6 regions for 3 days	\$ 0.00	\$ 820.00	\$ 29,520.00
475.00	475.00	0.00	AES Onsite Support for Election Day Dates 11/5 - 11/7 - Units in Hours) - 1 lead in 21 counties plus additional tabulator support	\$ 0.00	\$ 102.50	\$ 48,687.50
48.00	48.00	0.00	Election Day War Room Escalation Phone Support (2 people for 24 hour shift)	\$ 0.00	\$ 150.00	\$ 7,200.00

I HEREBY CERTIFY THAT ALL GOODS/
SERVICES WERE RECEIVED AND ARE
ACCOUNTED FOR.

RECEIVED BY: M. Vigil

DATE RECEIVED: 2/22/2019

APPROVED BY: *Whin*

What is "War Room Escalation" in additional to all other support line items. Why is Dominion providing strategy advice to the SOS?

REMIT TO: Dominion Voting Systems, Inc. P.O. Box 538214 Atlanta, GA 30353-8214	COURIER ADDRESS: Dominion Voting Systems, Inc. Lockbox #538214 1669 Phoenix Parkway, Suite 210 College Park, GA 30349	Subtotal	\$ 123,357.50
		Tax	\$ 10,408.29
		Freight	\$ 0.00
		Trade Discount	\$ 0.00
		Total	\$ 133,765.79

Comments:
State Contract#30-370-13-00011

DOMINION VOTING



1201 18th Street, Suite 210
Denver CO 80202 United States

This is an original invoice

Invoice Date	1/31/2019
Invoice #	DVS127709
Page	1

Bill To:

New Mexico State, NM
SOS-Finance
State Capitol North Annex, Suite 300
Santa Fe NM 87503

Ship To:

New Mexico State, NM
SOS-Finance
State Capitol North Annex, Suite 300
Santa Fe NM 87503

Purchase Order No.	Customer ID	Salesperson ID	Shipping Method	Payment Terms	Req Ship Date	Master No.
37000-1940000089	USNMNEWEX	MROMERO	BEST WAY	Net 30	1/31/2019	31,020

Ordered	Shipped	B/O	Item Description Item Number	Discount	Unit Price	Ext. Price
4.00	4.00	0.00	DVS Phone Support - Certification, ABS & EV Voting (Dates 9/25 - 11/03)	\$ 0.00	\$ 1,800.00	\$ 7,200.00
40.00	40.00	0.00	AES Onsite Support - Certification Support (Dates TBD - Units in Hours)	\$ 0.00	\$ 102.50	\$ 4,100.00
24.00	24.00	0.00	AES Onsite Support - Pollworker Training (Dates TBD - Units in Hours)	\$ 0.00	\$ 102.50	\$ 2,460.00
15.00	15.00	0.00	AES Phone Support for Early Voting (Dates TBD - Units in Hours)	\$ 0.00	\$ 102.50	\$ 1,537.50
71.00	71.00	0.00	AES Onsite Support for Early Voting (Date: 10/20 - Units in Hours)	\$ 0.00	\$ 102.50	\$ 7,277.50
150.00	150.00	0.00	AES Travel Hours for all Onsite Support - Travel Hours include Pollworker Training, Cert Support and all EV and ED support	\$ 0.00	\$ 102.50	\$ 15,375.00
36.00	36.00	0.00	Dominion Onsite Support for Election Day (Dates 11/5 - 11/7 - Units in Days) - 12 people in 6 regions for 3 days	\$ 0.00	\$ 820.00	\$ 29,520.00
475.00	475.00	0.00	AES Onsite Support for Election Day Dates 11/5 - 11/7 - Units in Hours) - 1 lead in 21 counties plus additional tabulator support	\$ 0.00	\$ 102.50	\$ 48,687.50
48.00	48.00	0.00	Election Day War Room Escalation Phone Support (2 people for 24 hour shift)	\$ 0.00	\$ 150.00	\$ 7,200.00

I HEREBY CERTIFY THAT ALL GOODS/
SERVICES WERE RECEIVED AND ARE
ACCOUNTED FOR.

RECEIVED BY: M. Vigil

DATE RECEIVED: 2/22/2019

APPROVED BY: [Signature]

What is "War Room Escalation" in
additional to all other support line
items. Why is Dominion providing
strategy advice to the SOS?

REMIT TO: Dominion Voting Systems, Inc. P.O. Box 538214 Atlanta, GA 30353-8214	COURIER ADDRESS: Dominion Voting Systems, Inc. Lockbox #538214 1669 Phoenix Parkway, Suite 210 College Park, GA 30349	Subtotal	\$ 123,357.50
		Tax	\$ 10,408.29
		Freight	\$ 0.00
		Trade Discount	\$ 0.00
		Total	\$ 133,765.79

Comments:
State Contract#30-370-13-00011




1201 18th Street, Suite 210
Denver, CO 80202 United States

This is an original invoice

Invoice Date	8/21/2019
Invoice #	DVS129330
Page	1

Bill To:



New Mexico State, NM
SOS-Finance
State Capitol North Annex, Suite 300
Santa Fe NM 87503

New Mexico State, NM
SOS-Finance
State Capitol North Annex, Suite 300
Santa Fe NM 87503

Purchase Order No.	Customer ID	Salesperson ID	Shipping Method	Payment Terms	Req Ship Date	Master No.
37000-1940000210	USNMNEWMEX	MROMERO	BEST WAY	Net 30	8/21/2019	32,909

Ordered	Shipped	B/O	Item Description	Discount	Unit Price	Ext. Price
41,176	41,176	0	NM 2019 Local Election - Ballot Stock - 14 inch Ballot Stock	\$ 0.00	\$ 0.34	\$ 13,999.84

CERTIFICATION
I, Veronica Albin hereby certify that
the items listed on the attached invoice were received
and accepted by this agency on or before June 30, 2019
I also certify that adequate cash and budget existed.
Signed: Albin Date: 08/30/2019
CHIEF FINANCIAL OFFICER

REMIT TO: Dominion Voting Systems, Inc. P.O. Box 538214 Atlanta, GA 30353-8214	COURIER ADDRESS: Dominion Voting Systems, Inc. Lockbox #538214 1669 Phoenix Parkway, Suite 210 College Park, GA 30349	Subtotal	\$ 13,999.84
		Tax	\$ 0.00
		Freight	\$ 0.00
		Trade Discount	\$ 0.00
		Total	\$ 13,999.84

Comments:



Invoice Date	9/26/2019
Invoice #	DVS129588
Page	1

1201 18th Street, Suite 210
Denver CO 80202 United States

Bill To:

New Mexico State, NM
SOS-Finance
State Capitol North Annex, Suite 300
Santa Fe NM 87503

Ship To:

New Mexico State, NM
SOS-Finance
State Capitol North Annex, Suite 300
Santa Fe NM 87503

Purchase Order No.	Customer ID	Salesperson ID	Shipping Method	Payment Terms	Req Ship Date	Master No.
	USNMNEWMEX	MROMERO	BEST WAY	Net 30	9/26/2019	33,279
Ordered	Shipped	B/O	Item Description	Discount	Unit Price	Ext. Price
33	33	0	07/01/19-06/30/20 Democracy Suite RTR & Test Deck Creation Software License	\$ 0.00	\$ 2,000.00	\$ 66,000.00
15	15	0	07/01/19-06/30/20 Image Cast Central (ICC) License Fee	\$ 0.00	\$ 1,264.00	\$ 18,960.00
425	425	0	07/01/19-06/30/20 Image Cast Precinct (ICP) License Fee	\$ 0.00	\$ 99.00	\$ 42,075.00
1,302	1,302	0	07/01/19-06/30/20 Image Cast Evolution (ICE) License Fee	\$ 0.00	\$ 99.00	\$ 128,898.00

Vote fractionalizing software, tied to "test deck creation" in this line item which is also associated with their pre-printed ballots

I HEREBY CERTIFY THAT ALL GOODS/ SERVICES WERE RECEIVED AND ARE ACCOUNTED FOR.

RECEIVED BY: per Mandy Vigil
DATE RECEIVED: 11/4/2019
APPROVED BY: [Signature]

REMIT TO:
Dominion Voting Systems, Inc.
P.O. Box 538214
Atlanta, GA 30353-8214

COURIER ADDRESS:
Dominion Voting Systems, Inc.
Lockbox #538214
1669 Phoenix Parkway, Suite 210
College Park, GA 30349

Subtotal	\$ 255,933.00
Tax	\$ 0.00
Freight	\$ 0.00
Trade Discount	\$ 0.00
Total	\$ 255,933.00

Comments:
Per NM State Agreement and all amendments. State Contract #30-370-13-0001. Coverage Period: Jul 1, 2019 - Jun 30, 2020.

This is an original invoice

**DOMINION
VOTING**



1201 18th Street, Suite 210
Denver CO 80202 United States

Invoice Date	10/31/2019
Invoice #	DVS130493
Page	1

Bill To:

New Mexico State, NM
SOS-Finance
State Capitol North Annex, Suite 300
Santa Fe NM 87503

Ship To:

New Mexico State, NM
SOS-Finance
State Capitol North Annex, Suite 300
Santa Fe NM 87503

Purchase Order No.		Customer ID	Salesperson ID	Shipping Method	Payment Terms	Req Ship Date	Master No.
		USNMNEWMEX	MROMERO	BEST WAY	Net 30	10/31/2019	33,883
Ordered	Shipped	B/O	Item Description	Item Number	Discount	Unit Price	Ext. Price
304	304	0	07/01/19-06/30/20 ICP Warranty & PM		\$ 0.00	\$ 165.00	\$ 50,160.00
858	858	0	07/01/19-06/30/20 ICE Warranty & PM		\$ 0.00	\$ 265.00	\$ 227,370.00
12	12	0	07/01/19-06/30/20 ICC Warranty & PM		\$ 0.00	\$ 2,500.00	\$ 30,000.00

I HEREBY CERTIFY THAT ALL GOODS/
SERVICES WERE RECEIVED AND ARE
ACCOUNTED FOR.

RECEIVED BY: per Mandy Vigil
DATE RECEIVED: 11/13/2019
APPROVED BY: [Signature]

What is this enormous warranty item
in addition to large "preventive
maintenance"

REMIT TO:
Dominion Voting Systems, Inc.
P.O. Box 538214
Atlanta, GA 30353-8214

COURIER ADDRESS:
Dominion Voting Systems, Inc.
Lockbox #538214
1669 Phoenix Parkway, Suite 210
College Park, GA 30349

Subtotal	\$ 307,530.00
Tax	\$ 0.00
Freight	\$ 0.00
Trade Discount	\$ 0.00
Total	\$ 307,530.00

Comments:

Coverage Period: Jul 1, 2019 - Jun 30, 2020



This is an original invoice

Invoice Date	11/12/2019
Invoice #	DVS130493R
Page	1

1201 18th Street, Suite 210
Denver CO 80202 United States

Bill To:

New Mexico State, NM
SOS-Finance
State Capitol North Annex, Suite 300
Santa Fe NM 87503

Ship To:

New Mexico State, NM
SOS-Finance
State Capitol North Annex, Suite 300
Santa Fe NM 87503

Purchase Order No.		Customer ID	Salesperson ID	Shipping Method	Payment Terms	Req Ship Date	Master No.
37000-2000000078		USNMNEWMEX	MROMERO	BEST WAY	Net 30	11/12/2019	33,946
Ordered	Shipped	B/O	Item Description	Item Number	Discount	Unit Price	Ext. Price
304	304	0	07/01/19-06/30/20 ICP Warranty & PM		\$ 0.00	\$ 165.00	\$ 50,160.00
733	733	0	07/01/19-06/30/20 ICE Warranty & PM		\$ 0.00	\$ 265.00	\$ 194,245.00
12	12	0	07/01/19-06/30/20 ICC Warranty & PM		\$ 0.00	\$ 2,500.00	\$ 30,000.00

What is this enormous warranty item in addition to large "preventive maintenance"

I HEREBY CERTIFY THAT ALL GOODS/
SERVICES WERE RECEIVED AND ARE
ACCOUNTED FOR.

RECEIVED BY: Nina Armijo

DATE RECEIVED: 12/2/2019

APPROVED BY: [Signature]

REMIT TO:
Dominion Voting Systems, Inc.
P.O. Box 538214
Atlanta, GA 30353-8214

COURIER ADDRESS:
Dominion Voting Systems, Inc.
Lockbox #538214
1669 Phoenix Parkway, Suite 210
College Park, GA 30349

Subtotal	\$ 274,405.00
Tax	\$ 0.00
Freight	\$ 0.00
Trade Discount	\$ 0.00
Total	\$ 274,405.00

Comments:

Coverage Period: Jul 1, 2019 - Jun 30, 2020



This is an original invoice

Invoice Date	11/20/2019
Invoice #	DVS130683
Page	1

1201 18th Street, Suite 210
Denver CO 80202 United States

Bill To:

New Mexico State, NM
SOS-Finance
State Capitol North Annex, Suite 300
Santa Fe NM 87503

Ship To:

New Mexico State, NM
SOS-Finance
State Capitol North Annex, Suite 300
Santa Fe NM 87503

Purchase Order No.	Customer ID	Salesperson ID	Shipping Method	Payment Terms	Req Ship Date	Master No.
37000-2000000073	USNMNEWMEX	MROMERO	BEST WAY	Net 30	11/20/2019	34,094

Ordered	Shipped	B/O	Item Description	Discount	Unit Price	Ext. Price
---------	---------	-----	------------------	----------	------------	------------

1	1	0	07/01/19-06/30/20 Rank Choice Voting Annual License	\$ 0.00	\$ 70,000.00	\$ 70,000.00
---	---	---	---	---------	--------------	--------------

Vote fractionalizing software.

I HEREBY CERTIFY THAT ALL GOODS/
SERVICES WERE RECEIVED AND ARE
ACCOUNTED FOR.

RECEIVED BY: Nina Armijo

DATE RECEIVED: 12/23/2019

APPROVED BY: [Signature]

REMIT TO:
Dominion Voting Systems, Inc.
P.O. Box 538214
Atlanta, GA 30353-8214

COURIER ADDRESS:
Dominion Voting Systems, Inc.
Lockbox #538214
1669 Phoenix Parkway, Suite 210
College Park, GA 30349

Subtotal	\$ 70,000.00
Tax	\$ 0.00
Freight	\$ 0.00
Trade Discount	\$ 0.00
Total	\$ 70,000.00

Comments:

Coverage Period: Jul 1, 2019 - Jun 30, 2020

This is an original invoice



1201 18th Street, Suite 210
Denver CO 80202 United States

Invoice Date	11/20/2019
Invoice #	DVS130684
Page	1

Bill To:

New Mexico State, NM
SOS-Finance
State Capitol North Annex, Suite 300
Santa Fe NM 87503

Ship To:

New Mexico State, NM
SOS-Finance
State Capitol North Annex, Suite 300
Santa Fe NM 87503

Purchase Order No.	Customer ID	Salesperson ID	Shipping Method	Payment Terms	Req Ship Date	Master No.
37000-2000000059	USNMNEWMEX	MROMERO	BEST WAY	Net 30	11/20/2019	34,095

Ordered	Shipped	B/O	Item Description Item Number	Discount	Unit Price	Ext. Price
4.00	4.00	0.00	DVS Phone Support - Certification, ABS & EV Voting (Dates 9/25 -	\$ 0.00	\$ 1,800.00	\$ 7,200.00
40.00	40.00	0.00	AES Onsite Support - Certification Support (Dates TBD - Units in	\$ 0.00	\$ 102.50	\$ 4,100.00
24.00	24.00	0.00	AES Onsite Support - Pollworker Training (Dates TBD - Units in Ho	\$ 0.00	\$ 102.50	\$ 2,460.00
15.00	15.00	0.00	AES Phone Support for Early Voting (Dates TBD - Units in Hours)	\$ 0.00	\$ 102.50	\$ 1,537.50
71.00	71.00	0.00	AES Onsite Support for Early Voting (Date: 10/19 - Units in Hours	\$ 0.00	\$ 102.50	\$ 7,277.50
150.00	150.00	0.00	AES Travel Hours for all Onsite Support - see detail in line belo Travel Hours include Pollworker Training, Cert Support and all EV and ED support	\$ 0.00	\$ 102.50	\$ 15,375.00
36.00	36.00	0.00	Dominion Onsite Support for Election Day - (Dates 11/4 - 11/6 - Units in Days) - 12 people in 6 regions for 3 days	\$ 0.00	\$ 820.00	\$ 29,520.00
475.00	475.00	0.00	AES Onsite Support for Election Day (Dates 11/4 - 11/6 - Units in Hours) - 1 lead in 21 counties plus additional tabulator support	\$ 0.00	\$ 102.50	\$ 48,687.50
48.00	48.00	0.00	Election Day War Room Escalation Phone Support (2 people for 24 hour shift)	\$ 0.00	\$ 150.00	\$ 7,200.00

I HEREBY CERTIFY THAT ALL GOODS/
SERVICES WERE RECEIVED AND ARE
ACCOUNTED FOR.

RECEIVED BY: per Mandy Vigil
DATE RECEIVED: 12/23/2019
APPROVED BY: [Signature]

What is "War Room Escalation in addition to all other support line items. Why is Dominion providing strategy advice to the SOS?"

REMIT TO:
Dominion Voting Systems, Inc.
P.O. Box 538214
Atlanta, GA 30353-8214

COURIER ADDRESS:
Dominion Voting Systems, Inc.
Lockbox #538214
1669 Phoenix Parkway, Suite 210
College Park, GA 30349

Subtotal	\$ 123,357.50
Tax	\$ 10,408.29
Freight	\$ 0.00
Trade Discount	\$ 0.00
Total	\$ 133,765.79

Comments:



STATE OF NEW MEXICO
 SECRETARY OF STATE
 State Capitol North Annex
 Santa Fe, NM 87503

ACH Remittance Advice

State of New Mexico
 Department of Finance & Administration

DOMINION VOTING SYSTEMS INC
 PO BOX 538214
 ATLANTA, GA 30353-8214
 United States

Date	Payment Amount	Reference
Jan/09/2020	\$184,424.02	3000888376

NON-NEGOTIABLE

Business Unit : 37000		Payment Date: 01/09/2020			Reference: 3000888376	
Invoice Number	Invoice Date	Voucher ID	Gross Amount	Discounts	Late Charges	Paid Amount
DVS130685	Nov/20/2019	20000225	152,155.16	0.00	0.00	152,155.16
<i>Database Programming for Thirty-Three (33) NM Counties 2019</i>						
DVS130686	Nov/20/2019	20000226	32,268.86	0.00	0.00	32,268.86
<i>Pre-Printed Official Ballots, Test Decks and Shipping</i>						
Supplier Number	Name			Bank Charge	Transfer Cost Cd	
0000106196	DOMINION VOTING SYSTEMS INC			\$0.00		
Reference	Date	Total Gross Amt	Total Discounts	Total Late Charges	Total Paid Amt	
3000888376	Jan/09/2020	\$184,424.02	\$0.00	\$0.00	\$184,424.02	

This is an original invoice

**DOMINION
VOTING**



1201 18th Street, Suite 210
Denver CO 80202 United States

Invoice Date	11/20/2019
Invoice #	DVS130686
Page	1

Bill To:

New Mexico State, NM
SOS-Finance
State Capitol North Annex, Suite 300
Santa Fe NM 87503

Ship To:

New Mexico State, NM
SOS-Finance
State Capitol North Annex, Suite 300
Santa Fe NM 87503

Purchase Order No.	Customer ID	Salesperson ID	Shipping Method	Payment Terms	Req Ship Date	Master No.
37000-2000000075	USNMNEWMEX	MROMERO	BEST WAY	Net 30	11/20/2019	34,097

Ordered	Shipped	B/O	Item Description	Discount	Unit Price	Ext. Price
			<u>Item Number</u>			
1	1	0	NM 2019 Regular Local Election - Pre-Printed Official Ballots	\$ 0.00	\$ 27,699.75	\$ 27,699.75
1	1	0	NM 2019 Regular Local Election - Pre-Filled Test Decks	\$ 0.00	\$ 17,035.46	\$ 17,035.46
1	1	0	Shipping and Handling	\$ 0.00	\$ 1,533.49	\$ 1,533.49
(1)	(1)	0	Discount (previous billed ballot stock)	\$ 0.00	\$ 13,999.84	(\$ 13,999.84)

I HEREBY CERTIFY THAT ALL GOODS/
SERVICES WERE RECEIVED AND ARE
ACCOUNTED FOR.

RECEIVED BY: per Mandy Vigil
DATE RECEIVED: 12/23/2019
APPROVED BY: [Signature]

REMIT TO:
Dominion Voting Systems, Inc.
P.O. Box 538214
Atlanta, GA 30353-8214

COURIER ADDRESS:
Dominion Voting Systems, Inc.
Lockbox #538214
1669 Phoenix Parkway, Suite 210
College Park, GA 30349

Subtotal	\$ 32,268.86
Tax	\$ 0.00
Freight	\$ 0.00
Trade Discount	\$ 0.00
Total	\$ 32,268.86

Comments:

This is an original invoice

DOMINION VOTING



1201 18th Street, Suite 210
Denver CO 80202 United States

Invoice Date	4/10/2020
Invoice #	DVS133027
Page	1

Bill To:

New Mexico State, NM
Mandy Vigil
State Capitol North Annex, Suite 300
Santa Fe NM 87503

Ship To:

New Mexico State, NM
Mandy Vigil
State Capitol North Annex, Suite 300
Santa Fe NM 87503

Purchase Order No.	Customer ID	Salesperson ID	Shipping Method	Payment Terms	Req Ship Date	Master No.
37000-2000000112	USNMNEWMEX	MROMERO	BEST WAY	Net 30	4/10/2020	36,143

Ordered	Shipped	B/O	Item Description	Discount	Unit Price	Ext. Price
---------	---------	-----	------------------	----------	------------	------------

1.00	1.00	0.00	2020 Primary New Mexico Onsite Preventative Maintenance (January 2020 - March 2020)	\$ 0.00	\$ 151,262.00	\$ 151,262.00
------	------	------	---	---------	---------------	---------------

I HEREBY CERTIFY THAT ALL GOODS/ SERVICES WERE RECEIVED AND ARE ACCOUNTED FOR.

RECEIVED BY: per Mandy Vigil

DATE RECEIVED: 05/28/2020

APPROVED BY: *[Signature]*

REMIT TO:
Dominion Voting Systems, Inc.
P.O. Box 538214
Atlanta, GA 30353-8214

COURIER ADDRESS:
Dominion Voting Systems, Inc.
Lockbox #538214
1669 Phoenix Parkway, Suite 210
College Park, GA 30349

Subtotal	\$ 151,262.00
Tax	\$ 0.00
Freight	\$ 0.00
Trade Discount	\$ 0.00
Total	\$ 151,262.00

Comments:

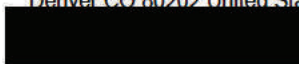


1201 18th Street, Suite 210
Denver CO 80202 United States

This is an original invoice

Invoice Date	7/10/2020
Invoice #	DVS134993
Page	1

Bill To:



Ship To:

New Mexico State, NM
Maggie Toulouse-Oliver
State Capitol North Annex, Suite 300
Santa Fe NM 87503

New Mexico State, NM
Maggie Toulouse-Oliver
State Capitol North Annex, Suite 300
Santa Fe NM 87503

Purchase Order No.	Customer ID	Salesperson ID	Shipping Method	Payment Terms	Req Ship Date	Master No.
37000-2000000170	USNMNEWMEX	MROMERO	BEST WAY	Net 30	7/10/2020	37,904

Ordered	Shipped	B/O	Item Description Item Number	Discount	Unit Price	Ext. Price
4.00	4.00	0.00	DVS Phone Support - Certification, ABS & EV Voting	\$ 0.00	\$ 1,800.00	\$ 7,200.00
40.00	40.00	0.00	AES Onsite Support - Certification Support	\$ 0.00	\$ 102.50	\$ 4,100.00
24.00	24.00	0.00	AES Onsite Support - Pollworker Training	\$ 0.00	\$ 102.50	\$ 2,460.00
15.00	15.00	0.00	AES Phone Support for Early Voting	\$ 0.00	\$ 102.50	\$ 1,537.50
71.00	71.00	0.00	AES Onsite Support for Early Voting	\$ 0.00	\$ 102.50	\$ 7,277.50
150.00	150.00	0.00	AES Travel Hours for all Onsite Support - see detail in line belo Travel Hours include Pollworker Training, Cert Support and all EV and ED support	\$ 0.00	\$ 102.50	\$ 15,375.00
36.00	36.00	0.00	Dominion Onsite Support for Election Day - 12 people in 6 regions for 3 days	\$ 0.00	\$ 820.00	\$ 29,520.00
475.00	475.00	0.00	AES Onsite Support for Election Day - 1 lead in 21 counties plus additional tabulator support	\$ 0.00	\$ 102.50	\$ 48,687.50
48.00	48.00	0.00	Election Day War Room Escalation Phone Support - (2 people for 24 hour shift)	\$ 0.00	\$ 150.00	\$ 7,200.00

I HEREBY CERTIFY THAT ALL GOODS/
SERVICES WERE RECEIVED AND ARE
ACCOUNTED FOR.

RECEIVED BY: Justin P. O'Shea

DATE RECEIVED: 07/13/2020

APPROVED BY: *Alvin*

What is "War Room Escalation in addition to all other support line items. Why is Dominion providing strategy advice to the SOS?"

REMIT TO:
Dominion Voting Systems, Inc.
P.O. Box 538214
Atlanta, GA 30353-8214

COURIER ADDRESS:
Dominion Voting Systems, Inc.
Lockbox #538214
1669 Phoenix Parkway, Suite 210
College Park, GA 30349

Subtotal	\$ 123,357.50
Tax	\$ 10,408.29
Freight	\$ 0.00
Trade Discount	\$ 0.00
Total	\$ 133,765.79

Comments:



1201 18th Street, Suite 210
Denver CO 80202 United States

This is an original invoice

Invoice Date	7/10/2020
Invoice #	DVS134994
Page	1

Bill To:

New Mexico State, NM
Maggie Toulouse-Oliver
State Capitol North Annex, Suite 300
Santa Fe NM 87503

Ship To:

New Mexico State, NM
Maggie Toulouse-Oliver
State Capitol North Annex, Suite 300
Santa Fe NM 87503

Purchase Order No.	Customer ID	Salesperson ID	Shipping Method	Payment Terms	Req Ship Date	Master No.
37000-2000000171	USNMNEWMEX	MROMERO	BEST WAY	Net 30	7/10/2020	37,905

Ordered	Shipped	B/O	Item Description	Discount	Unit Price	Ext. Price
---------	---------	-----	------------------	----------	------------	------------

			Item Number			
--	--	--	-------------	--	--	--

1	1	0	NM 2020 Primary Election - Pre-Printed Official Ballots	\$ 0.00	\$ 19,484.85	\$ 19,484.85
---	---	---	---	---------	--------------	--------------

1	1	0	NM 2020 Primary Election - Pre-Filled Test Decks	\$ 0.00	\$ 29,407.20	\$ 29,407.20
---	---	---	--	---------	--------------	--------------

1	1	0	Shipping and Handling	\$ 0.00	\$ 2,390.00	\$ 2,390.00
---	---	---	-----------------------	---------	-------------	-------------

I HEREBY CERTIFY THAT ALL GOODS/
SERVICES WERE RECEIVED AND ARE
ACCOUNTED FOR.

RECEIVED BY: Justin P. O'Shea

DATE RECEIVED: 07/13/2020

APPROVED BY: *[Signature]*

REMIT TO:
Dominion Voting Systems, Inc.
P.O. Box 538214
Atlanta, GA 30353-8214

COURIER ADDRESS:
Dominion Voting Systems, Inc.
Lockbox #538214
1669 Phoenix Parkway, Suite 210
College Park, GA 30349

Subtotal	\$ 51,282.05
Tax	\$ 0.00
Freight	\$ 0.00
Trade Discount	\$ 0.00
Total	\$ 51,282.05

Comments:



1201 18th Street, Suite 210
Denver CO 80202 United States

Invoice Date	8/11/2020
Invoice #	DVS135481
Page	1

Bill To:



New Mexico State, NM
Maggie Toulouse-Oliver
State Capitol North Annex, Suite 300
Santa Fe NM 87503

Ship To:

New Mexico State, NM
Maggie Toulouse-Oliver
State Capitol North Annex, Suite 300
Santa Fe NM 87503

Purchase Order No.	Customer ID	Salesperson ID	Shipping Method	Payment Terms	Req Ship Date	Master No.
SF0010728	USNMNEWMEX	MROMERO	BEST WAY	Net 30	8/11/2020	38,557

Ordered	Shipped	B/O	Item Description Item Number	Discount	Unit Price	Ext. Price
23.00	23.00	0.00	07/01/20-06/30/21 ICC PM - G1130	\$ 0.00	\$ 1,236.00	\$ 28,428.00
1,614.00	1,614.00	0.00	07/01/20-06/30/21 ICE PM	\$ 0.00	\$ 30.00	\$ 48,420.00
23	23	0	07/01/20-06/30/21 ICC Annual Hardware Warranty - G1130	\$ 0.00	\$ 1,264.00	\$ 29,072.00
1,614	1,614	0	07/01/20-06/30/21 ICE Annual Hardware Warranty	\$ 0.00	\$ 235.00	\$ 379,290.00

↑
 What is this enormous warranty item
 in addition to large "preventive
 maintenance"

REMIT TO: Dominion Voting Systems, Inc. P.O. Box 538214 Atlanta, GA 30353-8214	COURIER ADDRESS: Dominion Voting Systems, Inc. Lockbox #538214 1669 Phoenix Parkway, Suite 210 College Park, GA 30349	Subtotal	\$ 485,210.00
		Tax	\$ 0.00
		Freight	\$ 0.00
		Trade Discount	\$ 0.00
		Total	\$ 485,210.00

Comments:

Coverage Period: Jul 1, 2020 - Jun 30, 2021



1201 18th Street, Suite 210
Denver CO 80202 United States

Invoice Date	8/11/2020
Invoice #	DVS135482
Page	1

Bill To:

New Mexico State, NM
Maggie Toulouse-Oliver
State Capitol North Annex, Suite 300
Santa Fe NM 87503

Ship To:

New Mexico State, NM
Maggie Toulouse-Oliver
State Capitol North Annex, Suite 300
Santa Fe NM 87503

Purchase Order No.	Customer ID	Salesperson ID	Shipping Method	Payment Terms	Req Ship Date	Master No.
SF0010727	USNMNEWMEX	MROMERO	BEST WAY	Net 30	8/11/2020	38,559

Ordered	Shipped	B/O	Item Description Item Number	Discount	Unit Price	Ext. Price
33	33	0	07/01/20-06/30/21 Democracy Suite Light Annual License	\$ 0.00	\$ 2,000.00	\$ 66,000.00
23	23	0	07/01/20-06/30/21 ImageCast Central Annual License - G1130	\$ 0.00	\$ 1,264.00	\$ 29,072.00
1,614	1,614	0	07/01/20-06/30/21 ImageCast Evolution Annual License	\$ 0.00	\$ 99.00	\$ 159,786.00
1	1	0	07/01/20-06/30/21 Rank Choice Voting Annual License	\$ 0.00	\$ 70,000.00	\$ 70,000.00

Vote fractionalizing software.
The SOS buys this in years
where there are no ranked-
choice elections on the ballot.
Why?

REMIT TO:
Dominion Voting Systems, Inc.
P.O. Box 538214
Atlanta, GA 30353-8214

COURIER ADDRESS:
Dominion Voting Systems, Inc.
Lockbox #538214
1669 Phoenix Parkway, Suite 210
College Park, GA 30349

Subtotal	\$ 324,858.00
Tax	\$ 0.00
Freight	\$ 0.00
Trade Discount	\$ 0.00
Total	\$ 324,858.00

Comments:



1201 18th Street, Suite 210
Denver CO 80202 United States

Invoice Date	10/23/2020
Invoice #	DVS137146
Page	1

Bill To:

New Mexico State, NM
Maggie Toulouse-Oliver
State Capital North Annex, Suite 300
Santa Fe NM 87503

Ship To:

New Mexico State, NM
Francisco Padilla
100 Sun Ave NE, Suite 650
Albuquerque NM 87109

Purchase Order No.	Customer ID	Salesperson ID	Shipping Method	Payment Terms	Req Ship Date	Master No.
37000-2100000112	USNMNEWMEX	MROMERO	BEST WAY	Net 30	10/16/2020	39,971

Ordered	Shipped	B/O	Item Description	Discount	Unit Price	Ext. Price
			Item Number			
7	7	0	175-000053 EMS Adjudication Workstation Kit (3431)	\$ 0.00	\$ 1,700.00	\$ 11,900.00
7	7	0	DEVICE CAL, MICROSOFT SQL SERVER 2017, SINGLE LICENSE, M	\$ 0.00	\$ 0.00	\$ 0.00
7	7	0	Monitor-24" LED HD-P2419H	\$ 0.00	\$ 0.00	\$ 0.00
7	7	0	PATCH CABLE, CAT6, 25 FT. , WHITE	\$ 0.00	\$ 0.00	\$ 0.00
7	7	0	DELL PRECISION CLIENT WORKSTATION 3431 SFF 16GB RAM, 500	\$ 0.00	\$ 0.00	\$ 0.00

CF5GH03	1
CF0JH03	1
CF38H03	1
CF5DH03	1
J8CL903	1
CF7GH03	1
CF3DH03	1

Only 7 adjudication stations. This alone means all tabulators are connected to the internet.

REMIT TO: Dominion Voting Systems, Inc. P.O. Box 538214 Atlanta, GA 30353-8214	COURIER ADDRESS: Dominion Voting Systems, Inc. Lockbox #538214 1669 Phoenix Parkway, Suite 210 College Park, GA 30349	Subtotal	\$ 11,900.00
		Tax	\$ 0.00
		Freight	\$ 439.90
		Trade Discount	\$ 0.00
		Total	\$ 12,339.90

Comments:





1201 18th Street, Suite 210
Denver CO 80202 United States

Invoice Date	11/24/2020
Invoice #	DVS137692
Page	1

Bill To:

New Mexico State, NM
Maggie Toulouse-Oliver
State Capital North Annex, Suite 300
Santa Fe NM 87503

Ship To:

New Mexico State, NM
Maggie Toulouse-Oliver
325 Don Gaspar, Suite 300
Santa Fe NM 87501

Purchase Order No.	Customer ID	Salesperson ID	Shipping Method	Payment Terms	Req Ship Date	Master No.
21000000160	USNMNEWMEX	MROMERO	BEST WAY	Net 30	11/24/2020	40,957

Ordered	Shipped	B/O	Item Description	Discount	Unit Price	Ext. Price
1.00	1.00	0.00	Democracy Suite EMS Programming - Remote (/day)	\$ 0.00	\$ 140,316.00	\$ 140,316.00

Remote programming so close to election day? Means equipment is connected to the internet. Was this done before or after the deadline for changes to election equipment?

REMIT TO:
Dominion Voting Systems, Inc.
P.O. Box 538214
Atlanta, GA 30353-8214

COURIER ADDRESS:
Dominion Voting Systems, Inc.
Lockbox #538214
1669 Phoenix Parkway, Suite 210
College Park, GA 30349

Subtotal	\$ 140,316.00
Tax	\$ 11,839.16
Freight	\$ 0.00
Trade Discount	\$ 0.00
Total	\$ 152,155.16

Comments:
NM 2020 General Election Programming


DOMINION VOTING



1201 18th Street, Suite 210
Denver CO 80202 United States

Invoice Date	11/23/2020
Invoice #	DVS137830
Page	1

Bill To:



New Mexico State, NM
Maggie Toulouse-Oliver
State Capital North Annex, Suite 300
Santa Fe NM 87503

Ship To:

New Mexico State, NM
Maggie Toulouse-Oliver
325 Don Gaspar, Suite 300
Santa Fe NM 87503

Purchase Order No.	Customer ID	Salesperson ID	Shipping Method	Payment Terms	Req Ship Date	Master No.
	USNMNEWMEX	MROMERO	BEST WAY	Net 30	11/23/2020	41,077

Ordered	Shipped	B/O	Item Description	Discount	Unit Price	Ext. Price
			Item Number			
1.00	1.00	0.00	NM General Election 2020 - Pre-Printed Official Ballots	\$ 0.00	\$ 10,000.00	\$ 10,000.00
1.00	1.00	0.00	NM General Election 2020 - Pre-Filled Test Decks	\$ 0.00	\$ 11,228.40	\$ 11,228.40
1	1	0	Freight	\$ 0.00	\$ 275.74	\$ 275.74

REMIT TO:
Dominion Voting Systems, Inc.
P.O. Box 538214
Atlanta, GA 30353-8214

COURIER ADDRESS:
Dominion Voting Systems, Inc.
Lockbox #538214
1669 Phoenix Parkway, Suite 210
College Park, GA 30349

Subtotal	\$ 21,504.14
Tax	\$ 1,791.16
Freight	\$ 0.00
Trade Discount	\$ 0.00
Total	\$ 23,295.30


Comments:



1201 18th Street, Suite 210
Denver CO 80202 United States

Invoice Date	11/24/2020
Invoice #	DVS137832
Page	1

Bill To:



New Mexico State, NM
Maggie Toulouse-Oliver
State Capital North Annex, Suite 300
Santa Fe NM 87503

Ship To:

New Mexico State, NM
1000 Central Avenue, Suite 240
Los Alamos NM 87544

Purchase Order No.		Customer ID	Salesperson ID	Shipping Method	Payment Terms	Req Ship Date	Master No.											
		USNMNEWMEX	MROMERO	BEST WAY	Net 30	11/24/2020	41,146											
Ordered	Shipped	B/O	Item Description Item Number	Discount	Unit Price	Ext. Price												
4.00	4.00	0.00	DVS Phone Support-Certification, ABS & EV Voting (Dates 10/6- 10/31)	\$ 0.00	\$ 1,800.00	\$ 7,200.00												
40.00	40.00	0.00	AES Onsite Support - Certification Support	\$ 0.00	\$ 102.50	\$ 4,100.00												
24.00	24.00	0.00	AES Onsite Support - Pollworker Training	\$ 0.00	\$ 102.50	\$ 2,460.00												
15.00	15.00	0.00	AES Phone Support for Early Voting	\$ 0.00	\$ 102.50	\$ 1,537.50												
71.00	71.00	0.00	AES Onsite Support for Early Voting (Date:10/17- Units in Hours)	\$ 0.00	\$ 102.50	\$ 7,277.50												
150.00	150.00	0.00	AES Travel Hours for all Onsite Support-see detail in line below Travel Hours include Pollworker Training, Cert Support and all EV and ED support	\$ 0.00	\$ 102.50	\$ 15,375.00												
48.00	48.00	0.00	Dominion Onsite Support for Election Day - (Date 11/2 - 11/4) (Units in Days) - 16 people in 6 regions for 3 days	\$ 0.00	\$ 820.00	\$ 39,360.00												
375.00	375.00	0.00	AES Onsite Support for EleAES Onsite Support for Election Day (Units in Hours)1 lead in 17 counties plus additional tabulator support	\$ 0.00	\$ 102.50	\$ 38,437.50												
48.00	48.00	0.00	Election Day War Room Escalation Phone Support (2 people for 24 hour shift)	\$ 0.00	\$ 150.00	\$ 7,200.00												
5.00	5.00	0.00	Added for 2020 General - DVS onsite (5 people at 1 day each) (Date: 10/17 - Units)	\$ 0.00	\$ 820.00	\$ 4,100.00												
REMIT TO: Dominion Voting Systems, Inc. P.O. Box 538214 Atlanta, GA 30353-8214					COURIER ADDRESS: Dominion Voting Systems, Inc. Lockbox #538214 1669 Phoenix Parkway, Suite 210 College Park, GA 30349		<table border="1"> <tr> <td>Subtotal</td> <td>\$ 127,047.50</td> </tr> <tr> <td>Tax</td> <td>\$ 10,719.63</td> </tr> <tr> <td>Freight</td> <td>\$ 0.00</td> </tr> <tr> <td>Trade Discount</td> <td>\$ 0.00</td> </tr> <tr> <td>Total</td> <td>\$ 137,767.13</td> </tr> </table>		Subtotal	\$ 127,047.50	Tax	\$ 10,719.63	Freight	\$ 0.00	Trade Discount	\$ 0.00	Total	\$ 137,767.13
Subtotal	\$ 127,047.50																	
Tax	\$ 10,719.63																	
Freight	\$ 0.00																	
Trade Discount	\$ 0.00																	
Total	\$ 137,767.13																	

What is "War Room Escalation in addition to all other support line items. Why is Dominion providing strategy advice to the SOS?"

Comments:
(Dates 10/6- 10/31)


DOMINION VOTING



1201 18th Street, Suite 210
Denver, CO 80202 United States

Invoice Date	4/30/2019
Invoice #	DVS128533
Page	1

Bill To:



New Mexico State, NM
SOS-Finance
State Capitol North Annex, Suite 300
Santa Fe NM 87503

Ship To:

New Mexico State, NM
SOS-Finance
State Capitol North Annex, Suite 300
Santa Fe NM 87503

Purchase Order No.	Customer ID	Salesperson ID	Shipping Method	Payment Terms	Req Ship Date	Master No.
37000-1940000088	USNMNEWMEX	MROMERO	BEST WAY	Net 30	4/30/2019	31,934

Ordered	Shipped	B/O	Item Description Item Number	Discount	Unit Price	Ext. Price
1.00	1.00	0.00	NM 2018 General Election - Database Programming for all 33 counties in NM	\$ 0.00	\$ 140,316.00	\$ 140,316.00

REMIT TO: Dominion Voting Systems, Inc. P.O. Box 538214 Atlanta, GA 30353-8214	COURIER ADDRESS: Dominion Voting Systems, Inc. Lockbox #538214 1669 Phoenix Parkway, Suite 210 College Park, GA 30349	Subtotal	\$ 140,316.00
		Tax	\$ 11,839.16
		Freight	\$ 0.00
		Trade Discount	\$ 0.00
		Total	\$ 152,155.16

Comments:

APPENDIX H

**SECRETARY OF STATE'S WRITTEN POLICY
SUPPORTING ELECTION AUDITS**



Search



Voting and Elections

Home » Voting and Elections » How We Secure Your Vote

Voter Information Portal

Upcoming Elections

Voting FAQs

Data & Maps

Election Results

How We Secure Your Vote

Traveling or Living Abroad

Voting and Domestic Violence

Native American Election Information Program

How We Secure Your Vote

Election Audits

How We Secure Your Vote

Although we certainly acknowledge that no system or process is perfect or impenetrable, we at the New Mexico Office of the Secretary of State believe that our elections are some of the most secure available in our nation. Here are some of the steps we take to ensure that your vote is counted accurately so that your voice is fully represented and heard loudly and clearly in New Mexico's elections.

Paper Ballots

- Without exception, New Mexico uses paper ballots to record each and every citizen's vote
- Paper ballots allow auditing and verification of automated vote counting systems
- Paper ballots enable us to recount a single race or an entire election should the need arise

Air – Gapped Counting Systems

- Systems that count votes, aka tabulators, are prevented by law and process from being joined to a computer network or the Internet
- Systems that sum votes at the county level are prevented by law and process from being joined to a computer network or the Internet

Counting System Accuracy Testing

- Prior to every election, we test that our tabulators accurately count actual paper ballots with a known outcome. Furthermore, we confirm that they properly handle over-vote and under-vote conditions.
- Next, the expected outcome is checked at every step in our process in order to verify that the sums at the county and state levels are accurate, as are the results that are displayed on election results website
- NOTE: The results displayed on election night are UNOFFICIAL. It would be impossible for New Mexico to count one hundred percent of the votes and meet its stringent auditing obligations in a single day.

Election Results Auditing

- Following an election, the results are canvassed or audited so that accuracy is ensured. Canvassing first happens at the county level utilizing a group of staff. Then it completed by a new team of staff at the state level. Finally, the results are audited by an independent contractor before they are forwarded to the New Mexico Voting Certification Committee to be made official.
- New Mexico conducts a risk-limiting audit following every statewide election This process involves randomly selecting a few races and precincts throughout the state and hand counting the results in those precincts. The hand counted results are then compared to the normal machine counted results. Any discrepancies between the results are thoroughly investigated.

Security Assessments

- The Office of the New Mexico Secretary of State tests our information security defenses on a regular basis
- We also work with government and private partners who validate and test our information security defenses
- Such assessments may include reviews of documentation and process as well as varying degrees of computer and network hacking
- Any identified issues are rapidly mitigated and corrected

Voter Fraud

- New Mexico adheres to the principle of 'One Person – One Vote'
- Our systems alert staff who process voter registrations to situations where a citizen's registration could be duplicated
- Our systems monitor for and alert us to instances where a voter may have voted more than once in an election
- New Mexico works with other state government partners to ensure the integrity of our voter rolls
- We collaborate with other states via our membership in the [Electronic Registration Information Center](#)

in order to verify our voter rolls across state lines

- Last, but certainly not least, we d the fine citizens of New Mexico, to report suspicious or fraudulent activity. If you see something, say something.

Upcoming Elections

Regular Local Election: November 2, 2021

Job Openings at the Secretary of State's Office

Quick Contact Information

Mailing & Physical Address

New Mexico Capitol Annex North
325 Don Gaspar, Suite 300
Santa Fe, NM 87501

Hours of Operation

8:00 AM - 5:00 PM Monday through Friday

Toll Free : 1-800-477-3632

Business Services Division

Phone 505-827-3600 (Option 1)
Fax 505-827-4387
Email Business.Services@state.nm.us

Bureau of Elections

Phone: 505-827-3600 (Option 2)
Email: Sos.elections@state.nm.us


Ethics Division


Phone: 505-827-3600 (Option 2)
Email: Sos.ethics@state.nm.us

Receptionist

Phone 505-827-3600 (Option 3)

IPRA Request Information

Translate 

 DuckDuckGo

DuckDuckGo blocked this Facebook Page

We blocked Facebook from tracking you when the page loaded. If you unblock this page, Facebook will know your activity. [Learn More](#)

[Unblock Page](#)

Tweets by NMSecOfState

New Mexico Office of the Secretary of State


Email WEBMASTER if you encounter an issue with the website.

[Click here](#) for some helpful web browsing tips

Disclaimer - A Word of Warning Despite our good faith efforts to be accurate, these pages and our databases may contain inadvertent errors. Please email us immediately if you notice an error. Also, please remember that website information is not a substitute for researching the law or for the advice of a competent *attorney*.

© 2012 - 2021 New Mexico Secretary of State

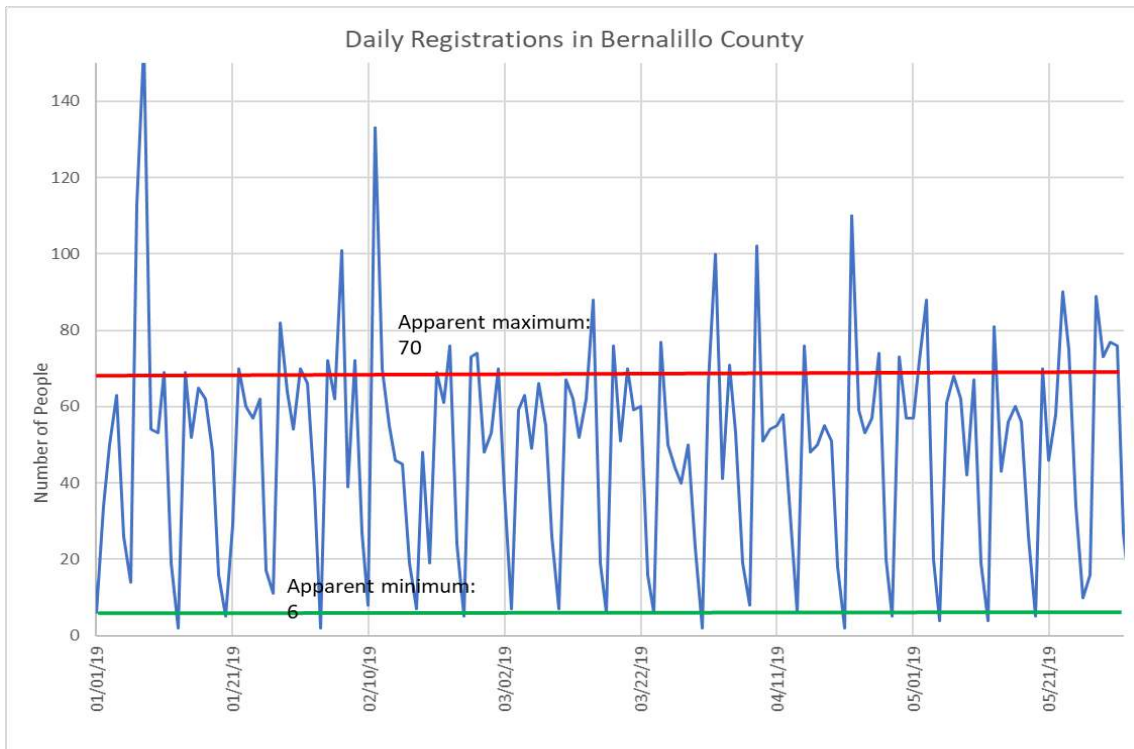
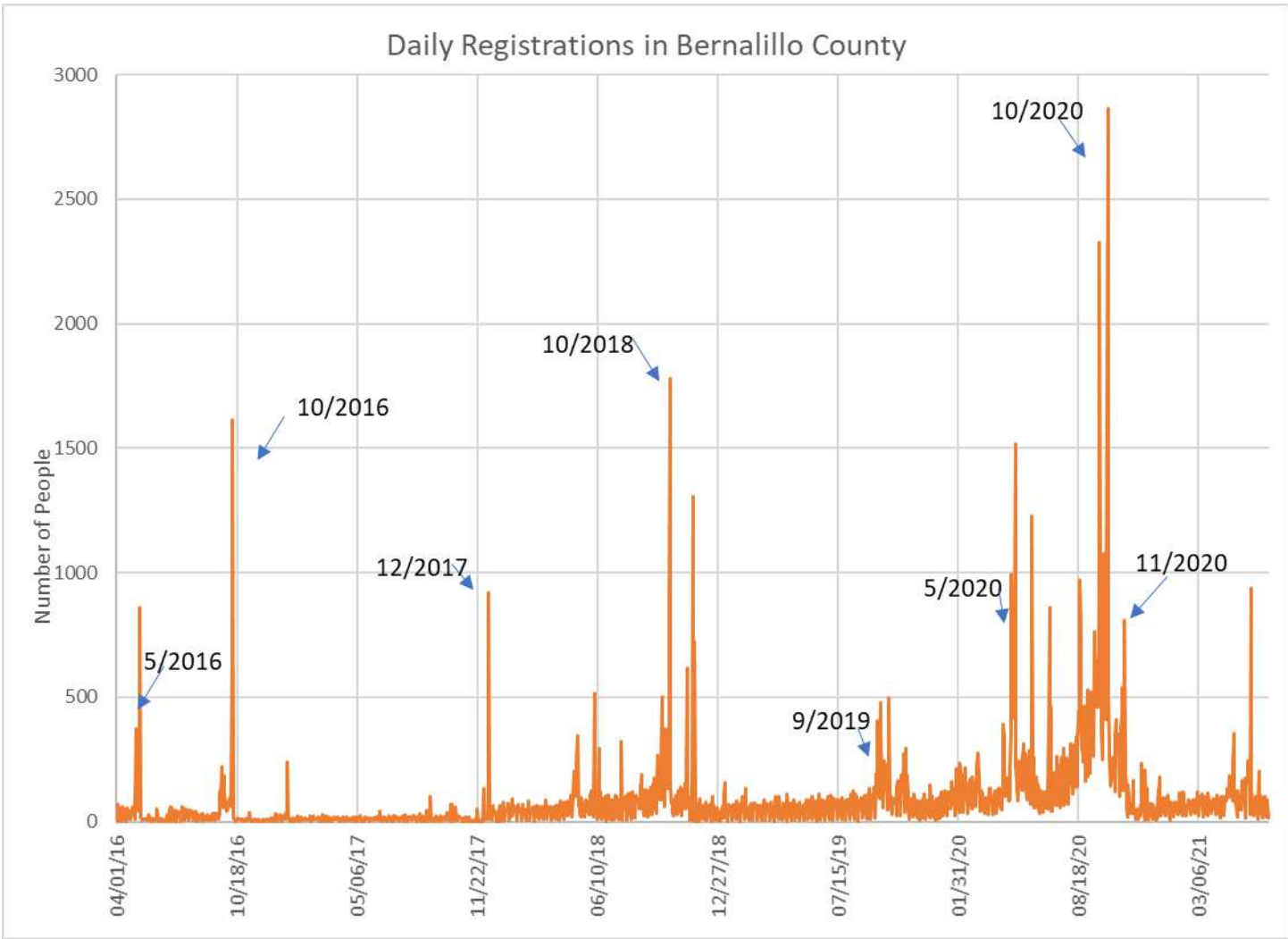
Powered by Real Time Solutions

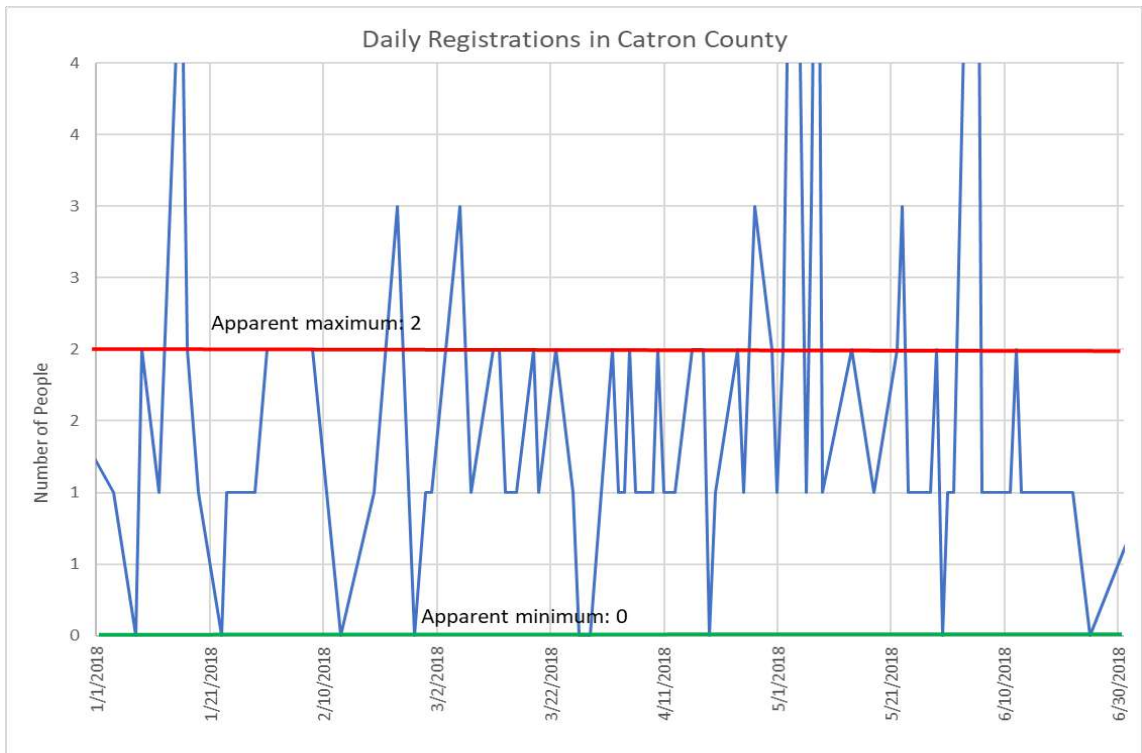
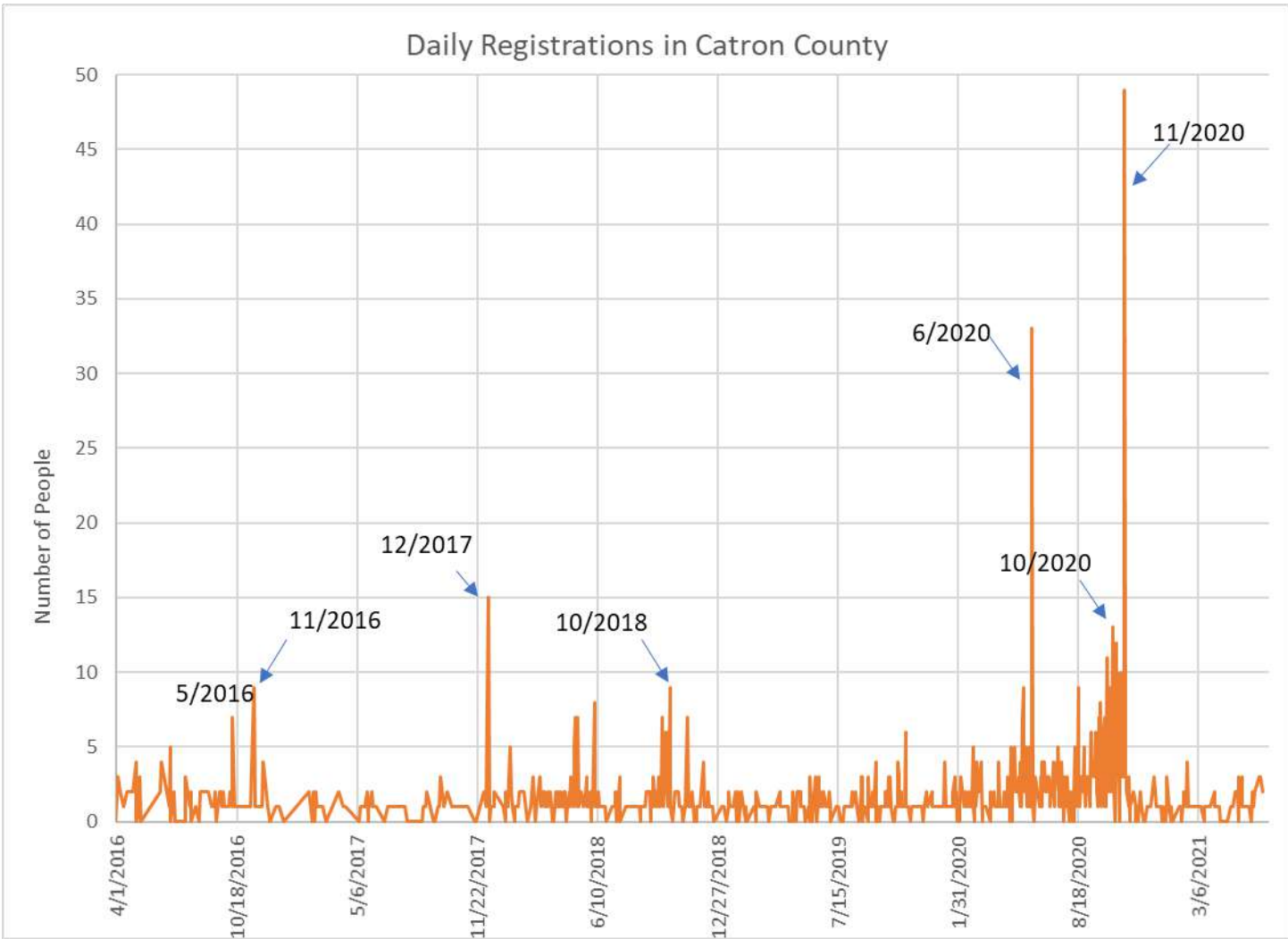
Select Language 

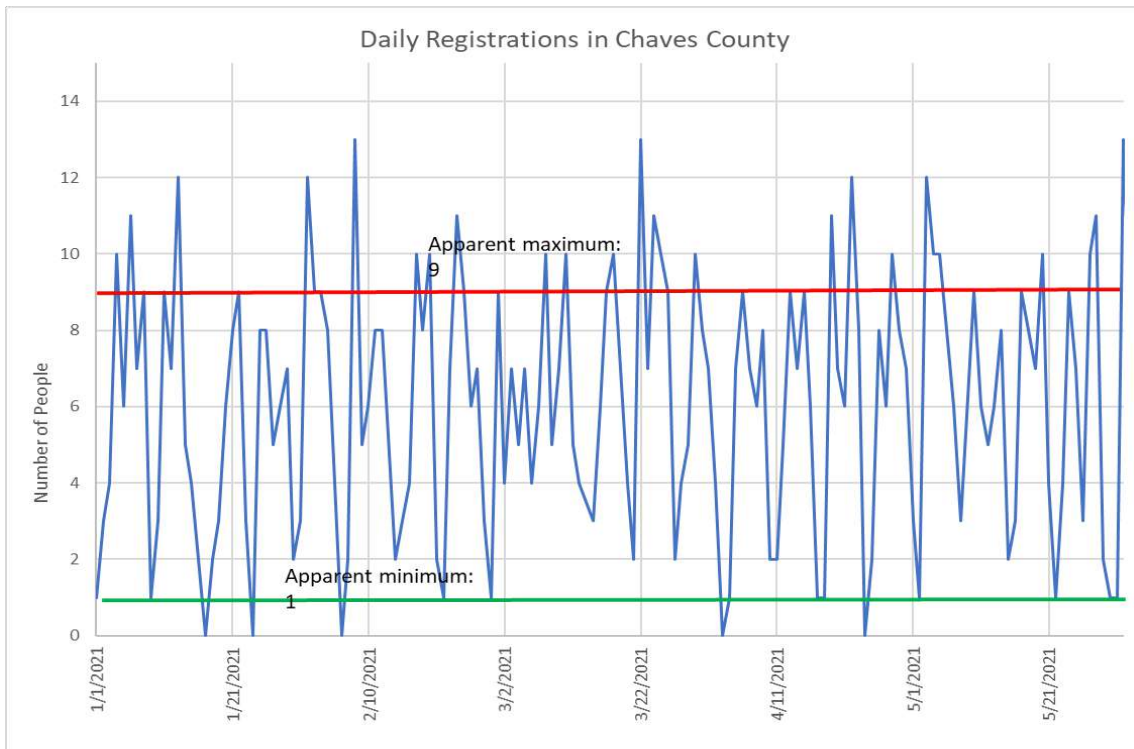
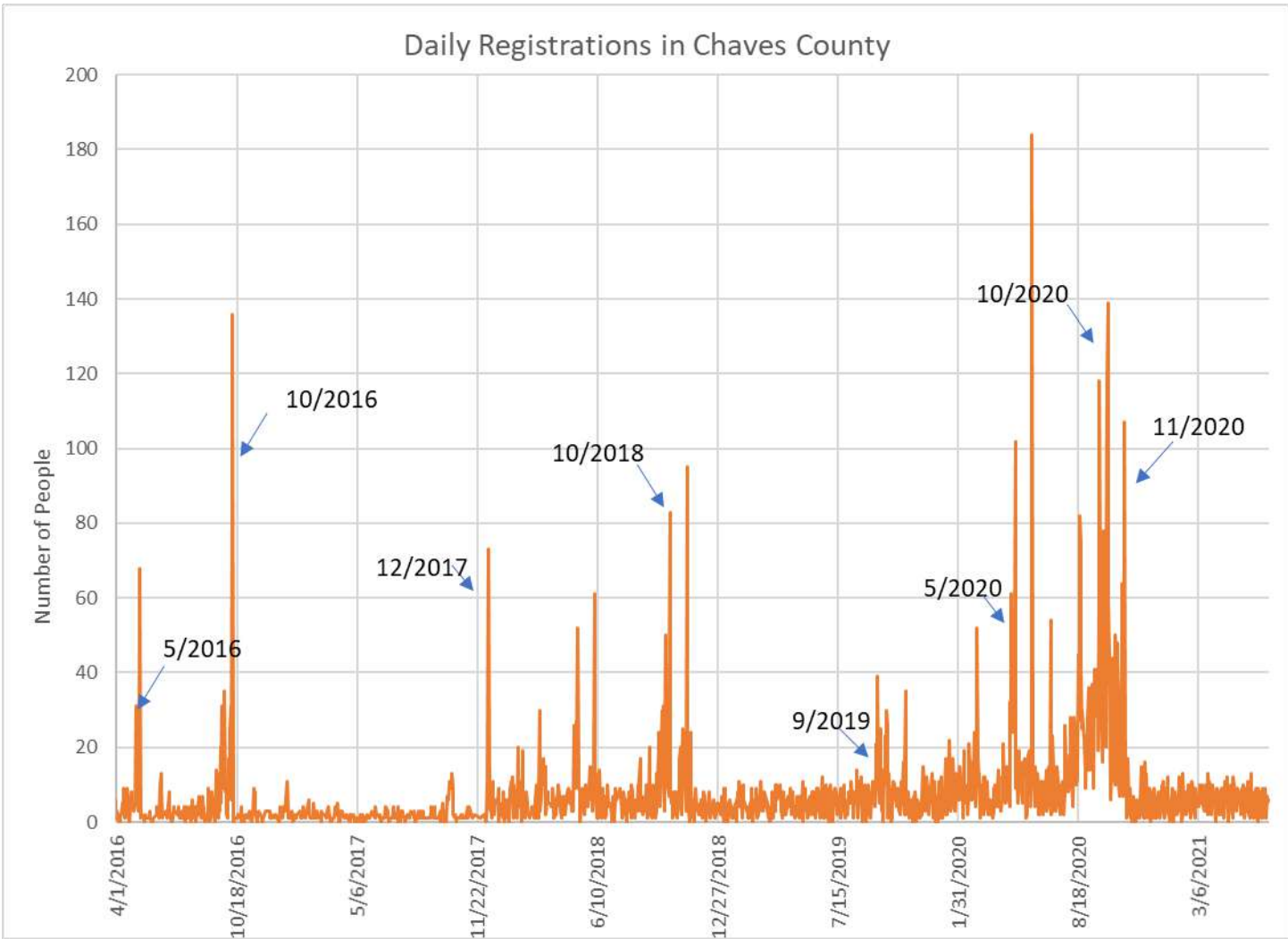
APPENDIX I

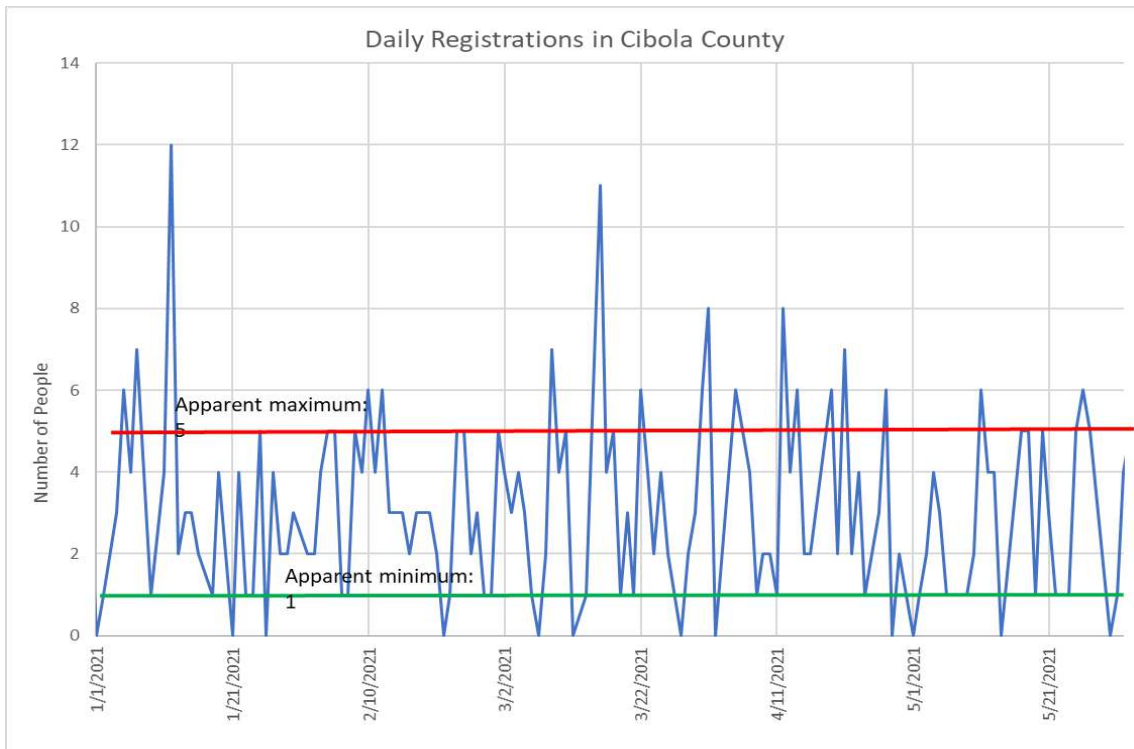
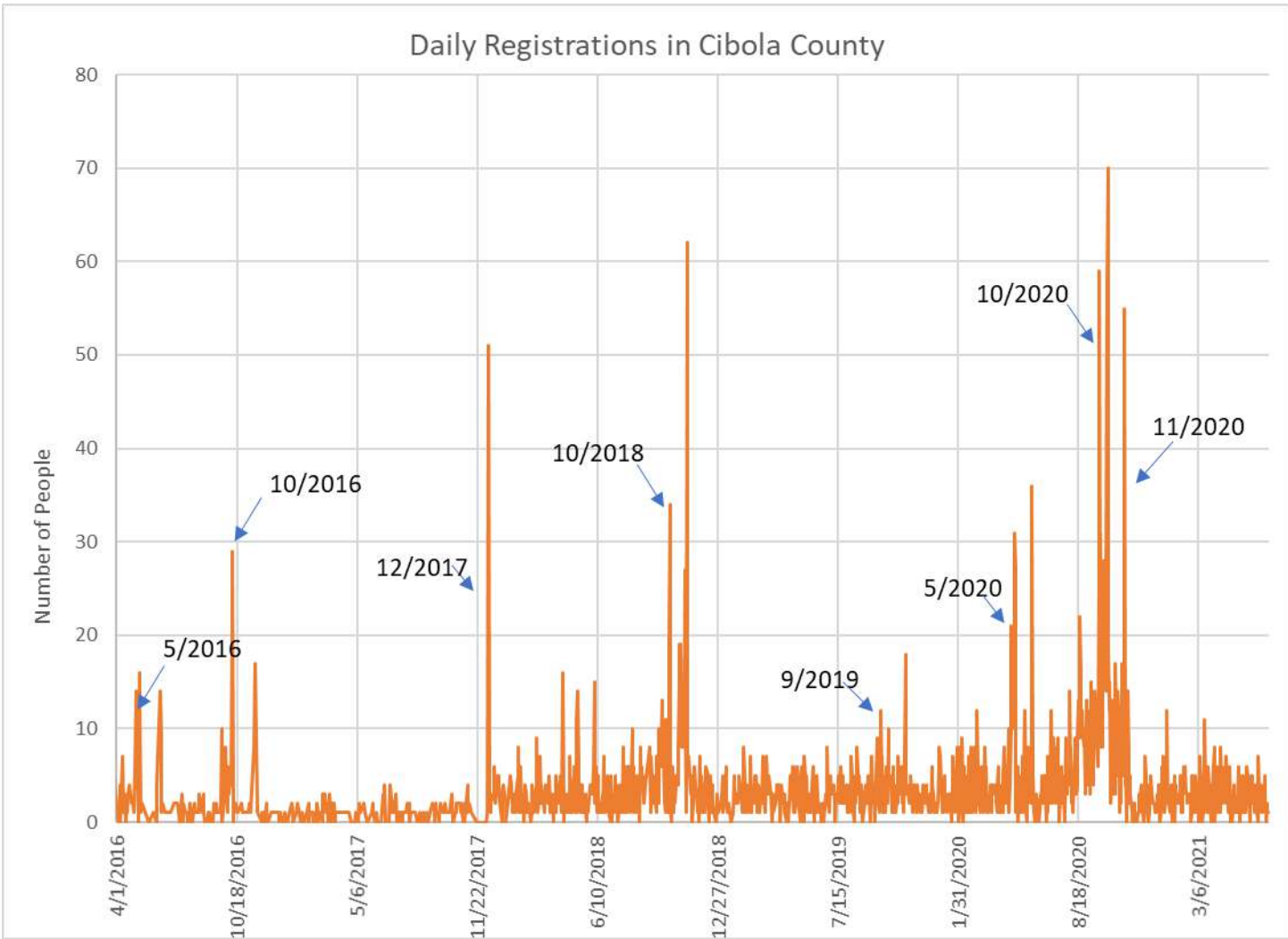
EVIDENCE OF CONTROL IN DAILY REGISTRATIONS

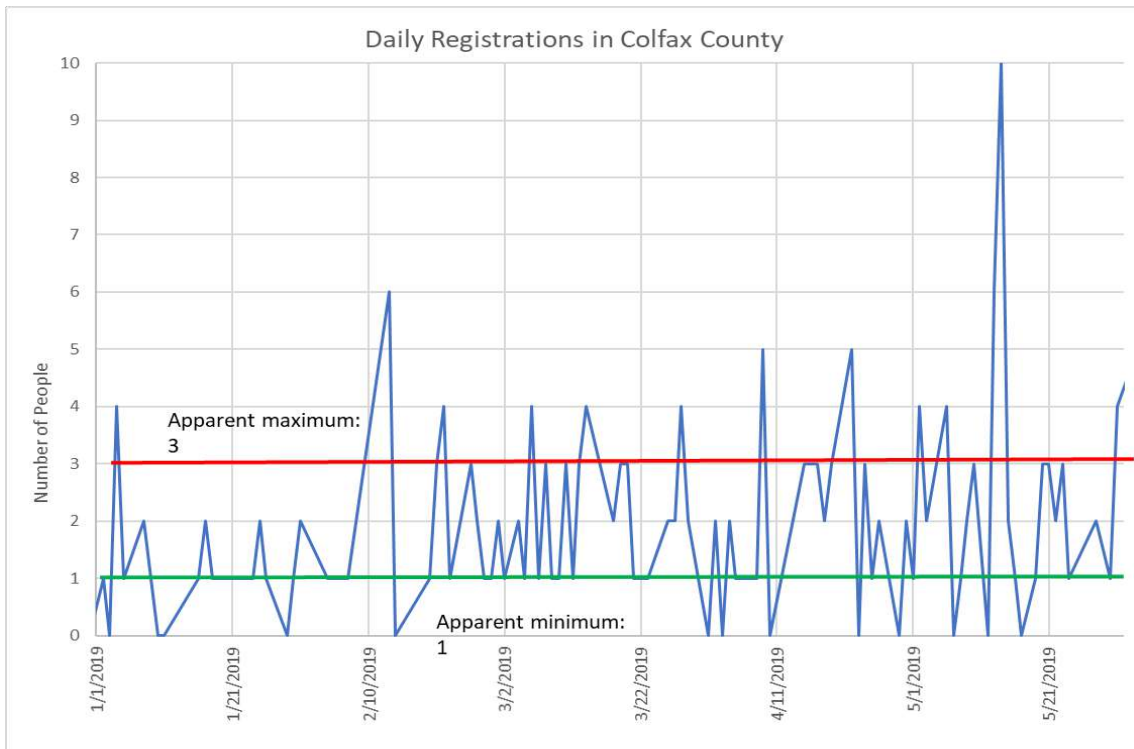
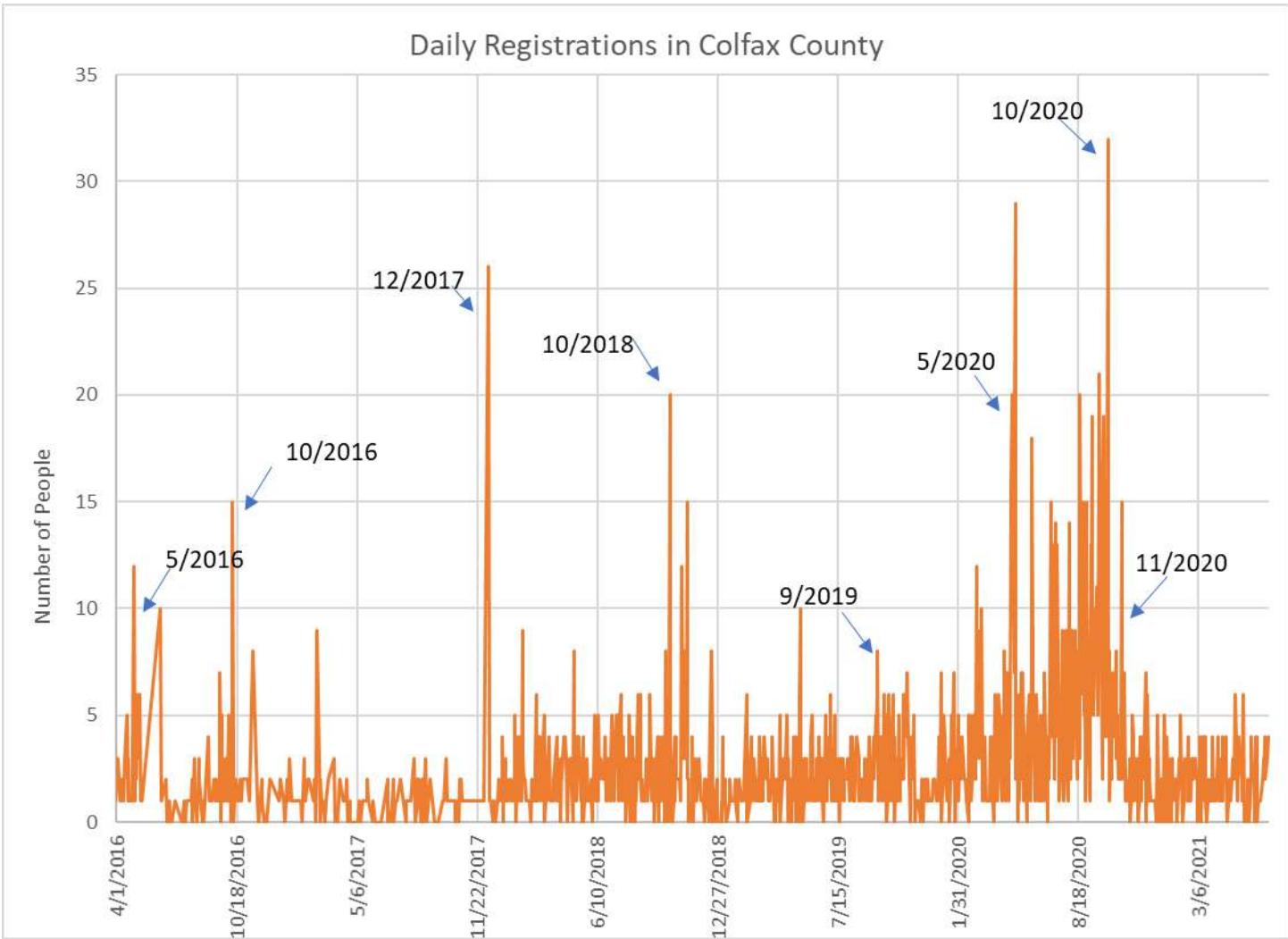
**REGISTRATION PATTERNS AND PEAKS MATCH
IN ALL 33 COUNTIES, THEY ARE JUST SCALED
FOR POPULATION**

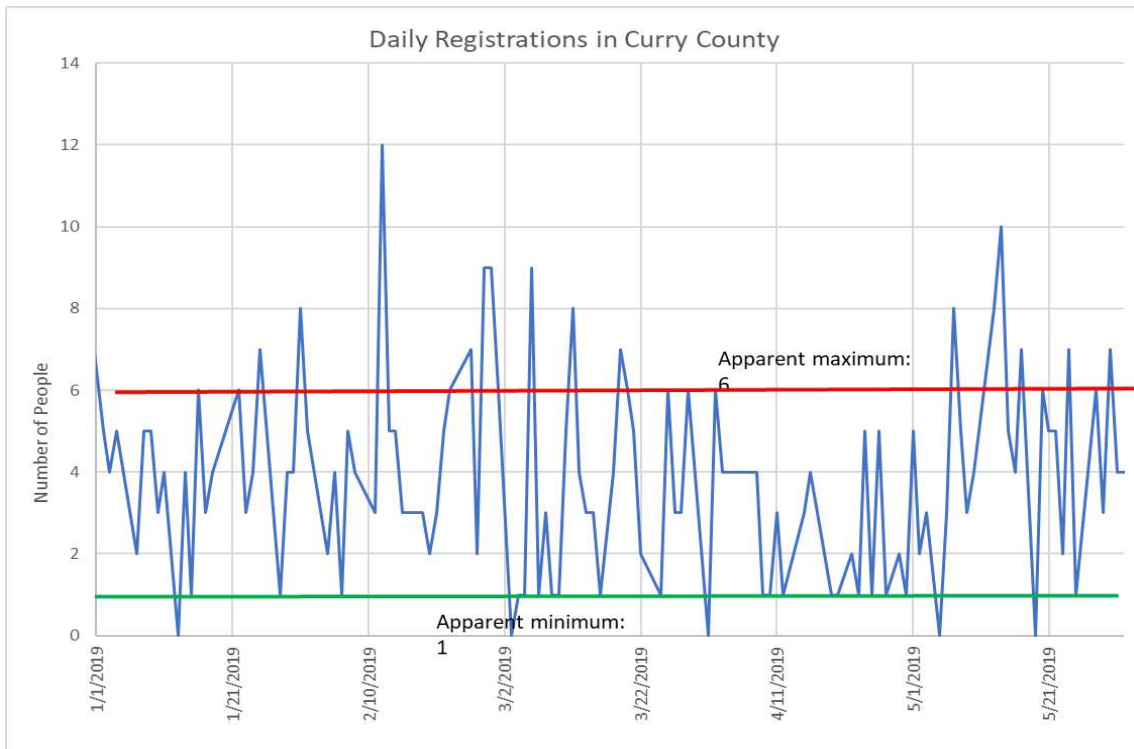
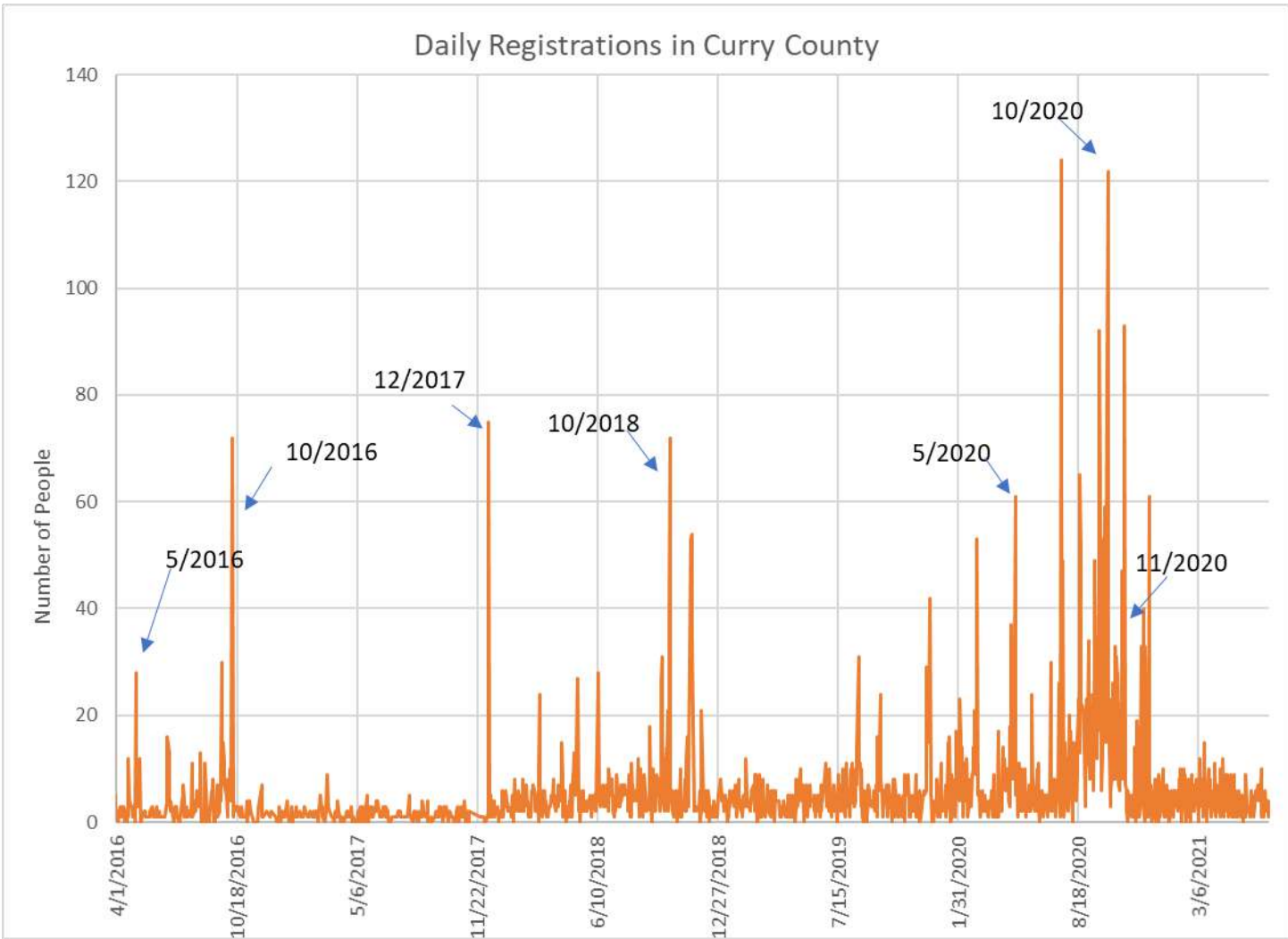


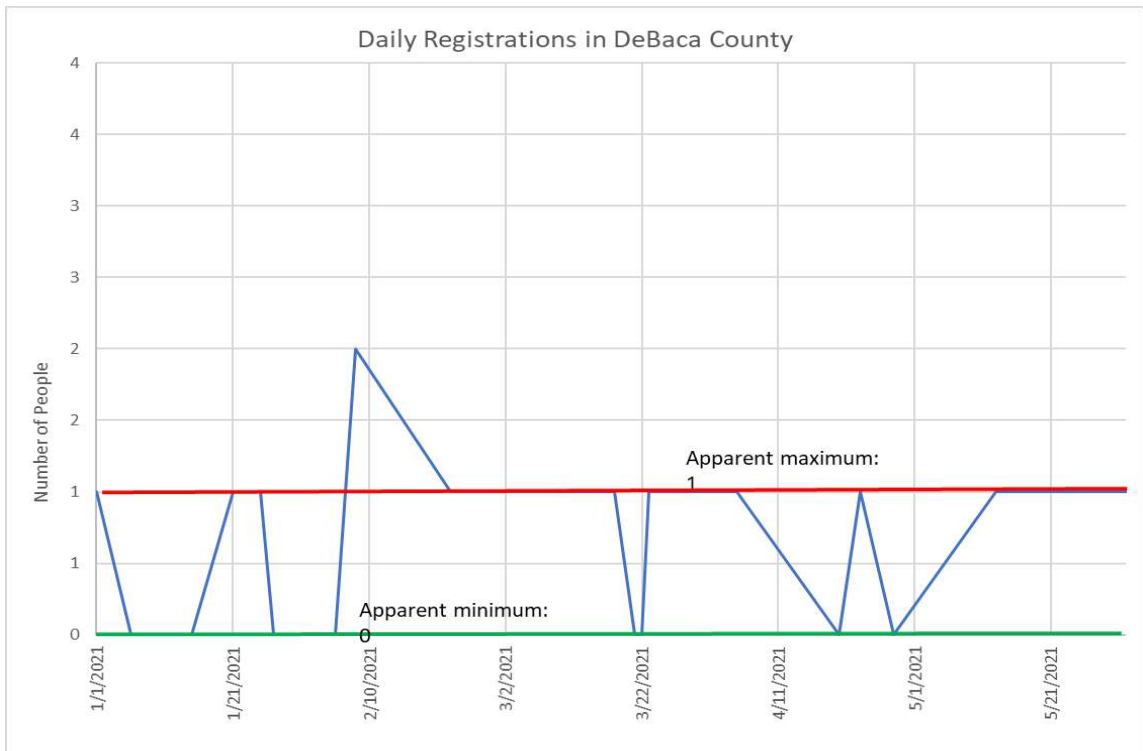
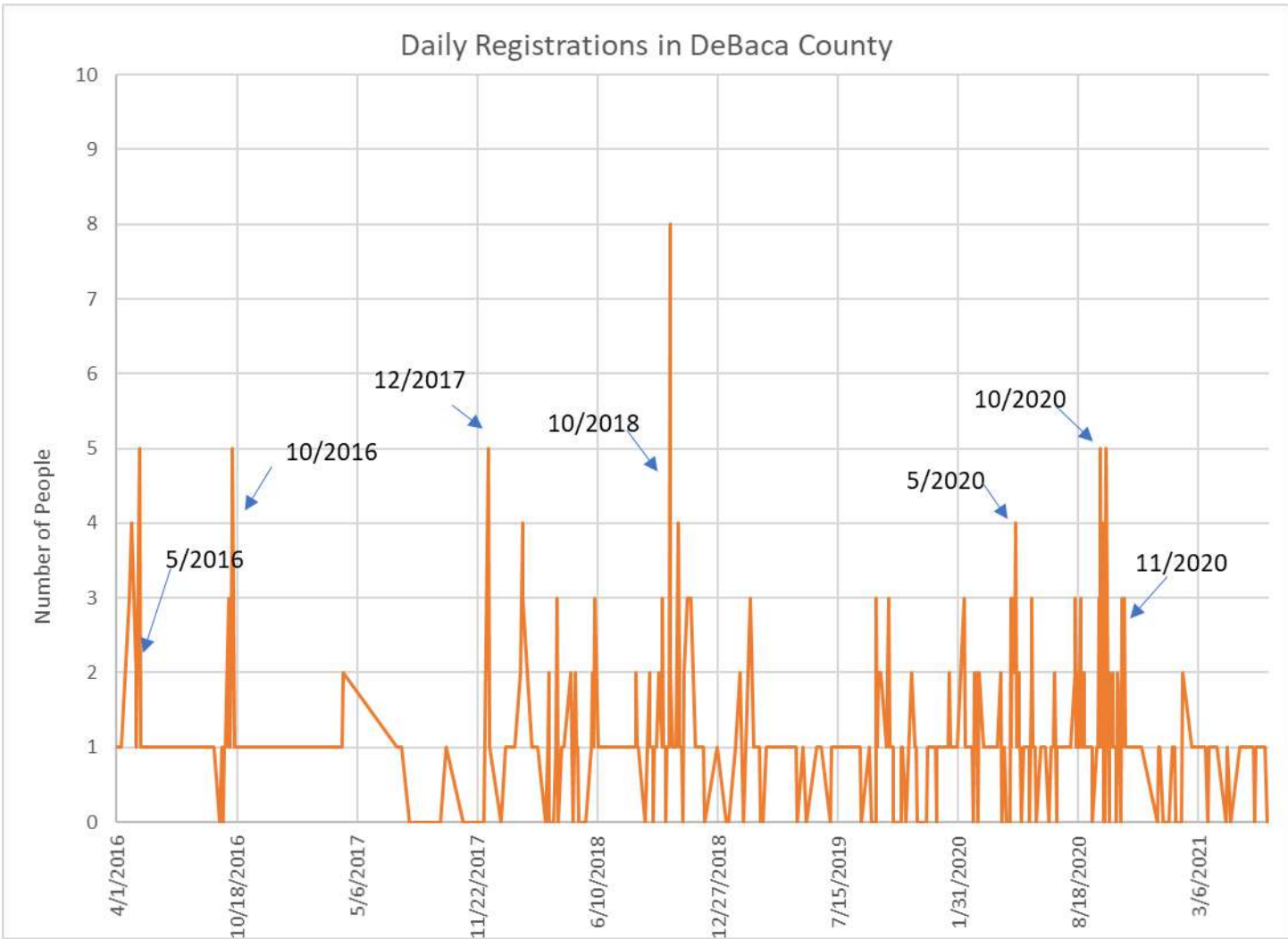


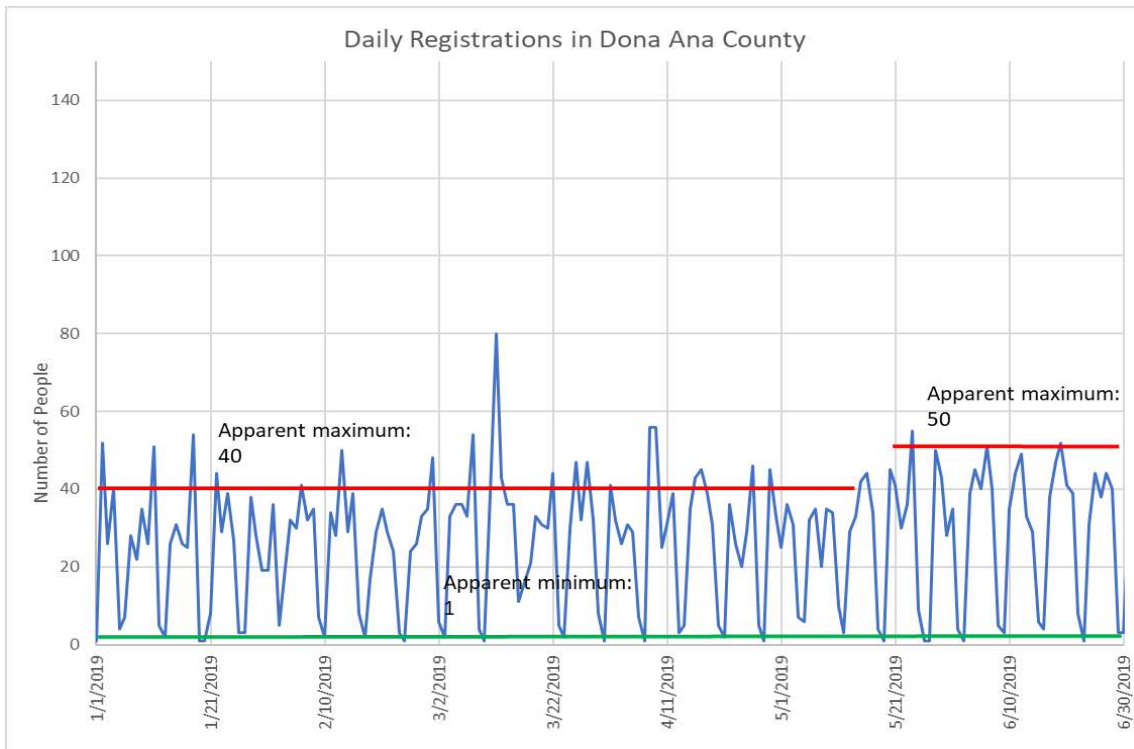
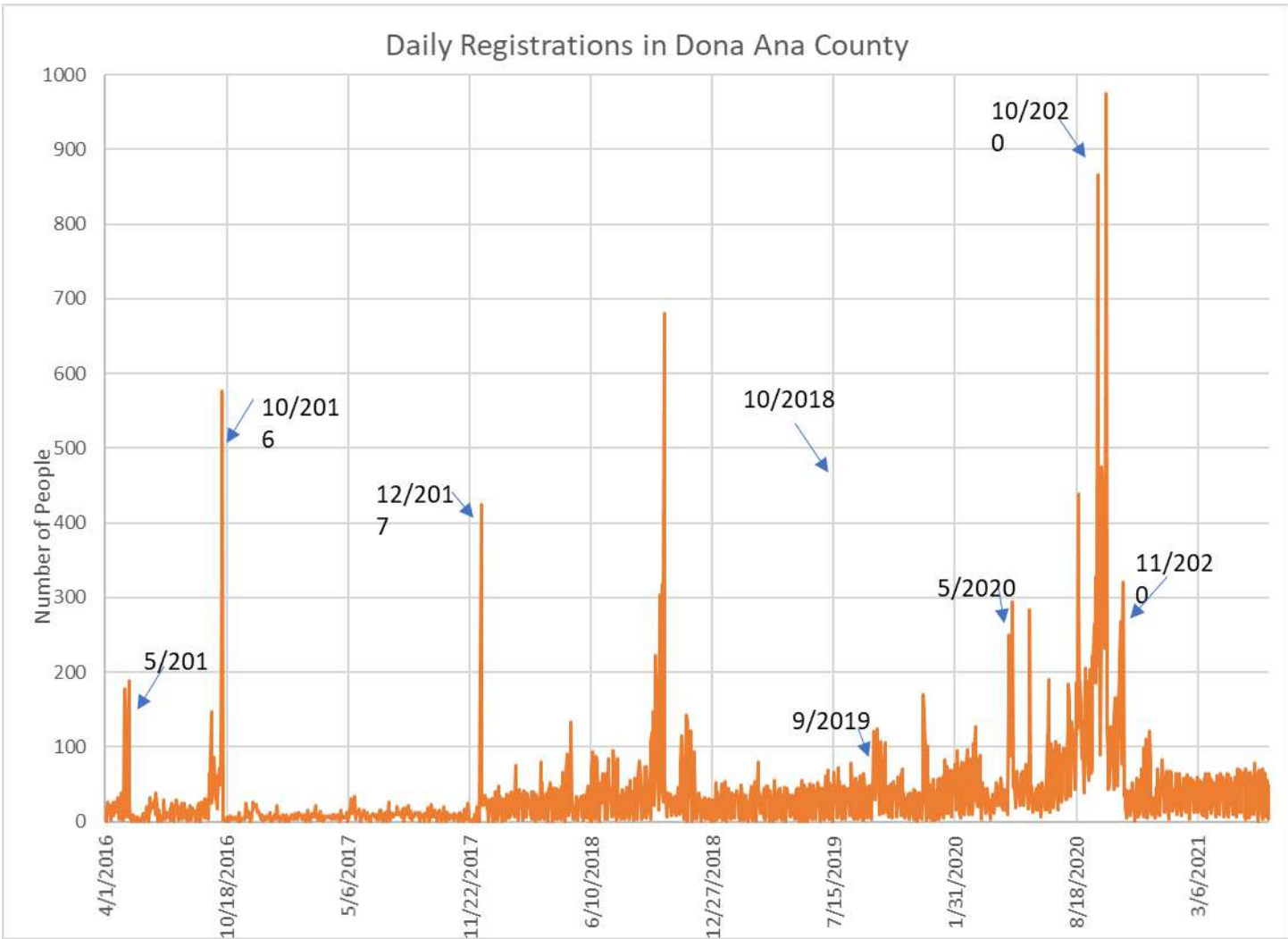


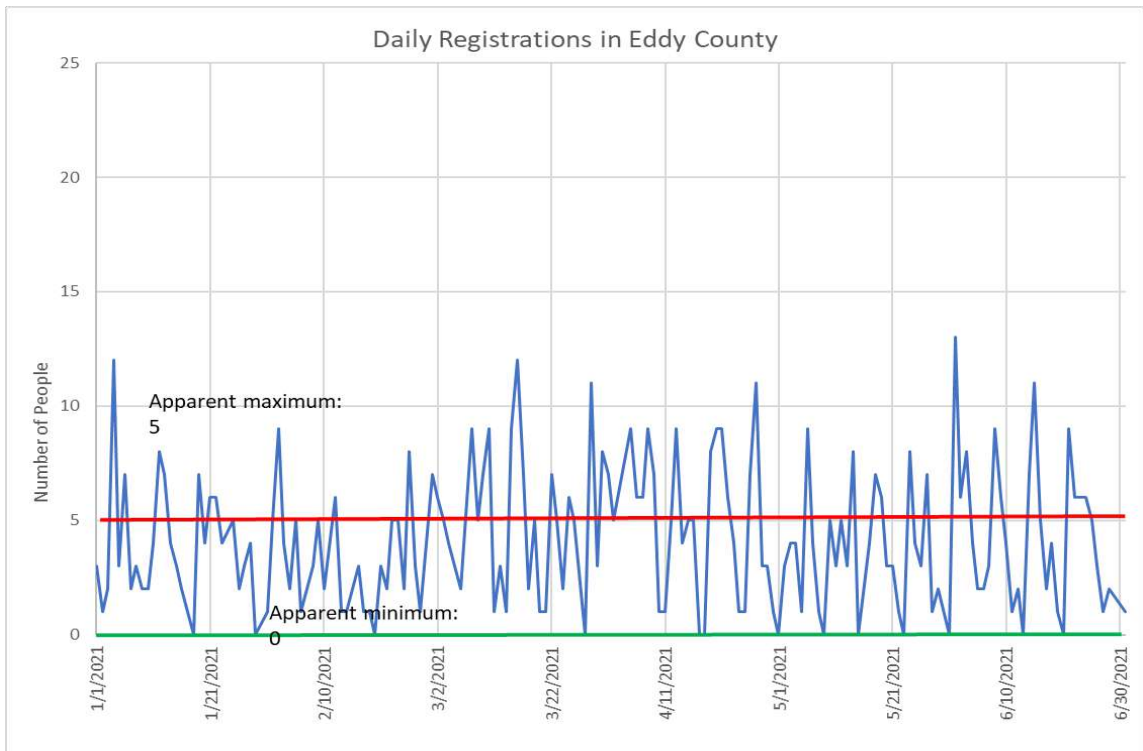
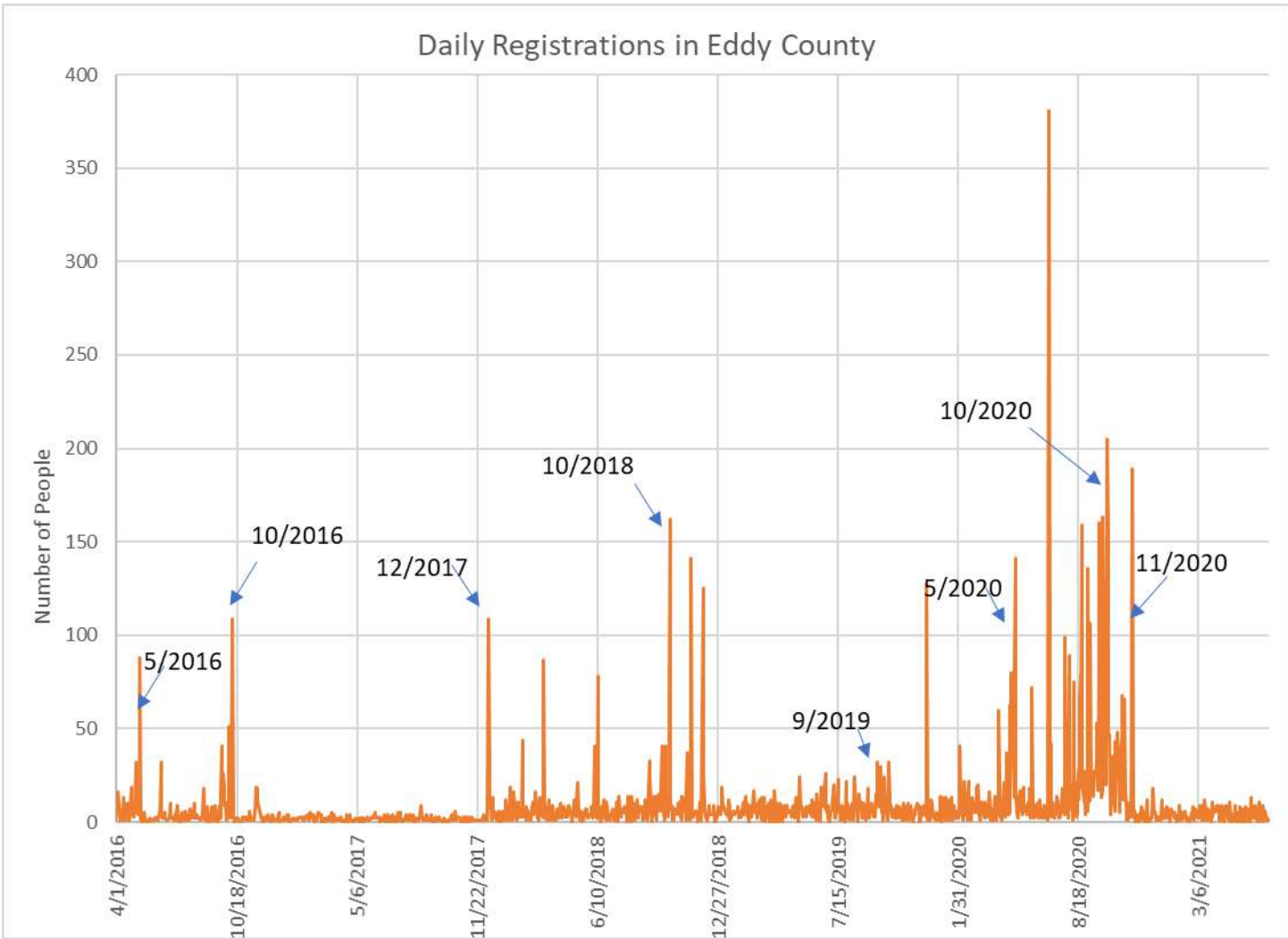


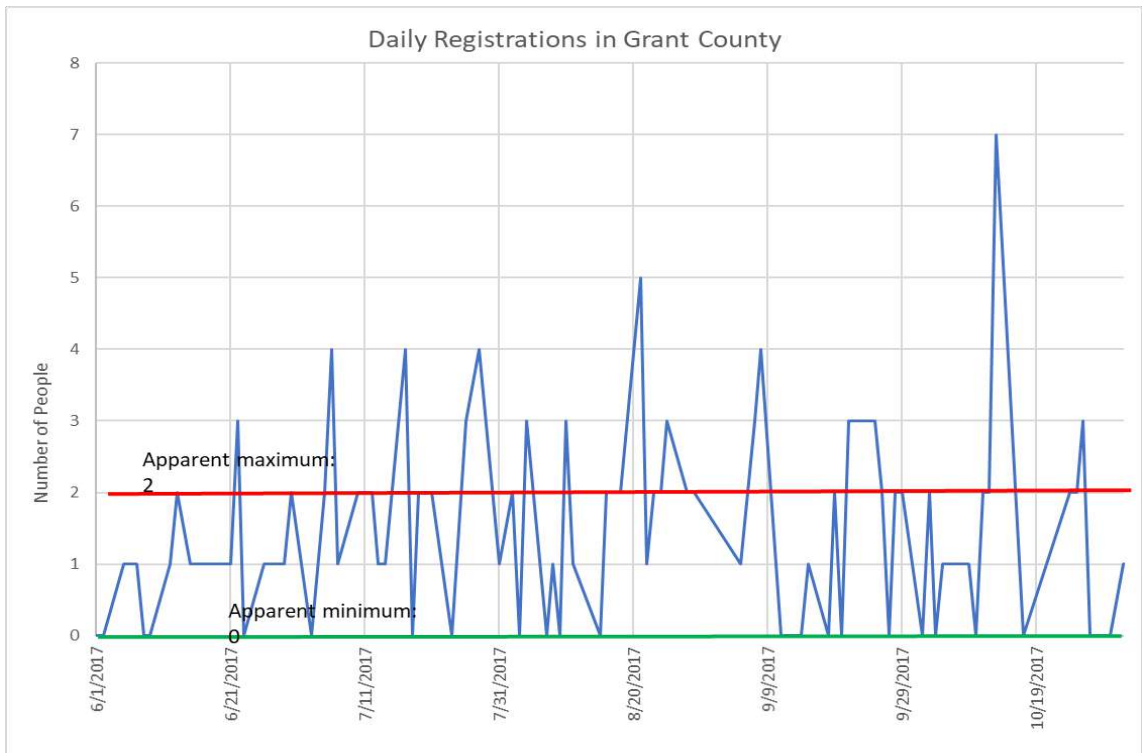
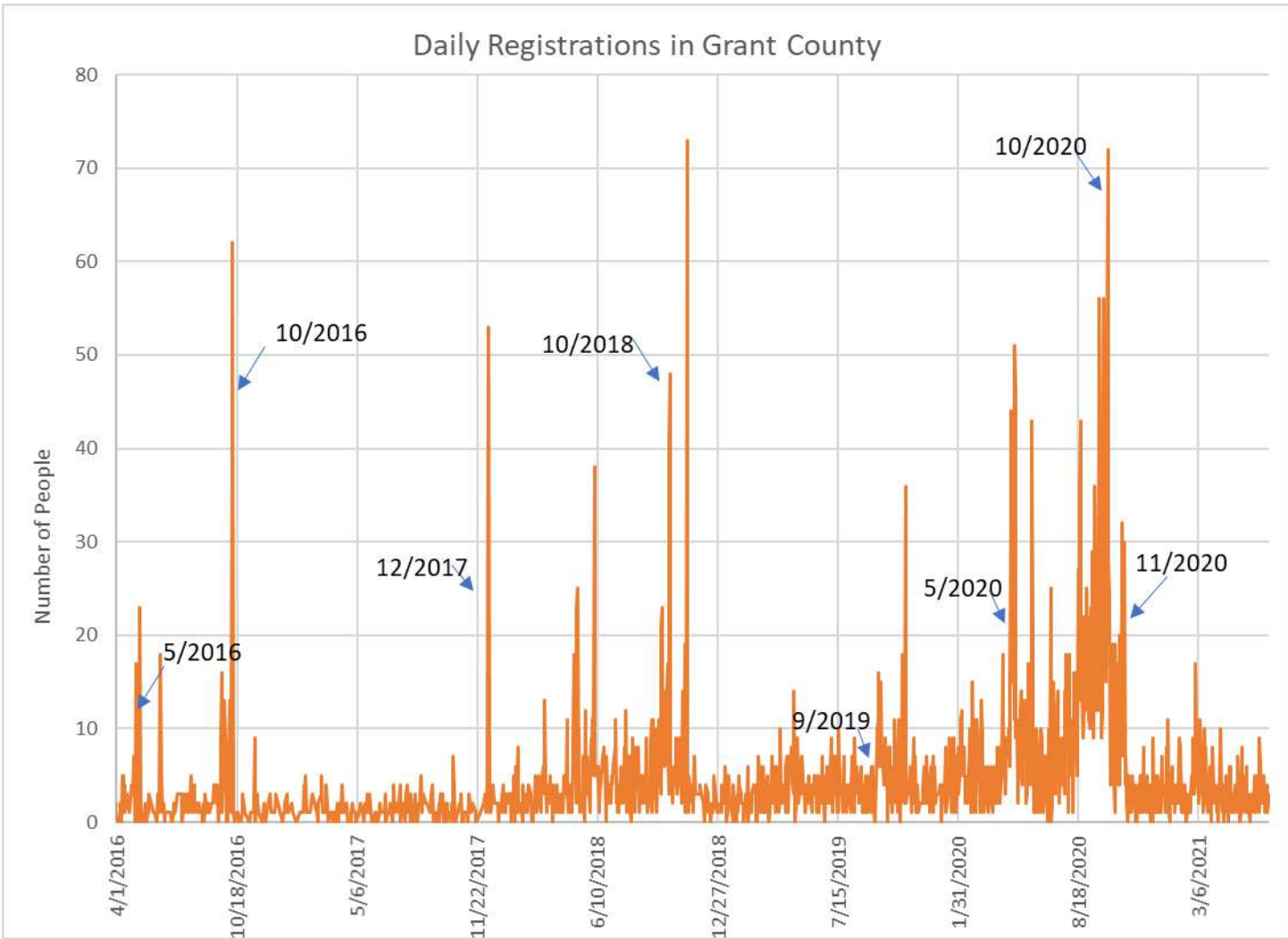


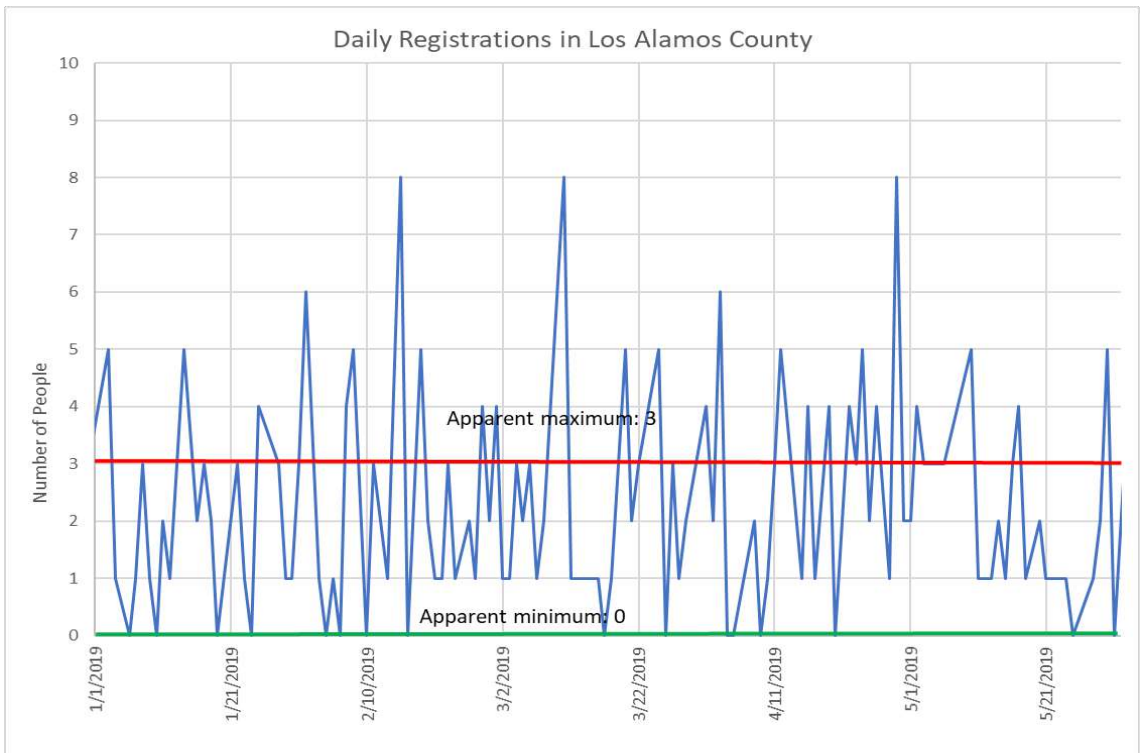
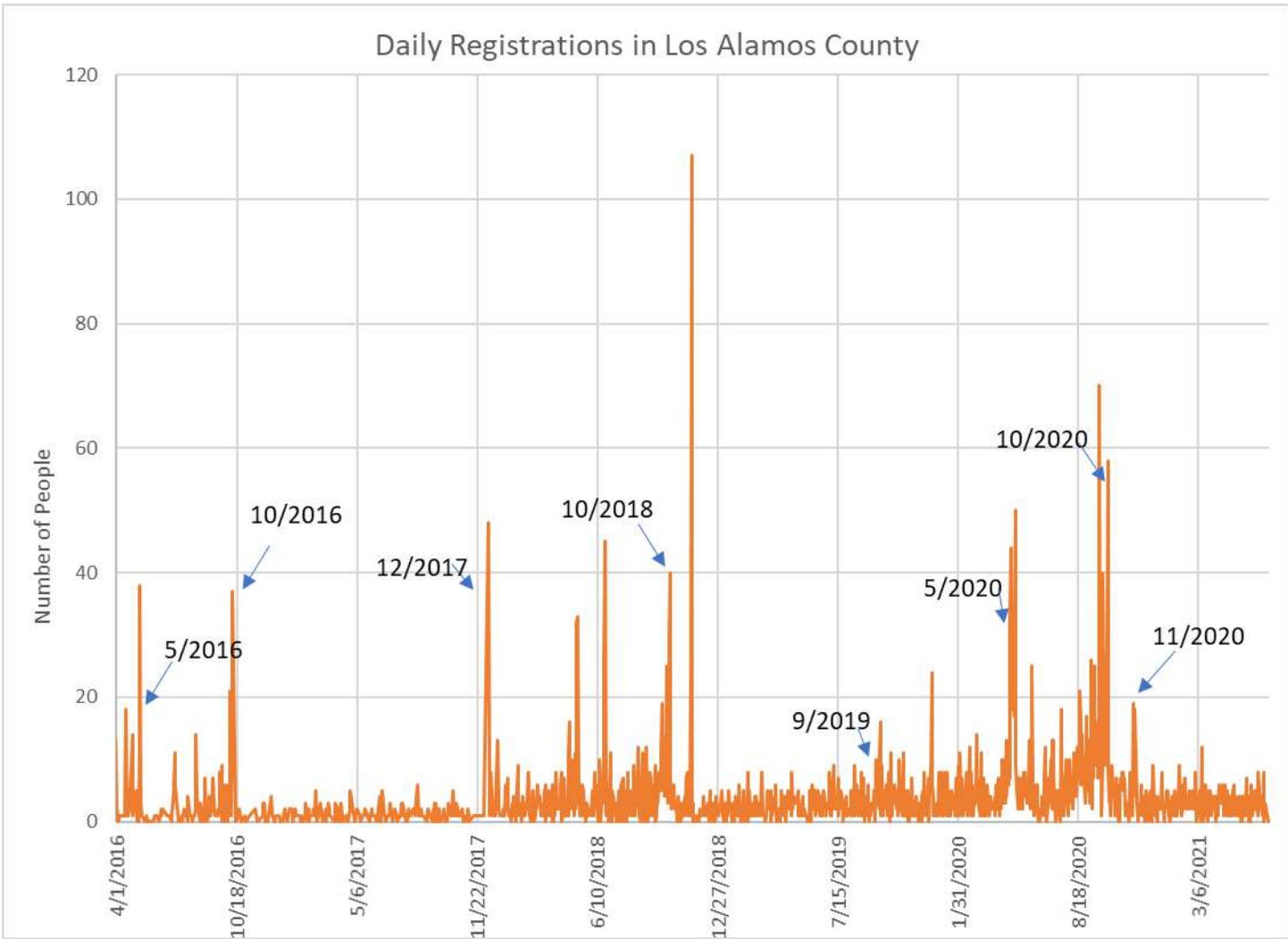


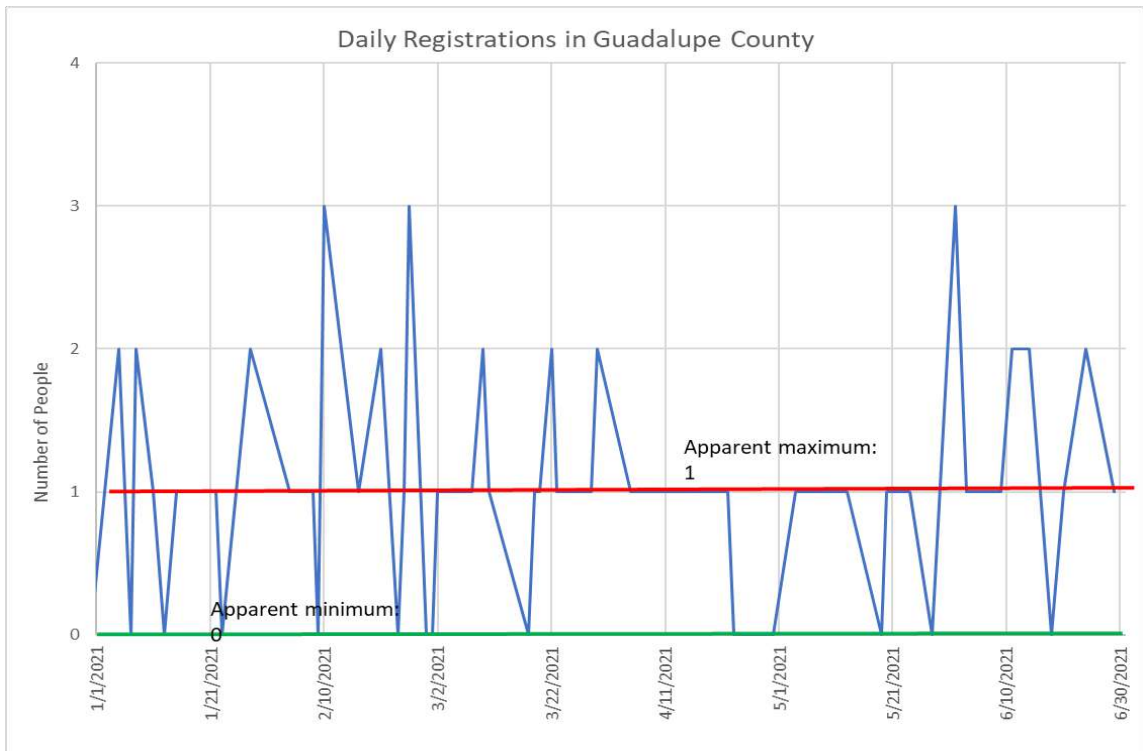
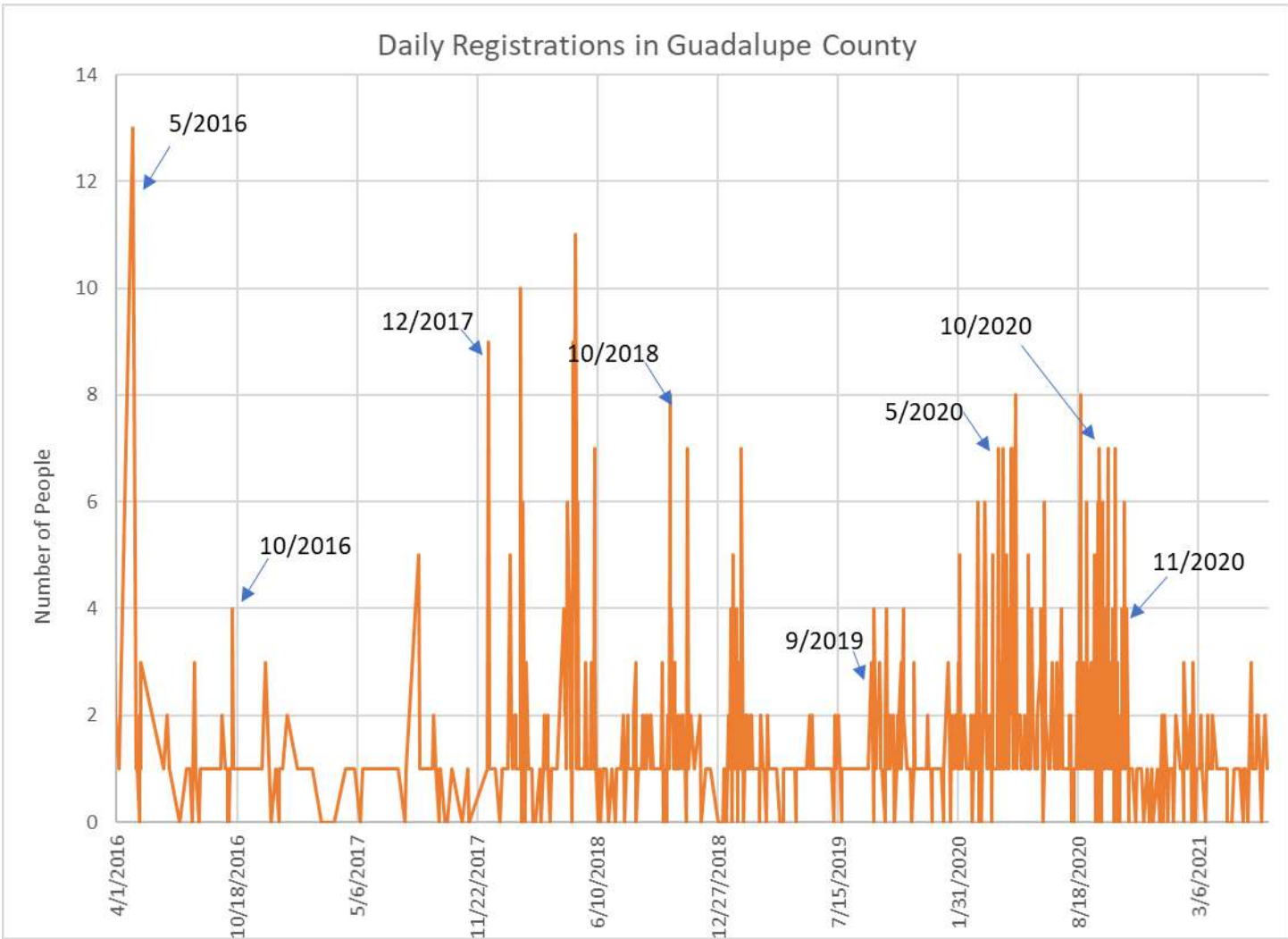




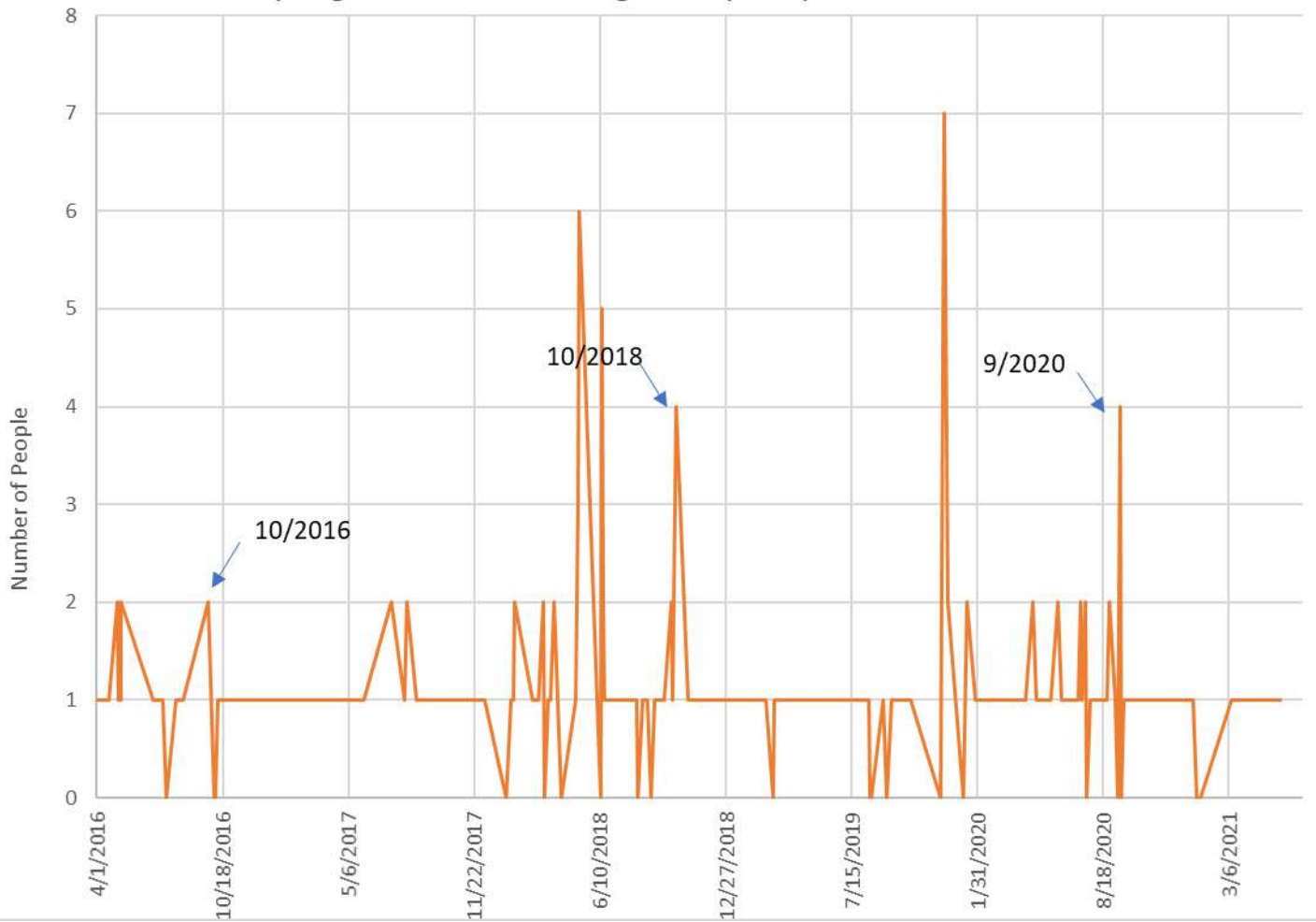




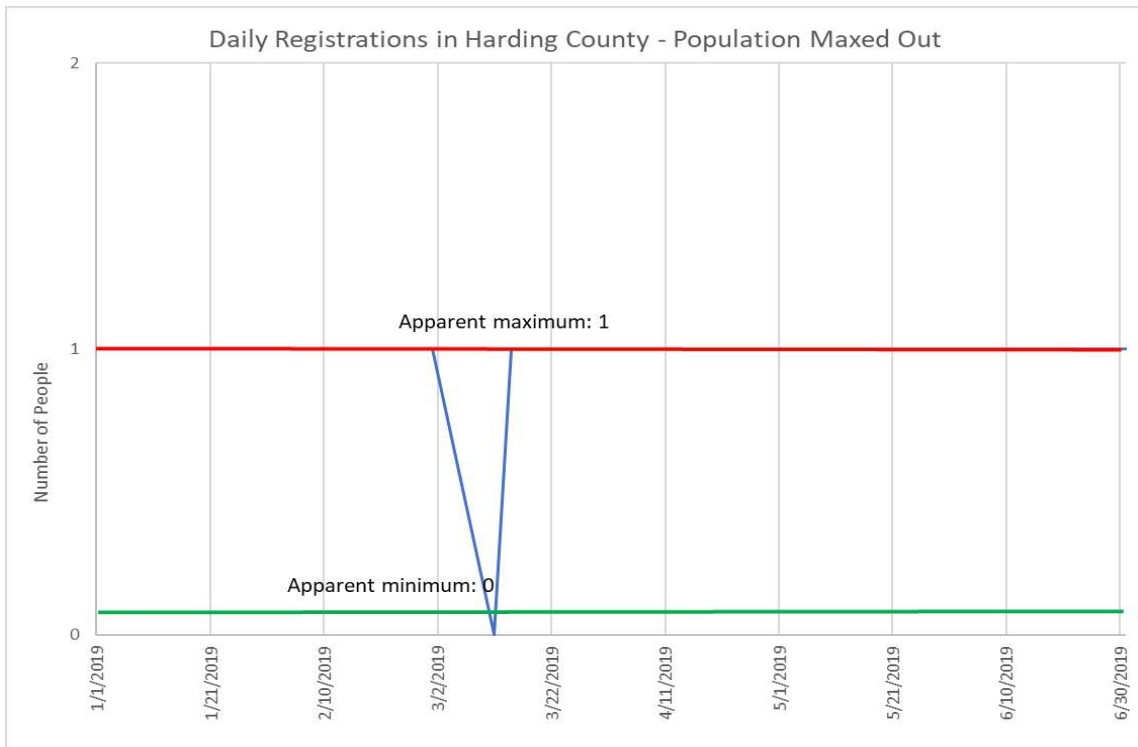


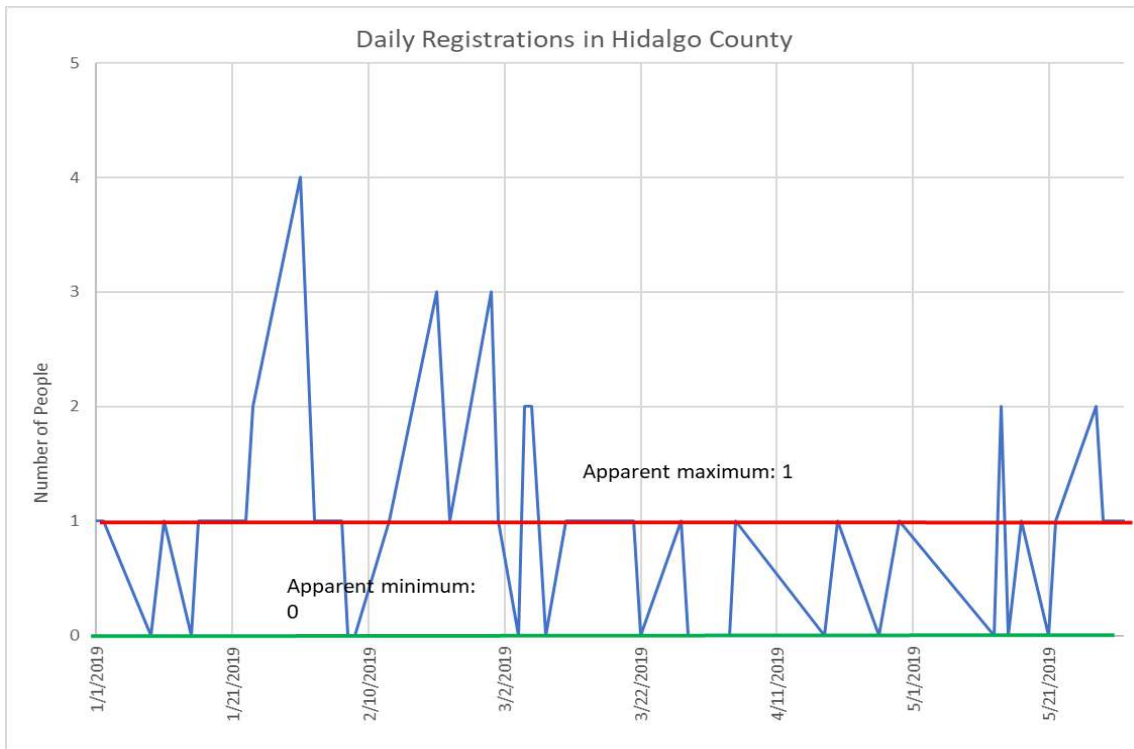
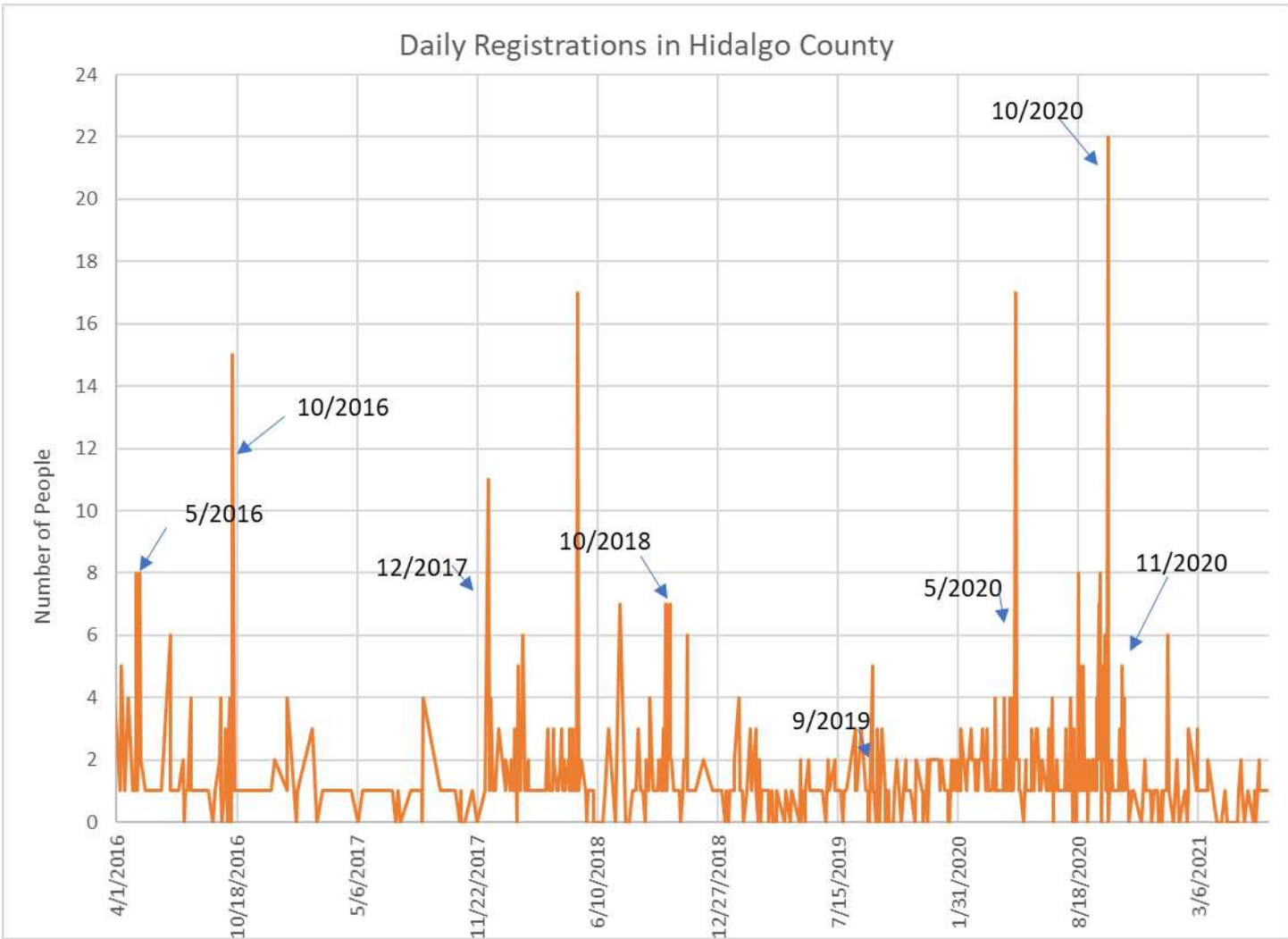


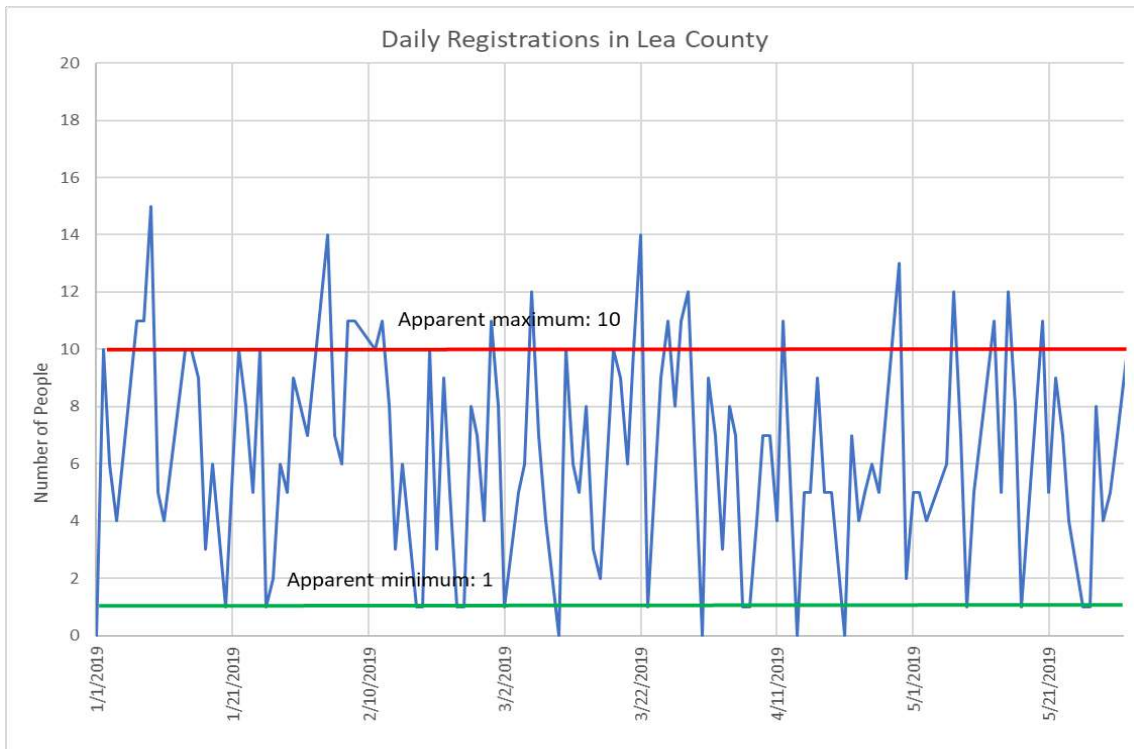
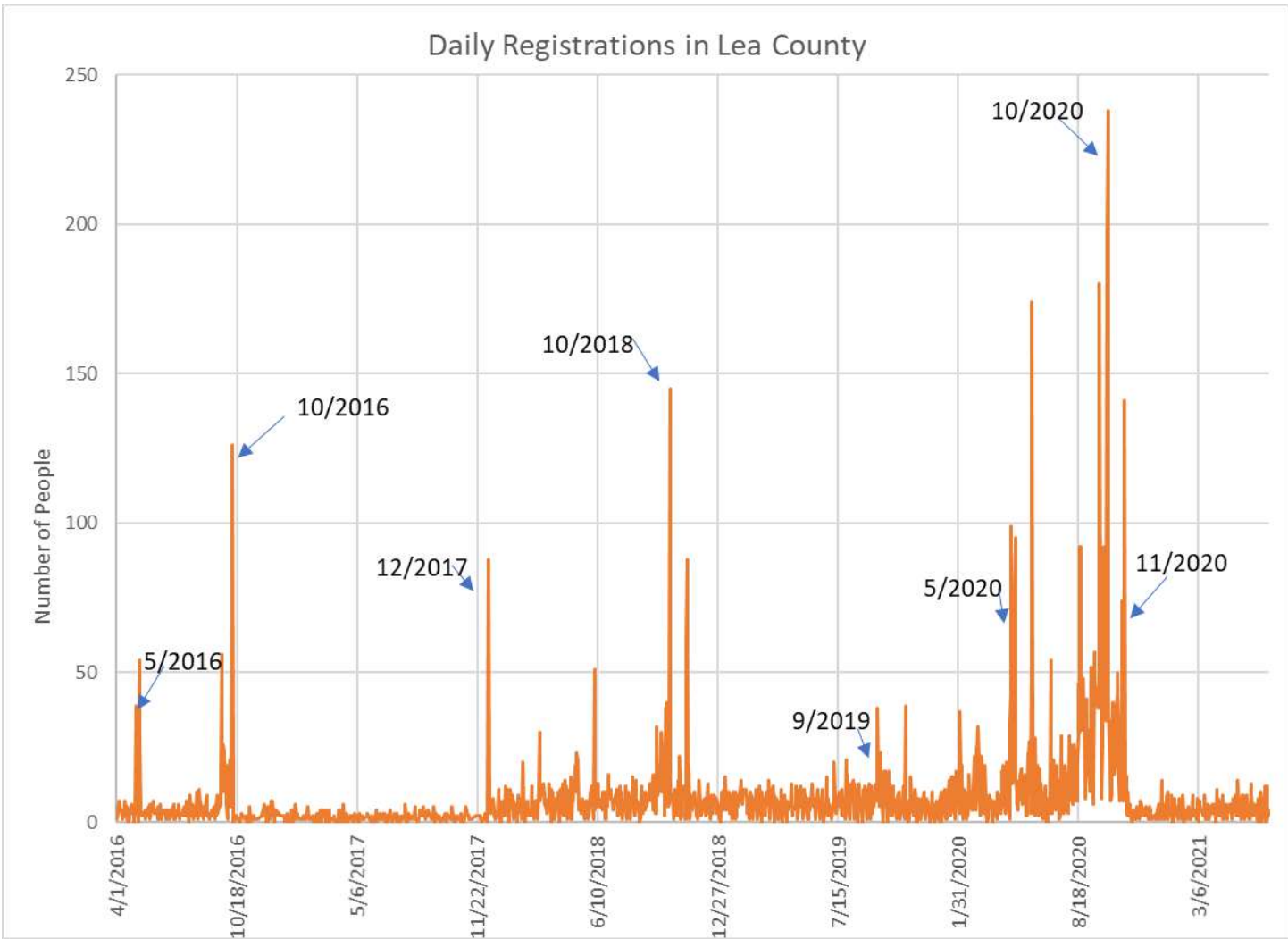
Daily Registrations in Harding County - Population Maxed Out

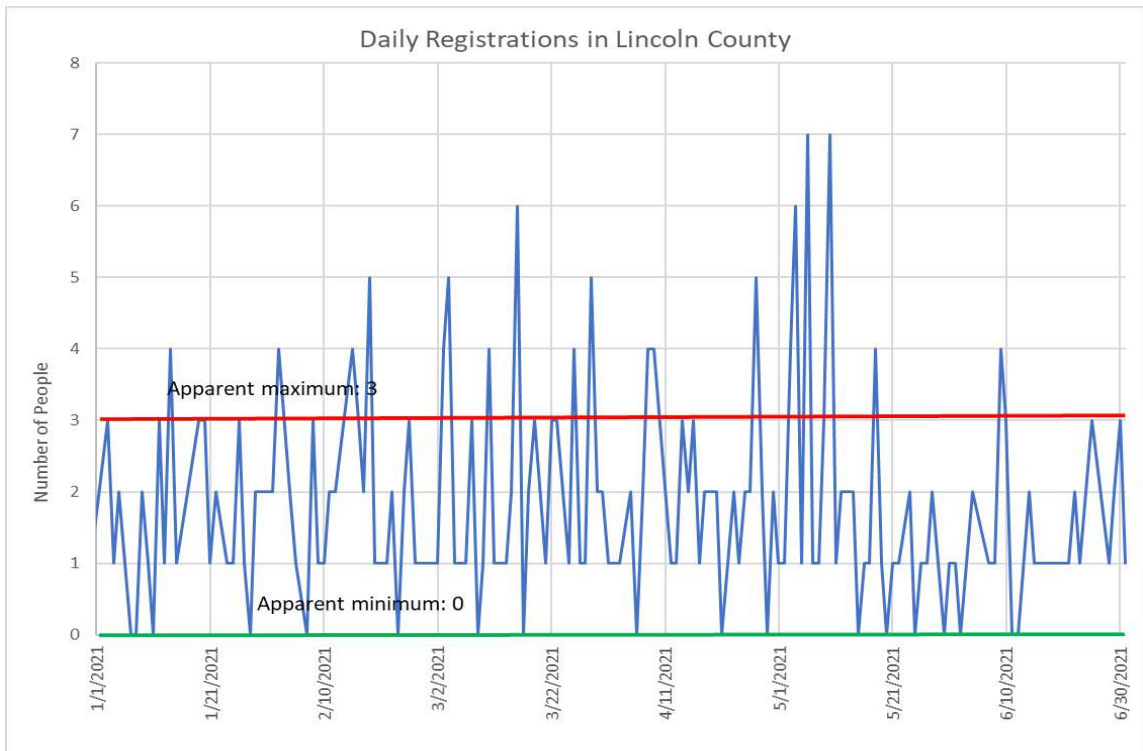
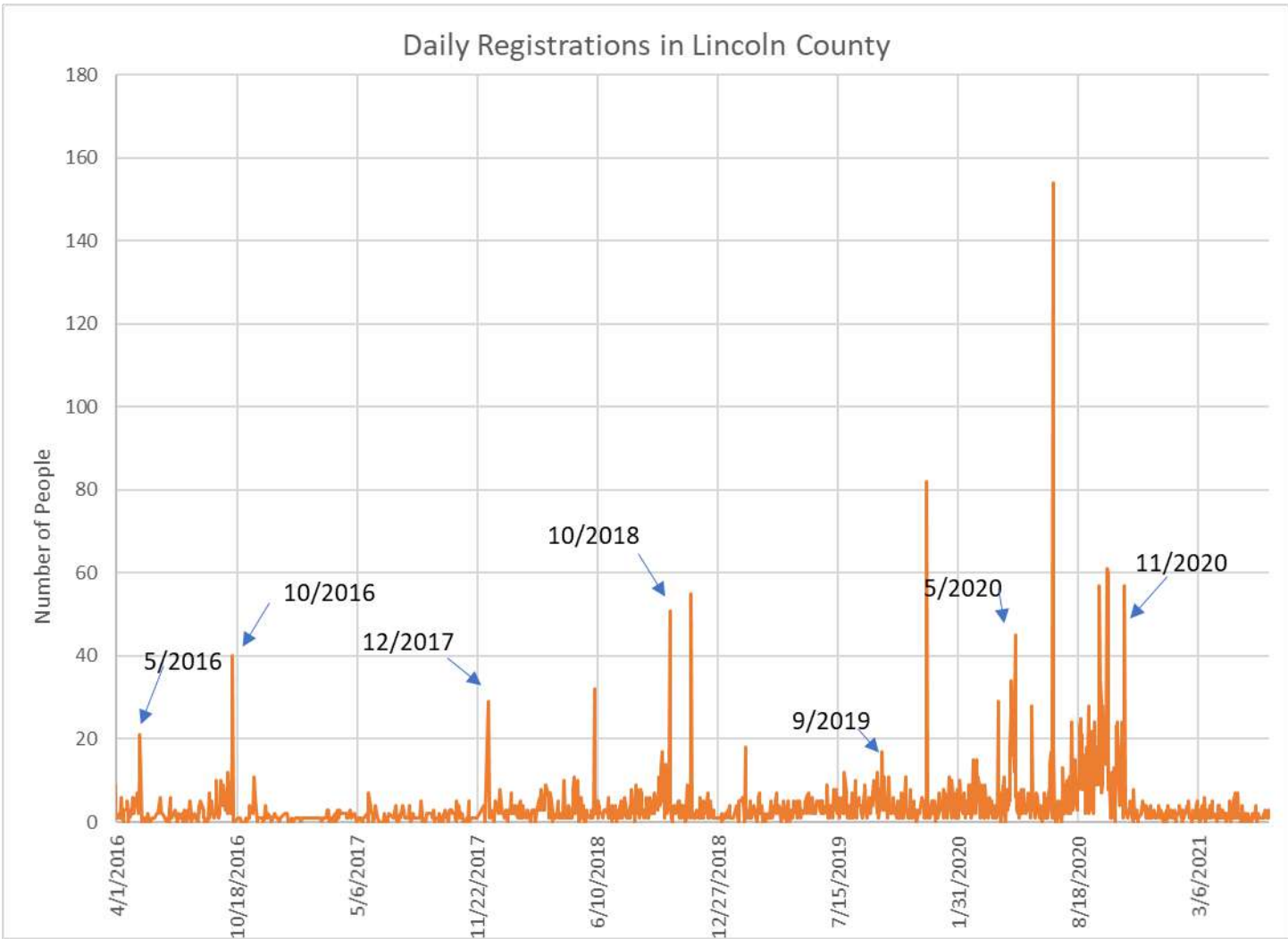


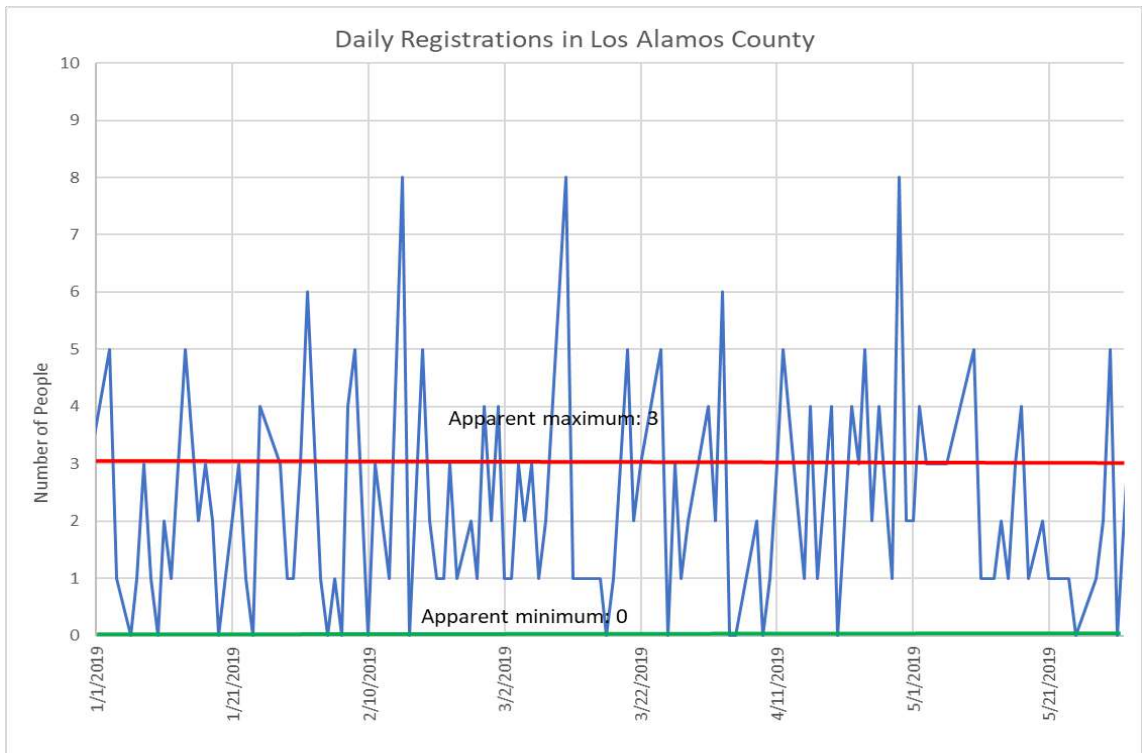
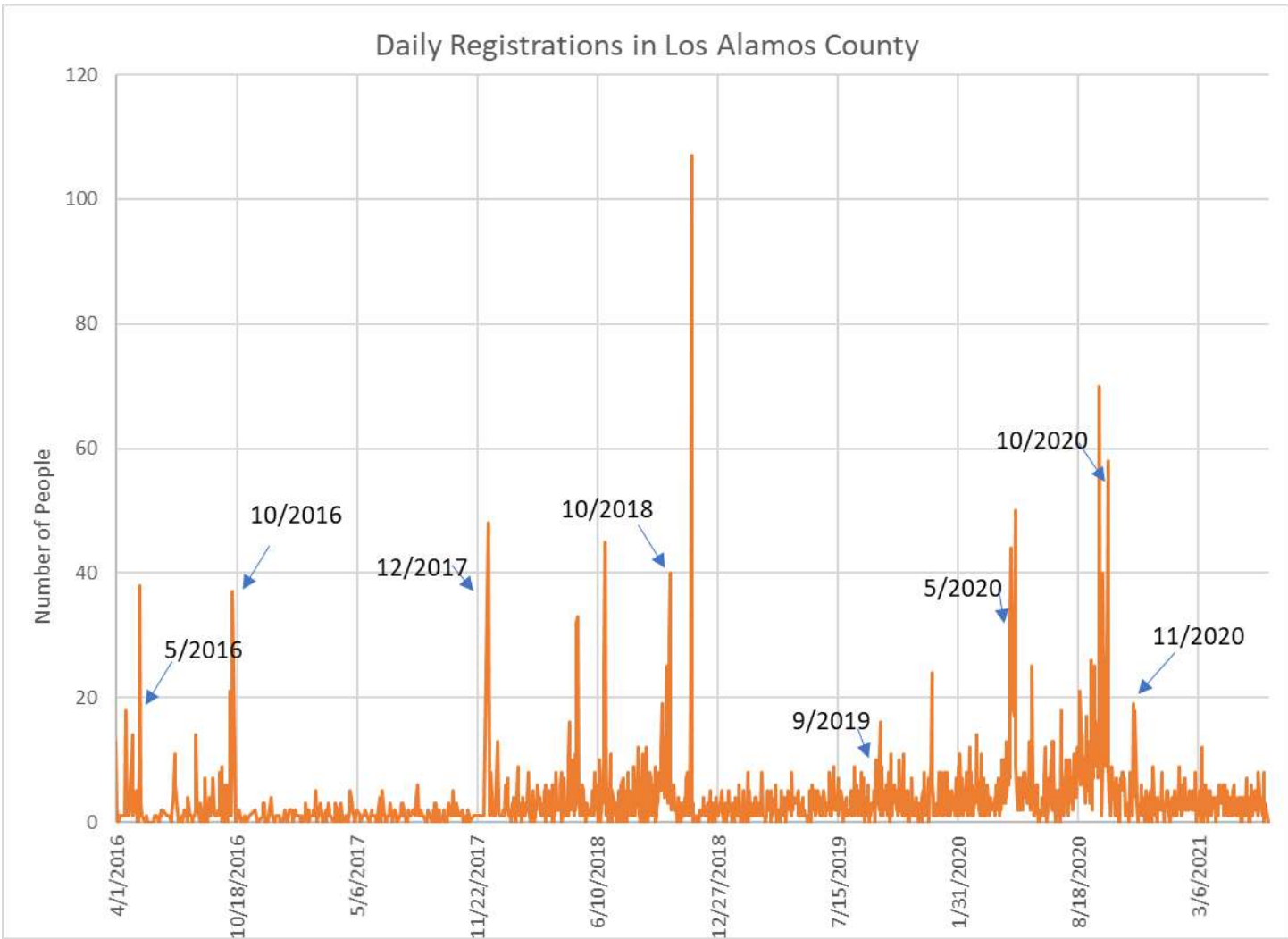
Daily Registrations in Harding County - Population Maxed Out

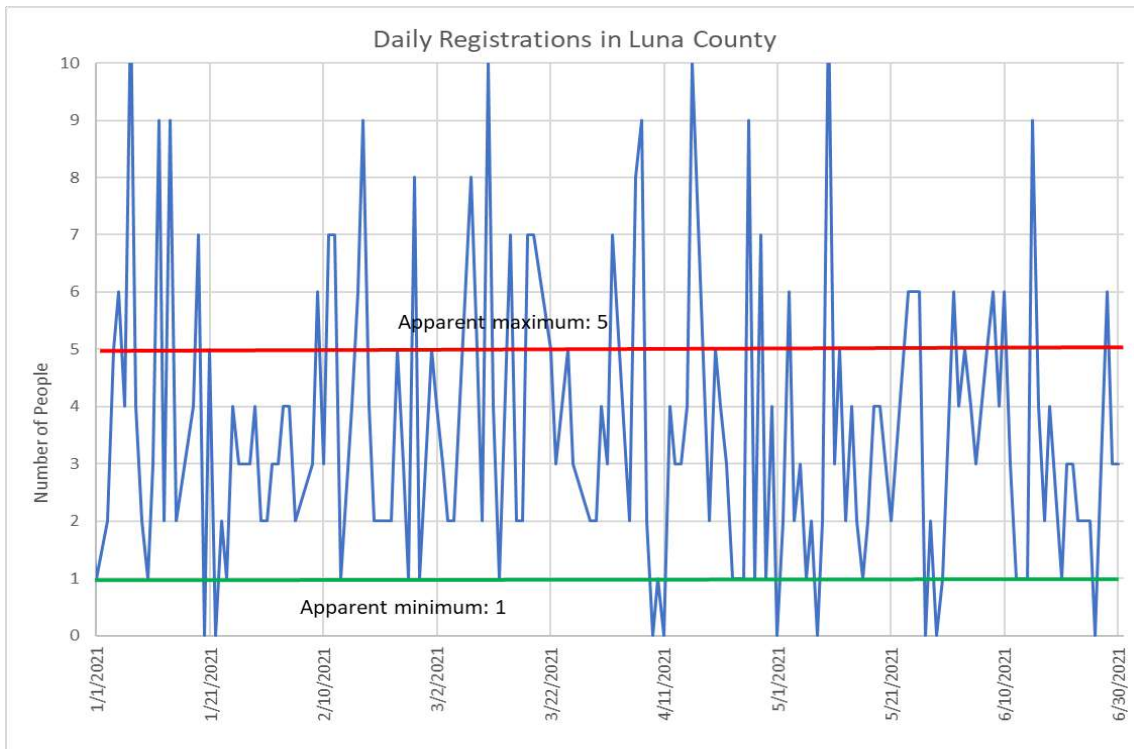
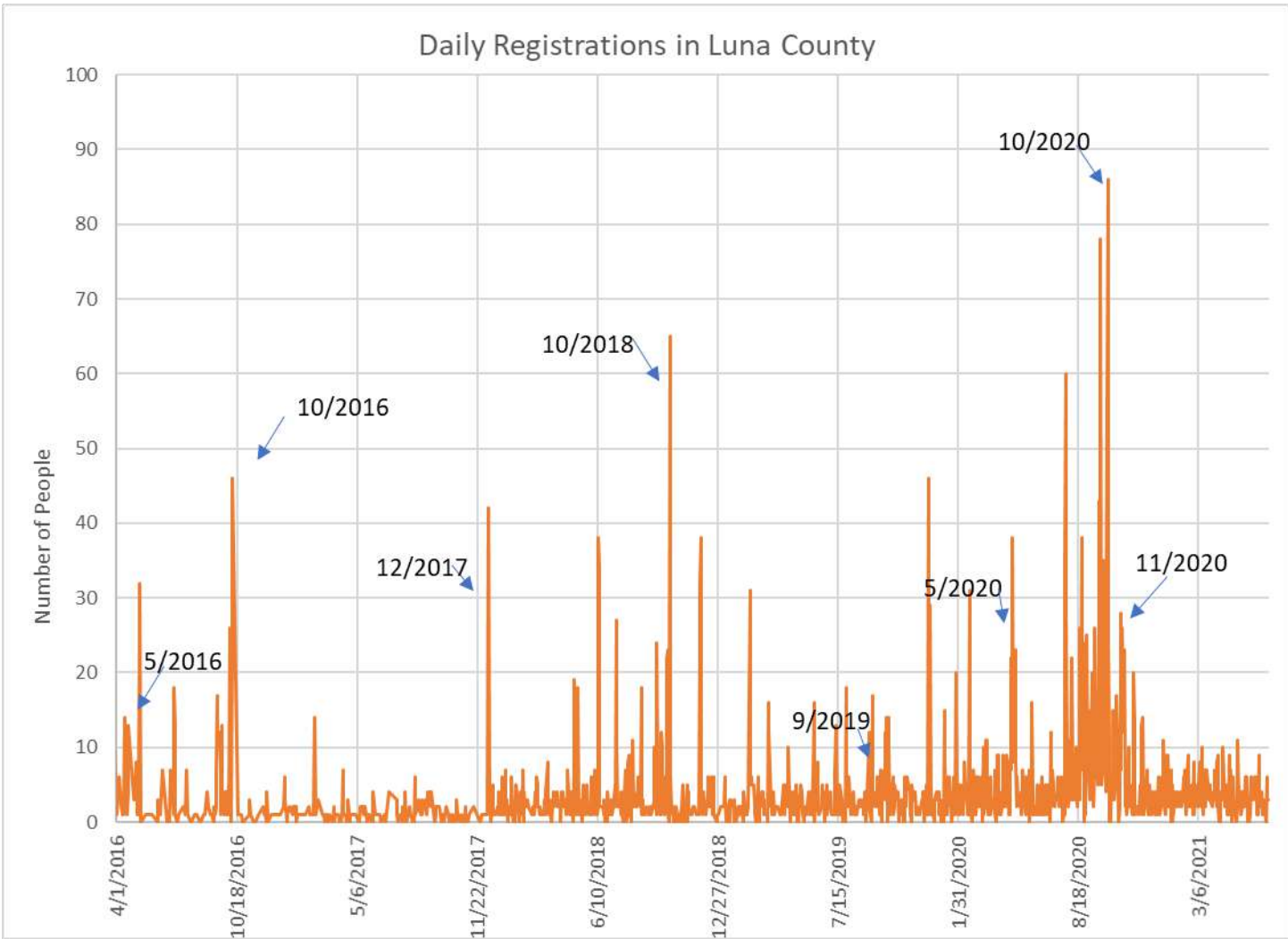


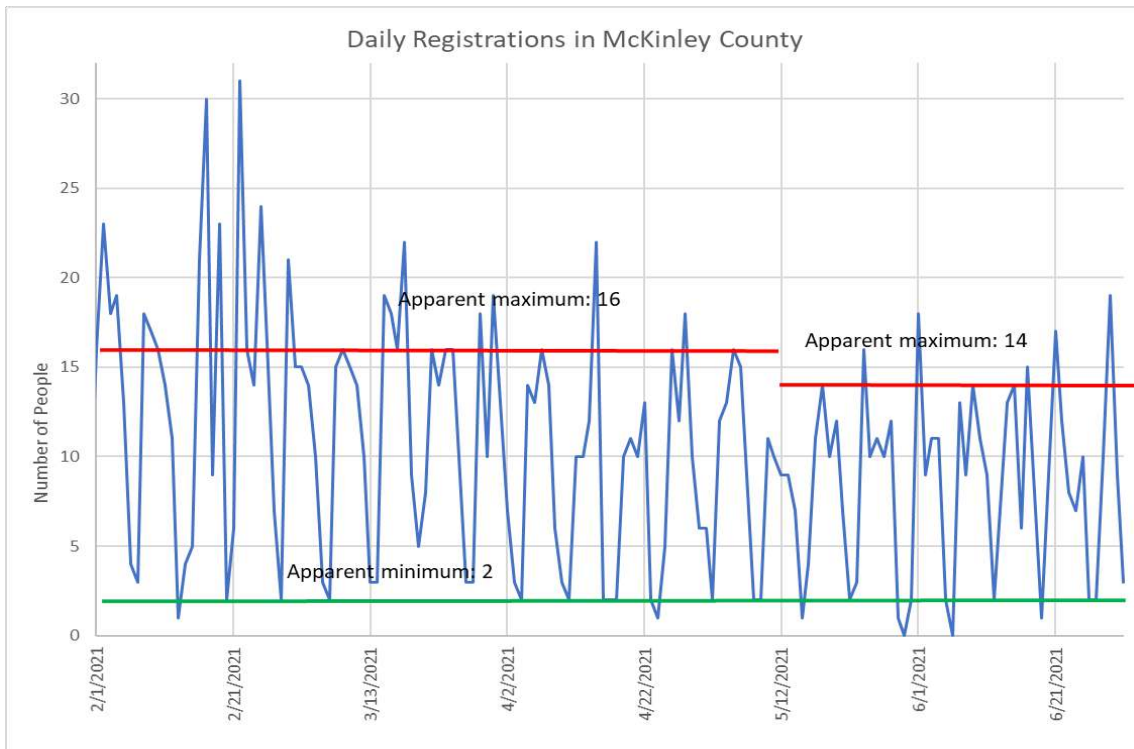
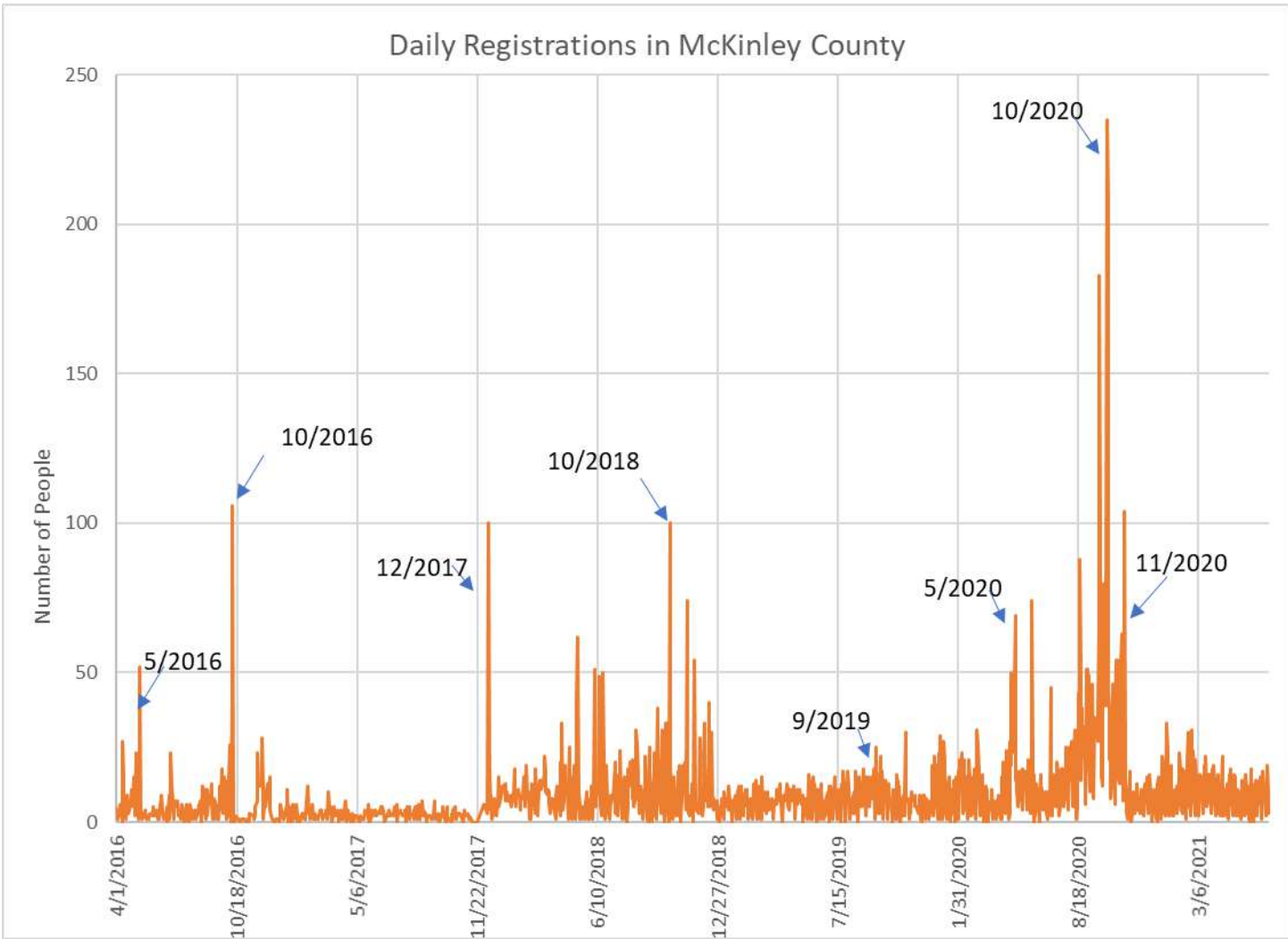


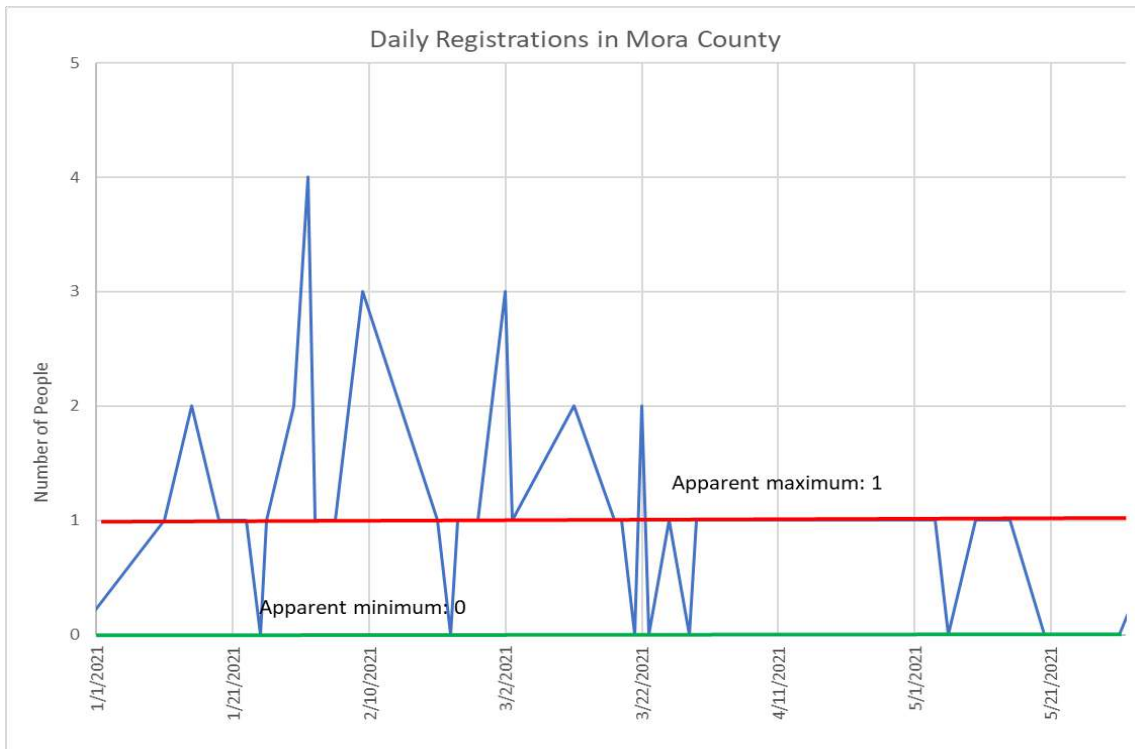
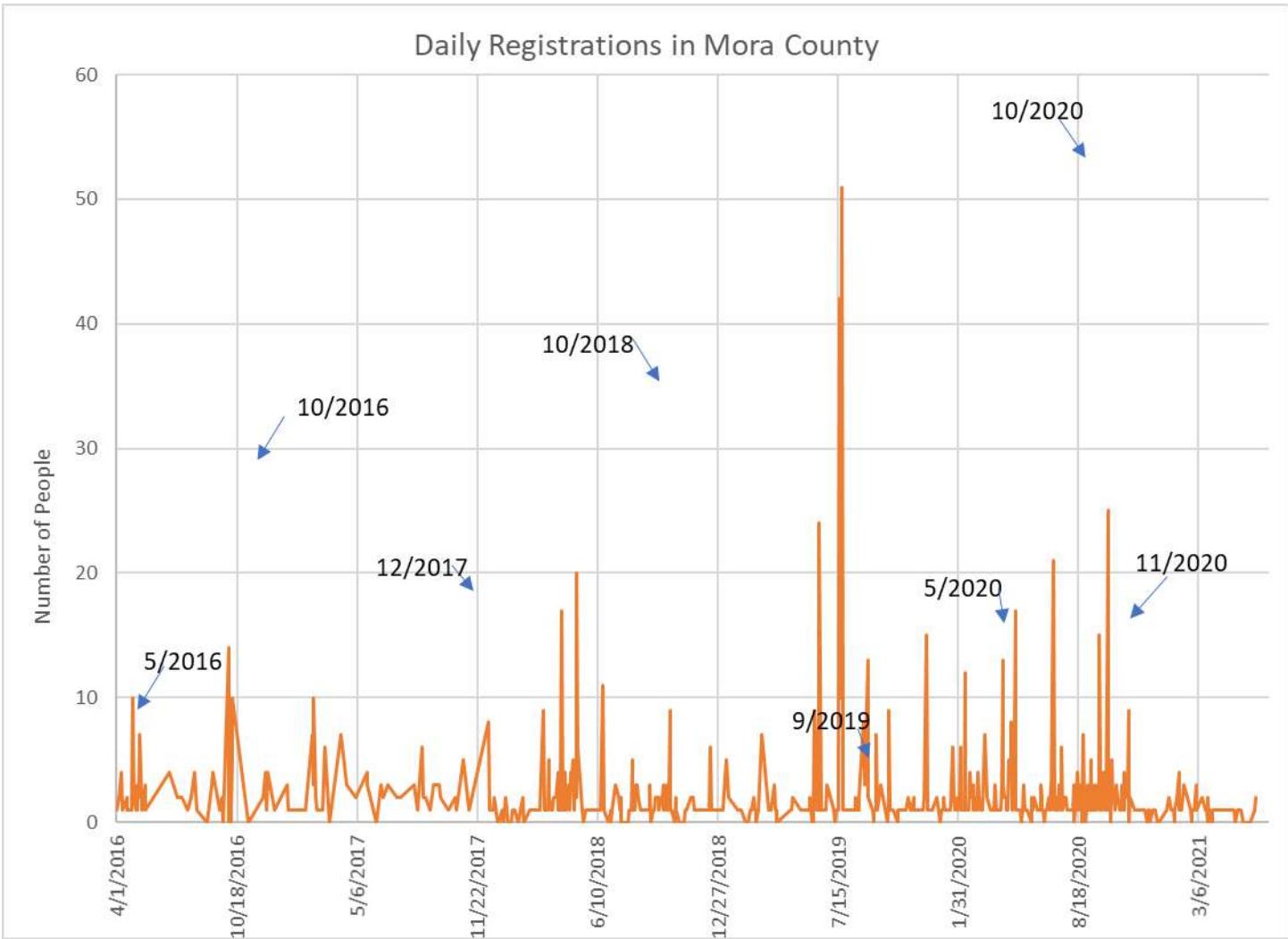


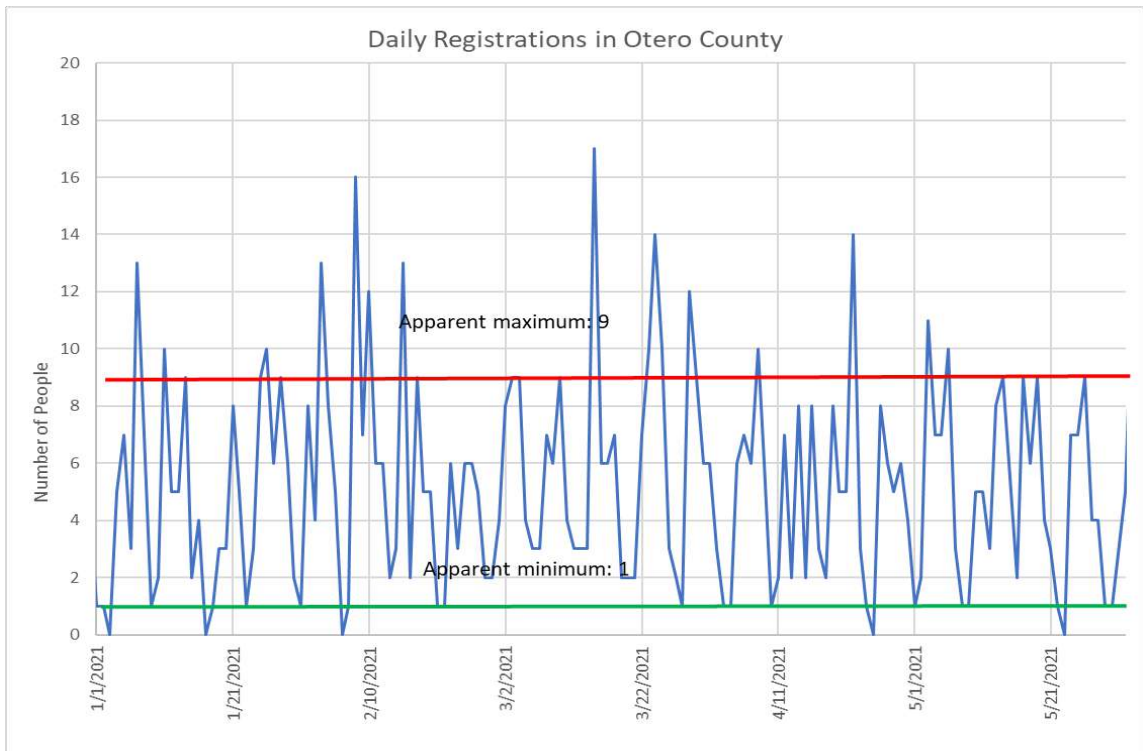
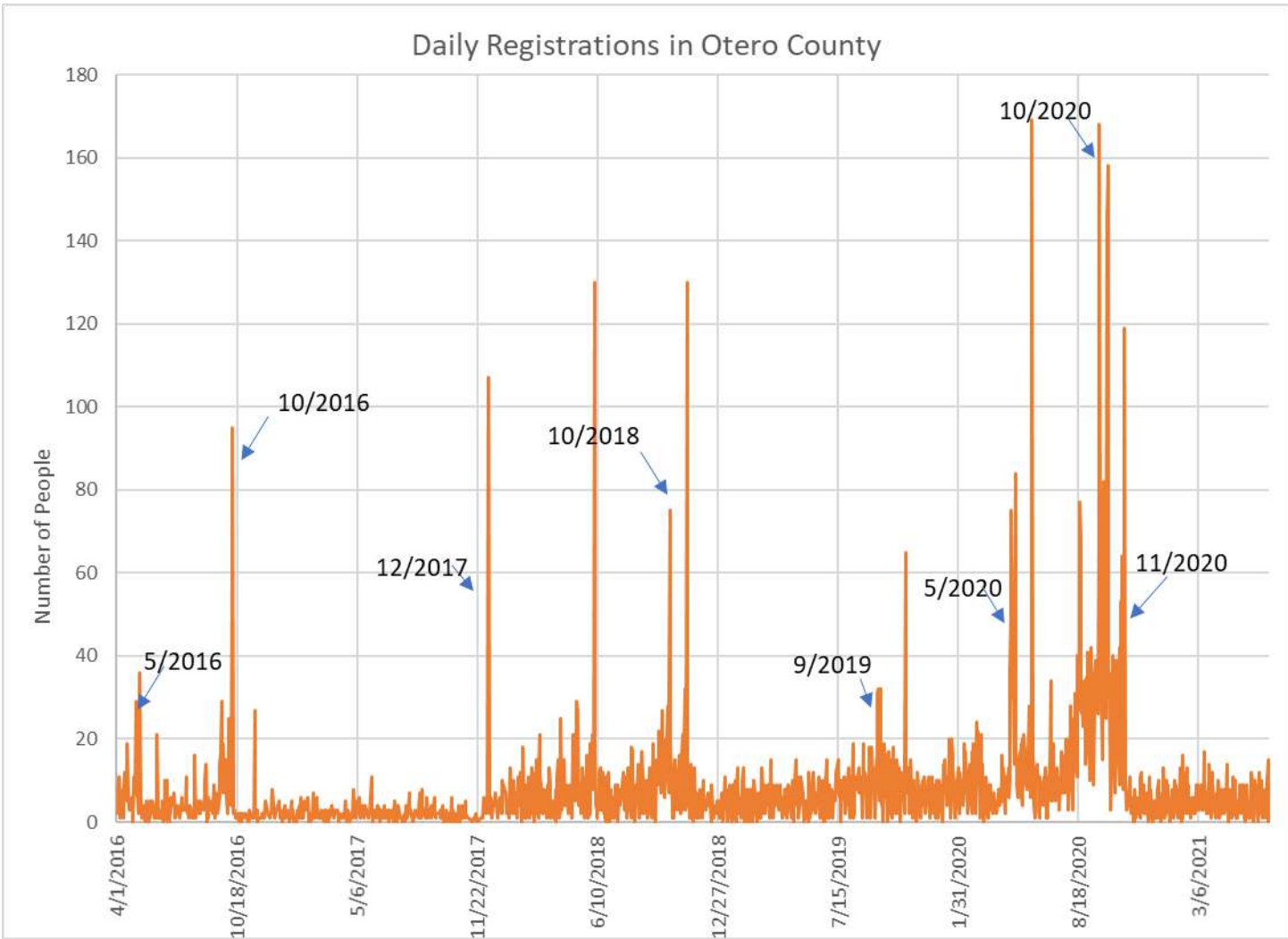


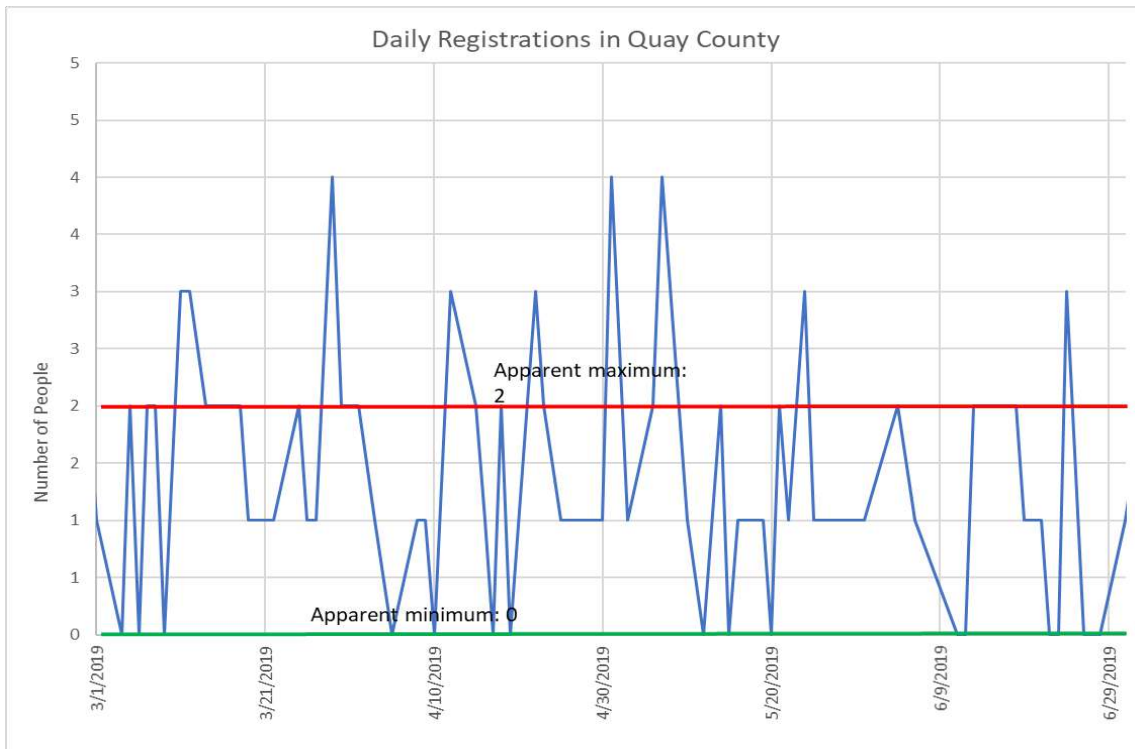
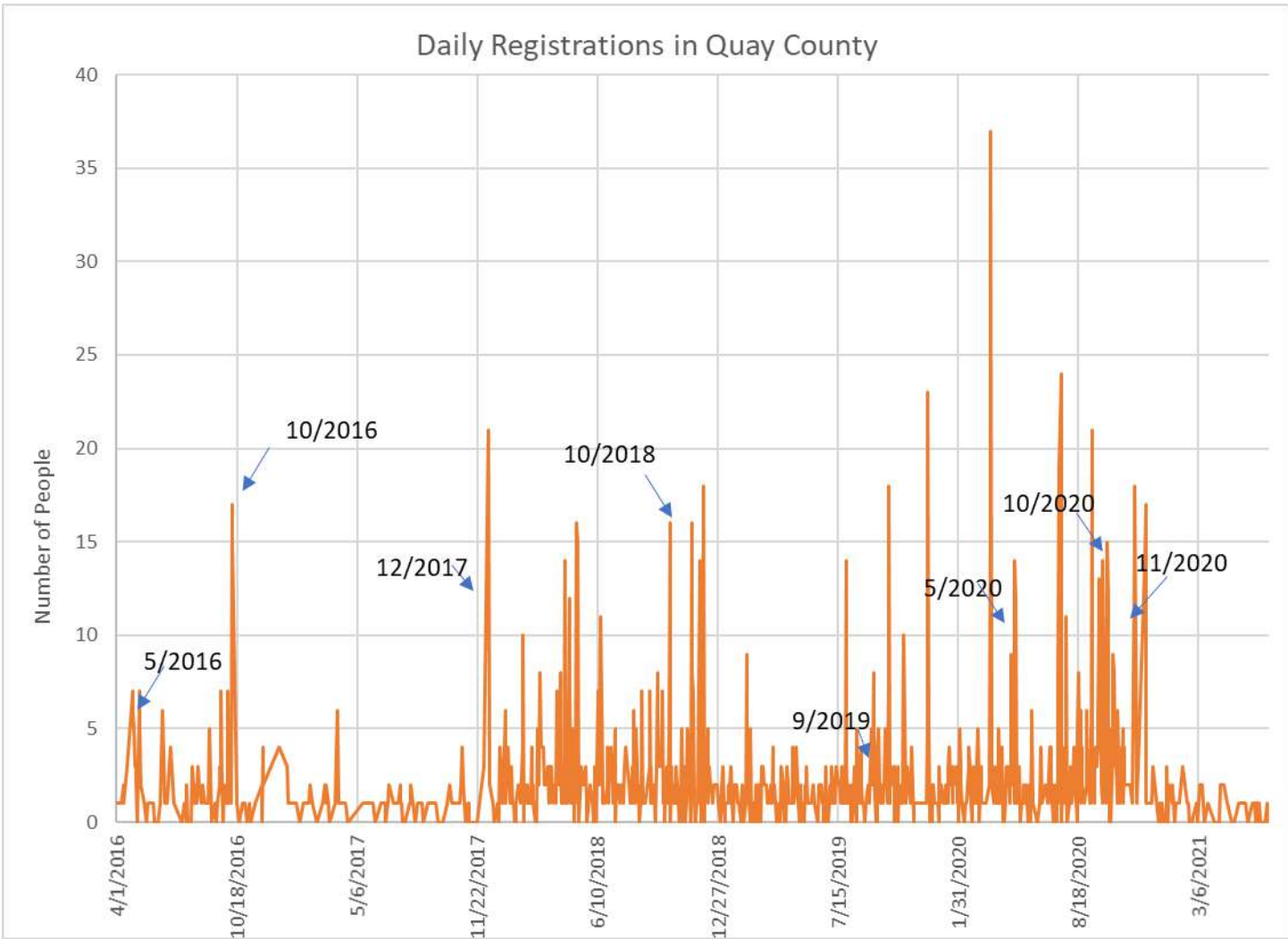


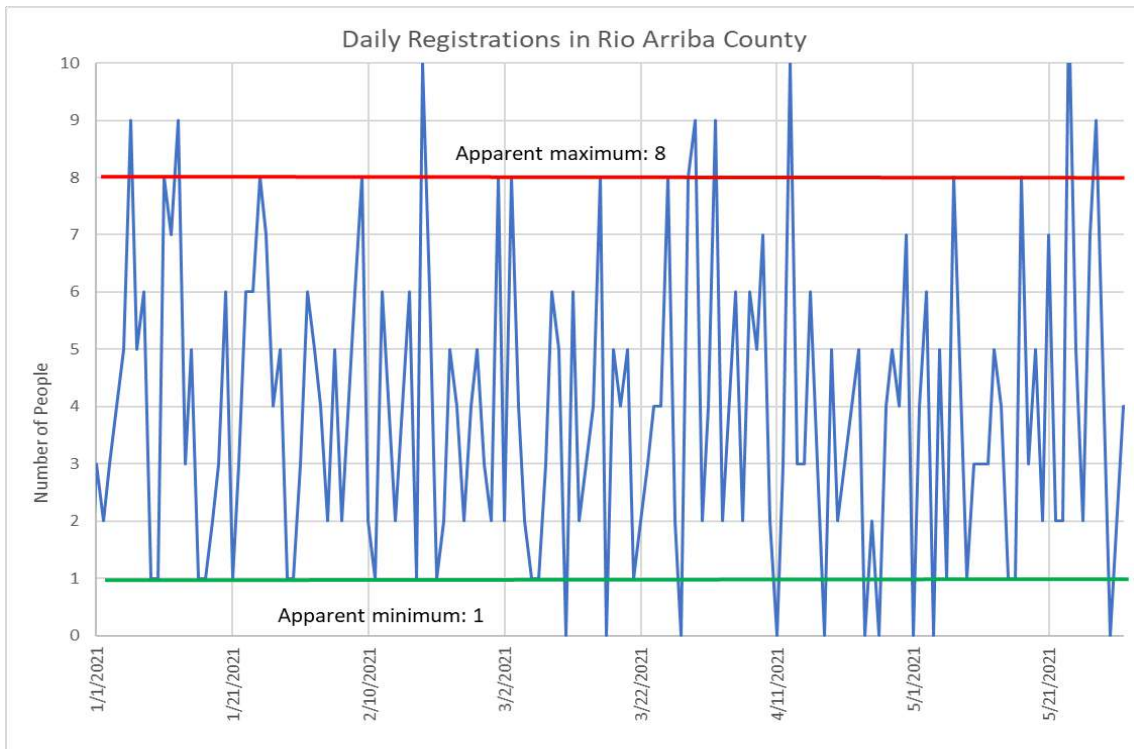
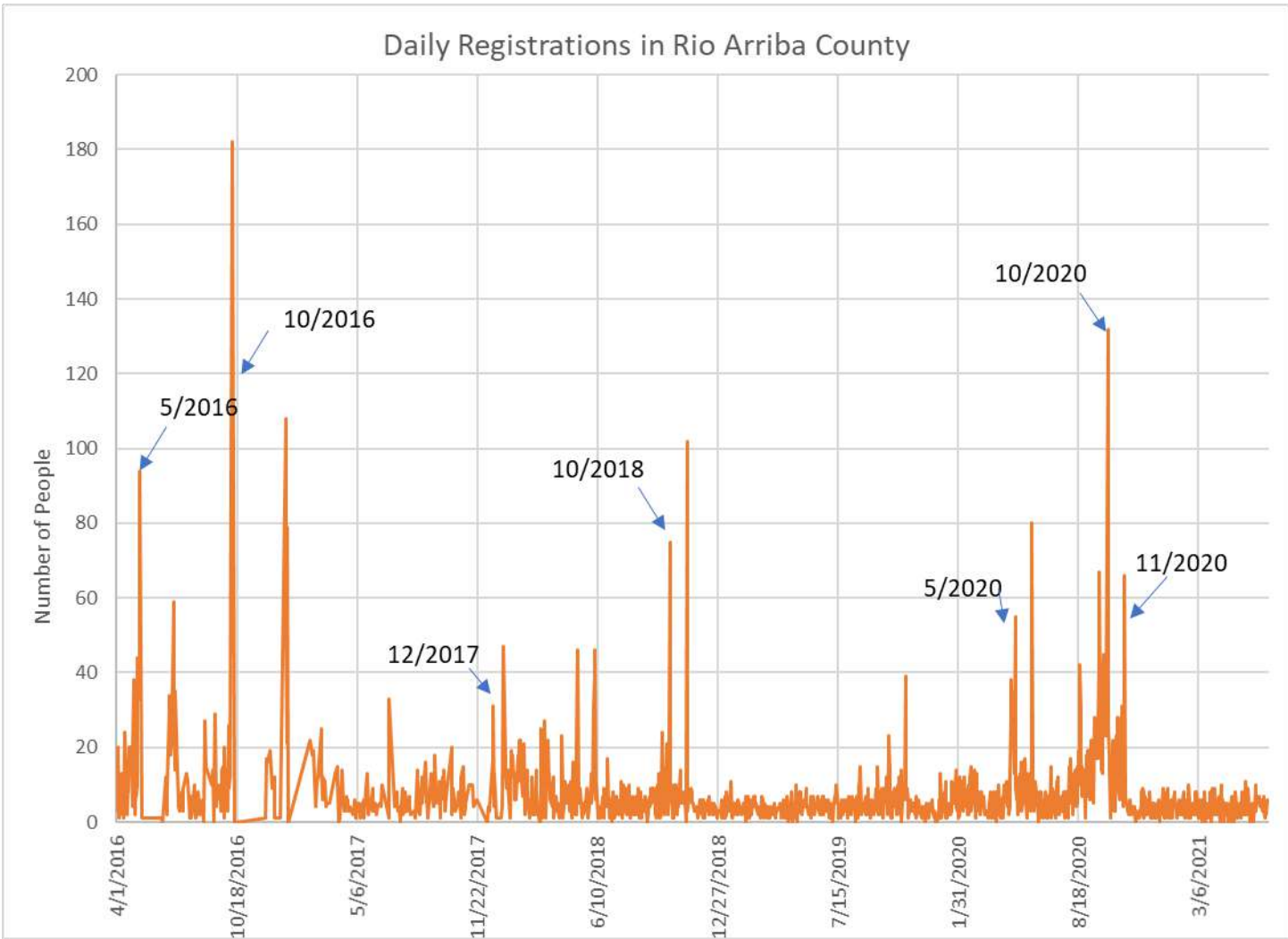


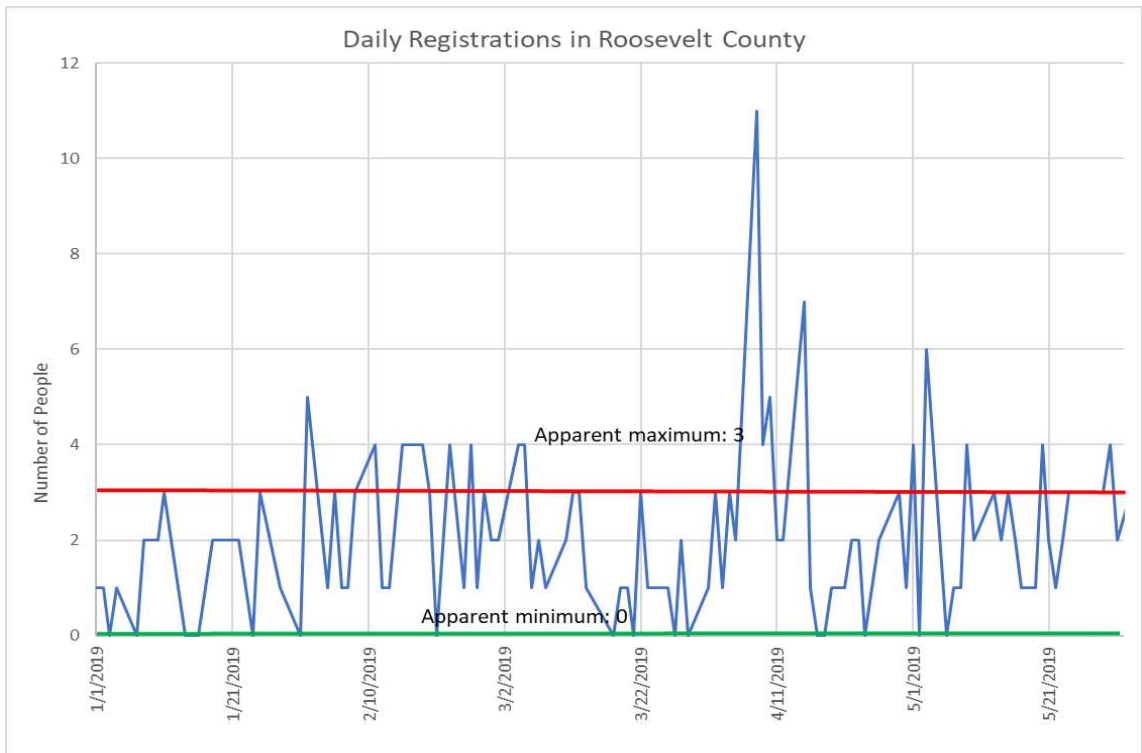
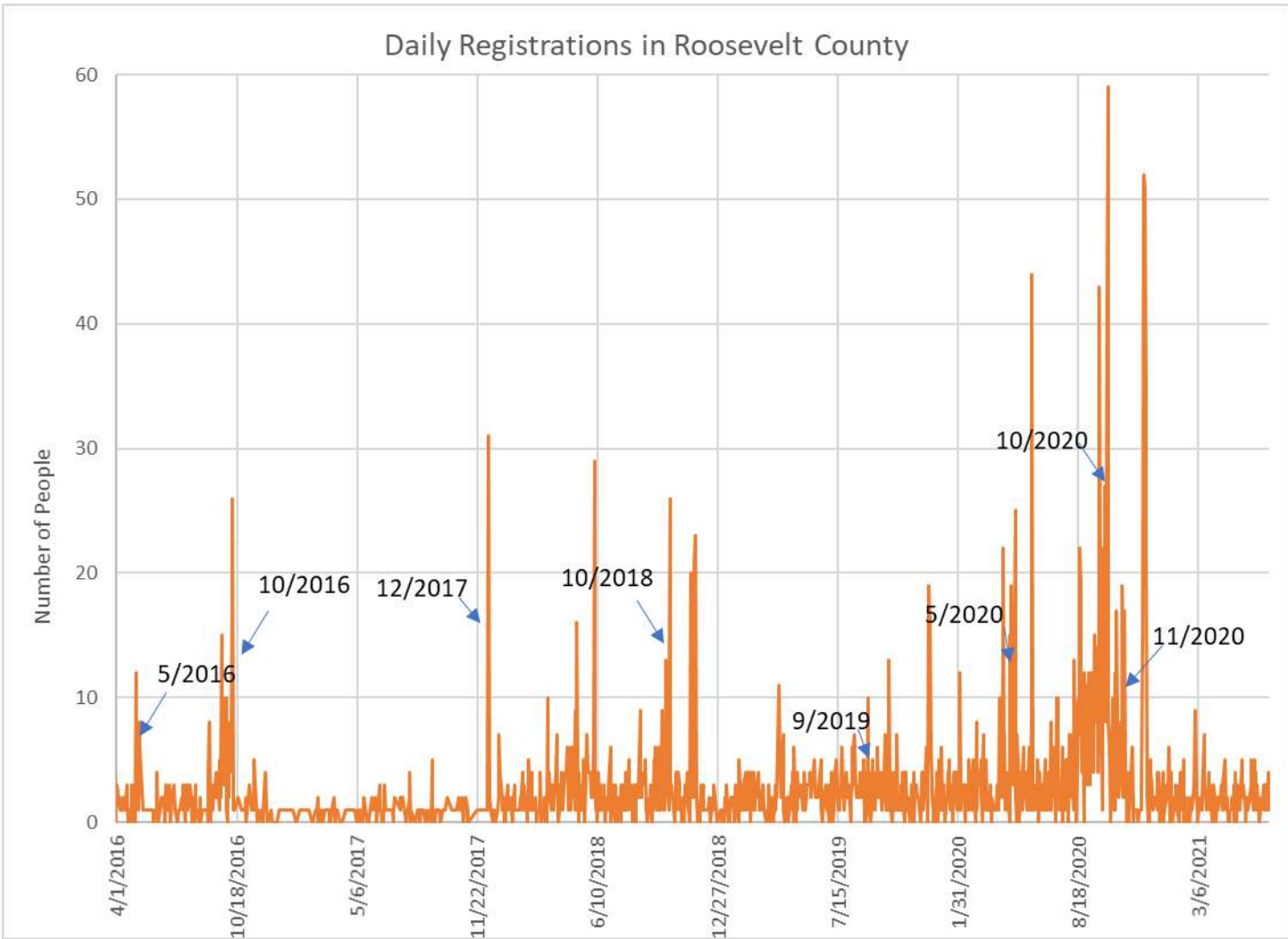


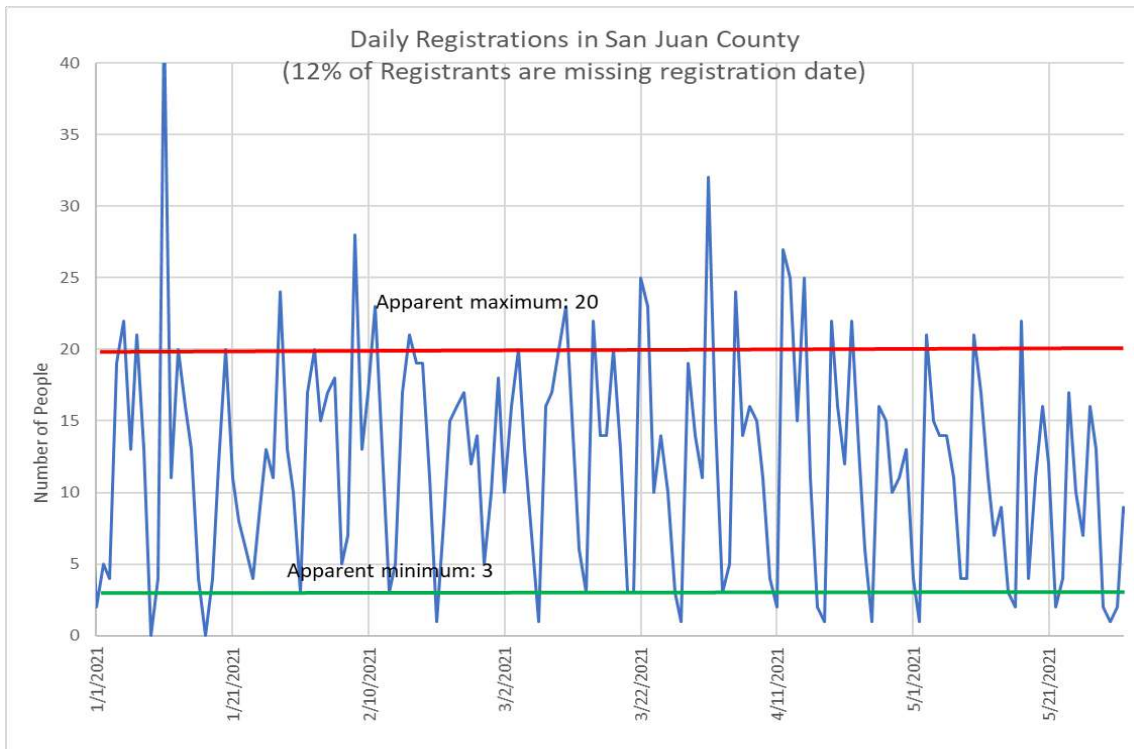
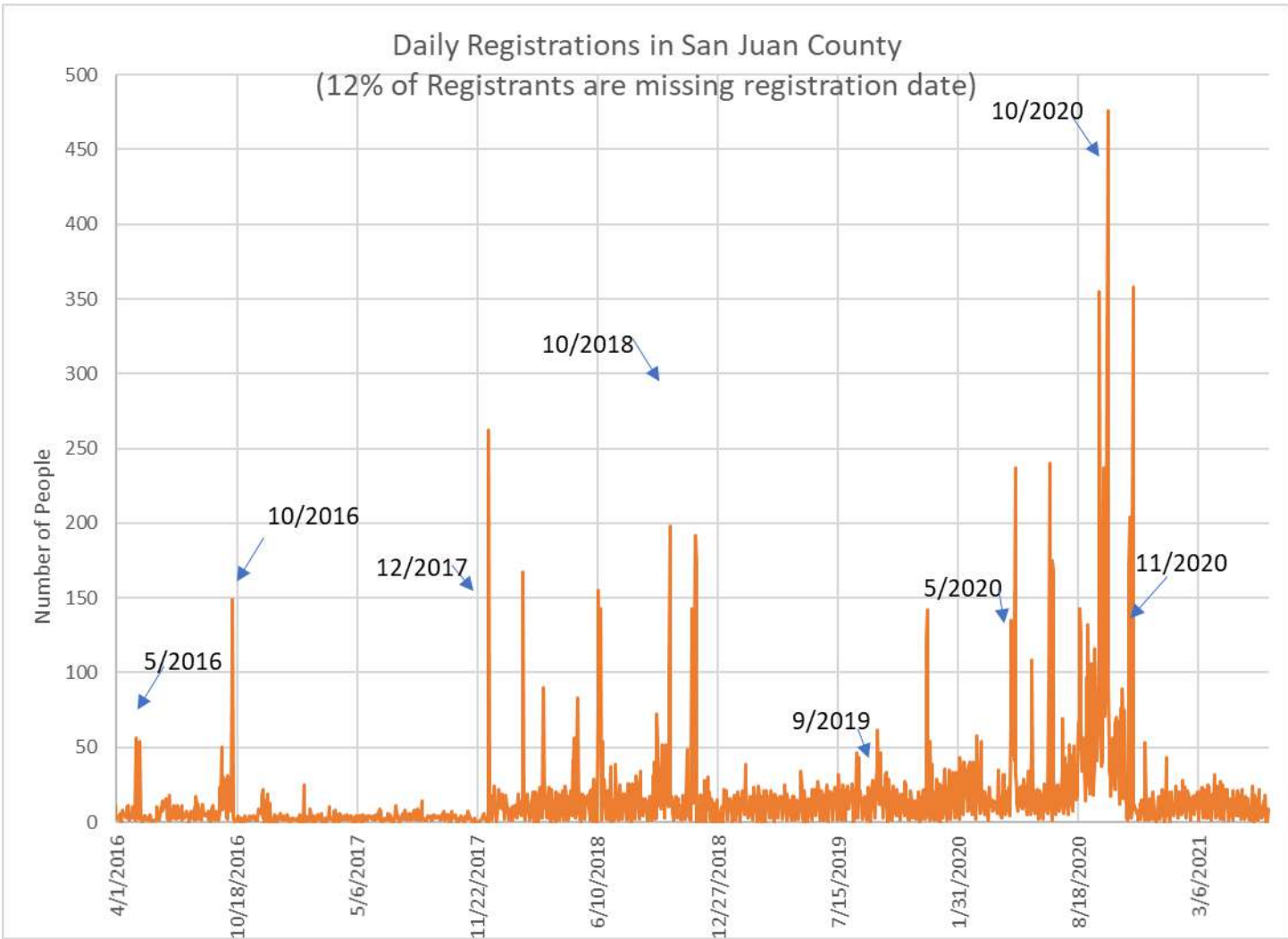


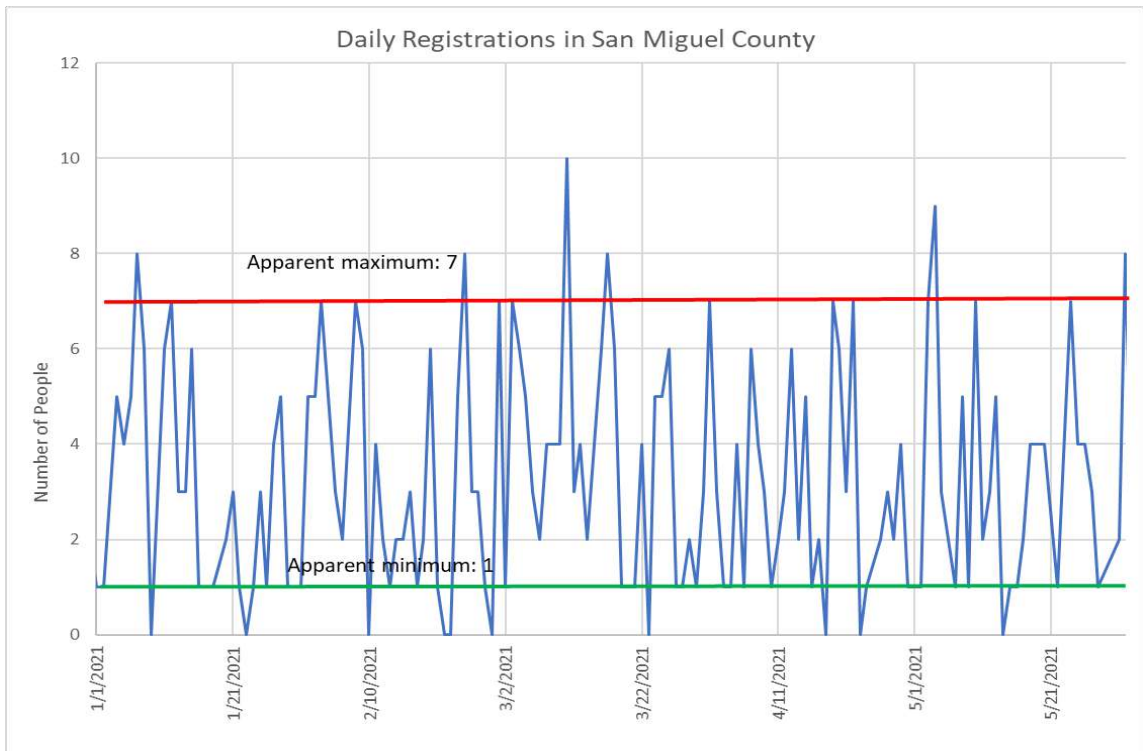
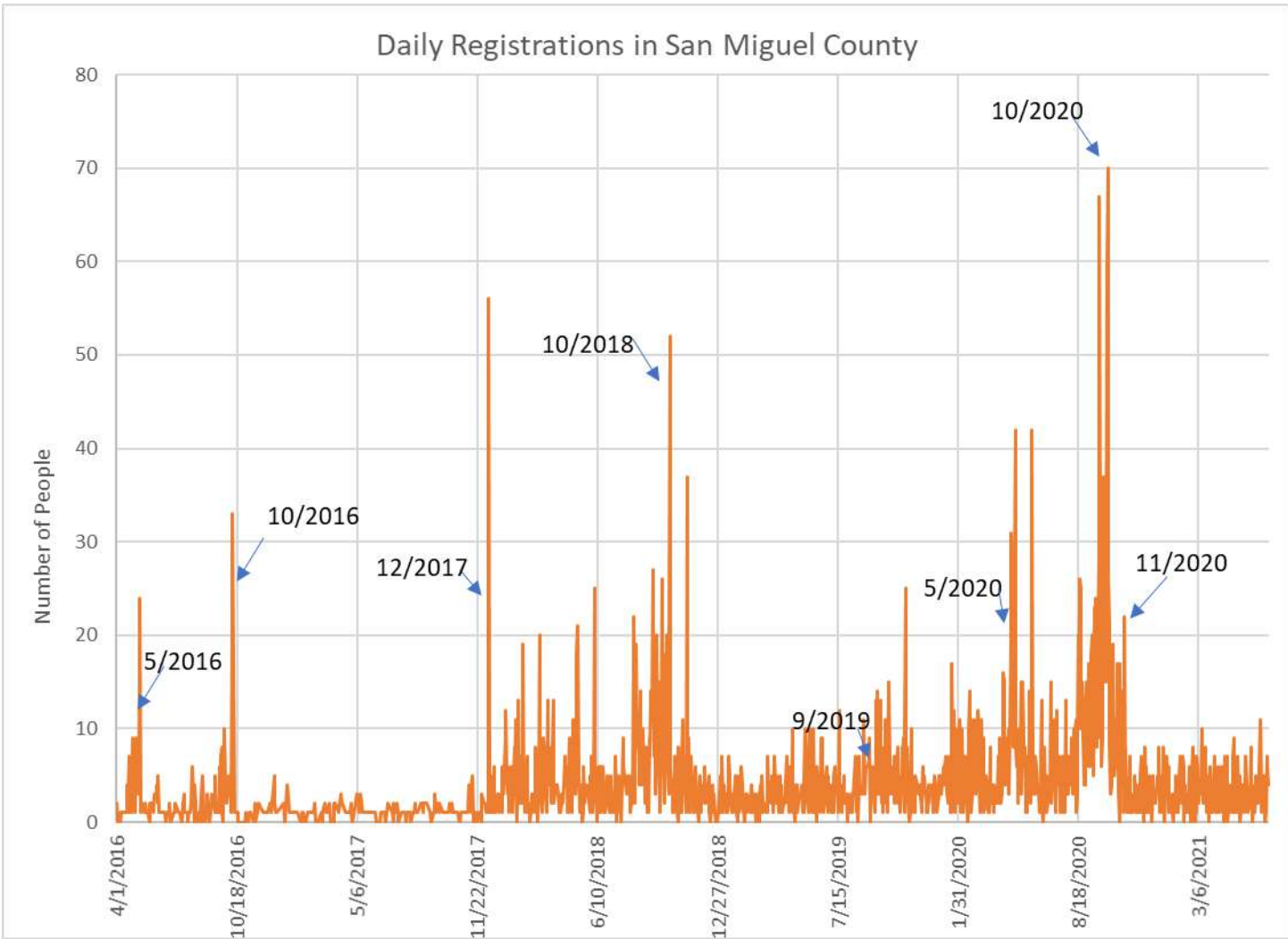


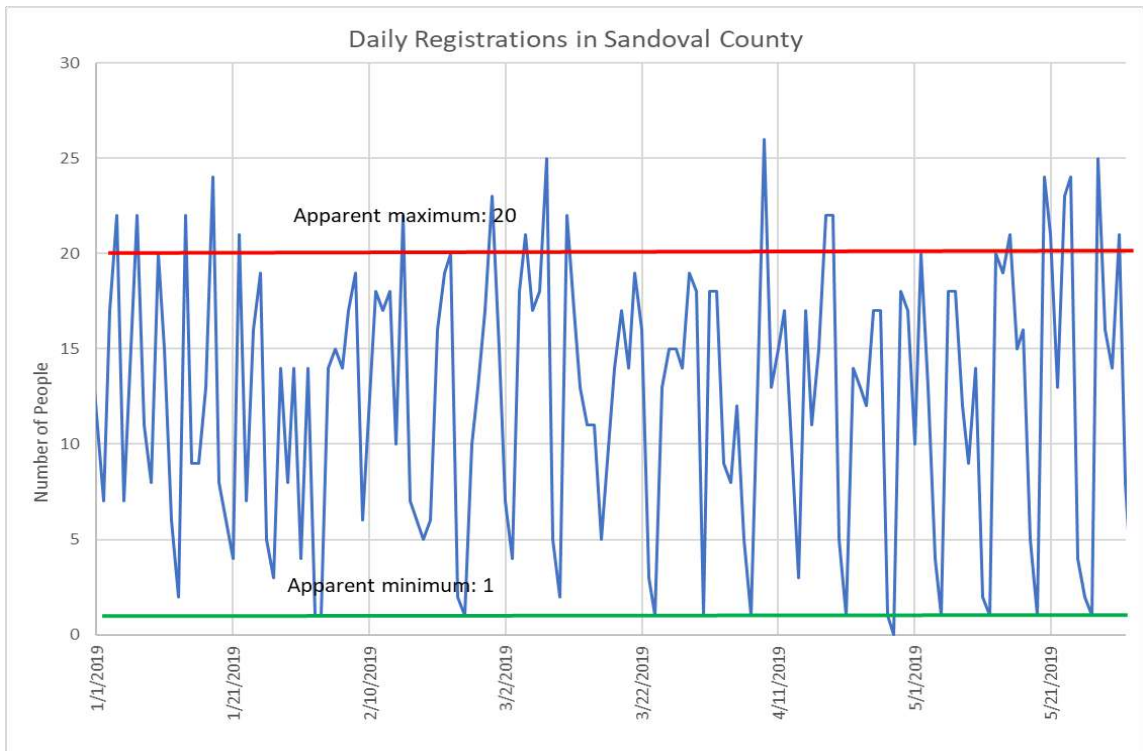
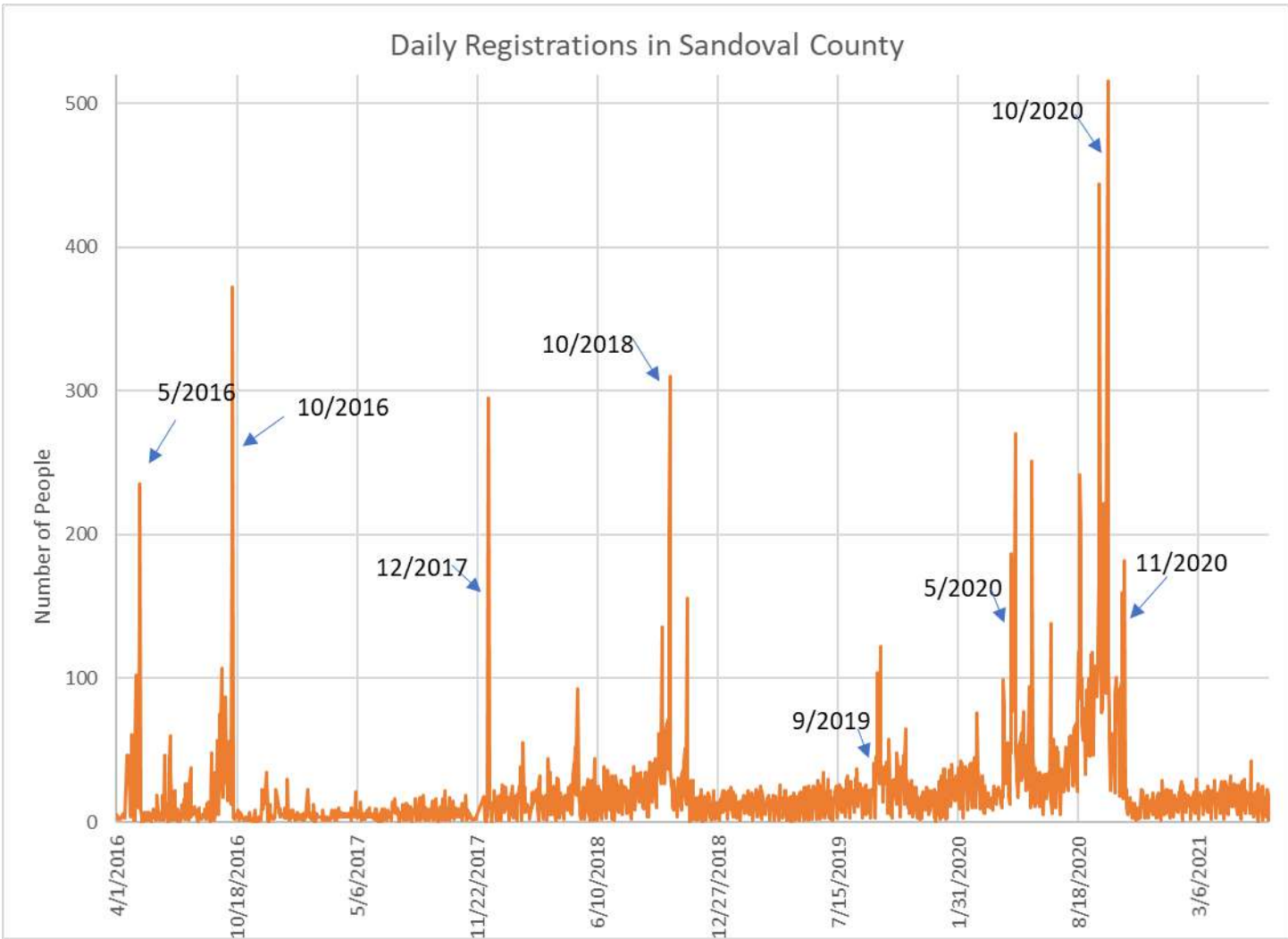


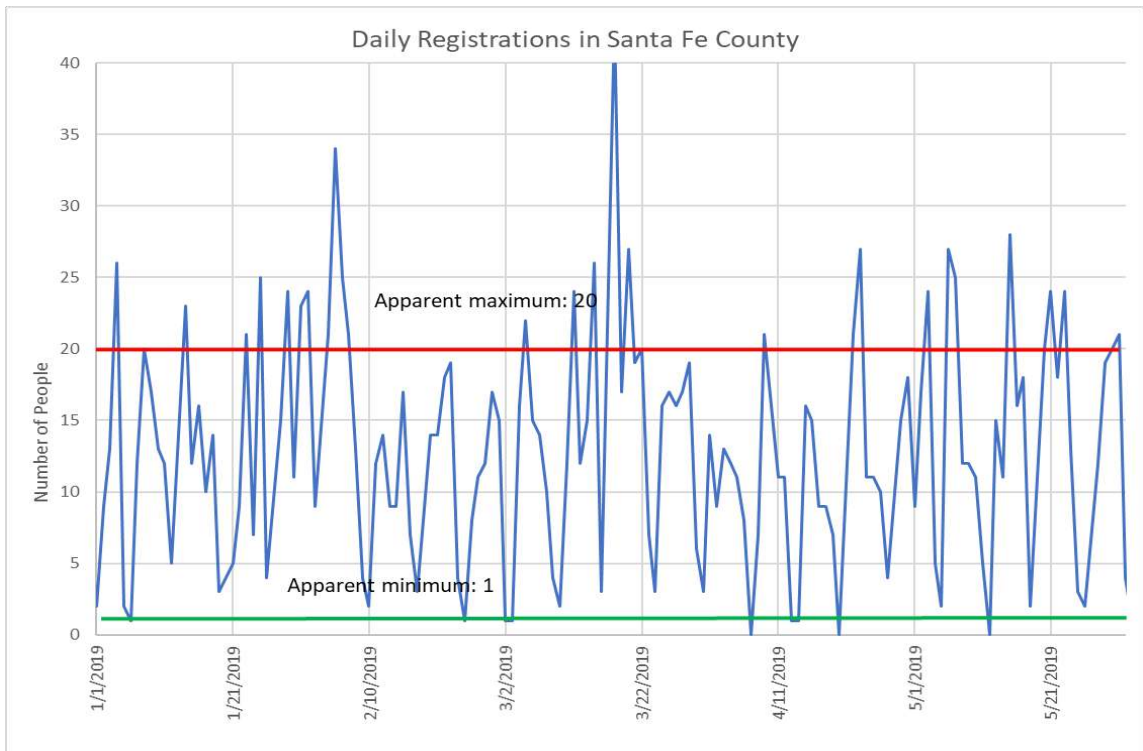
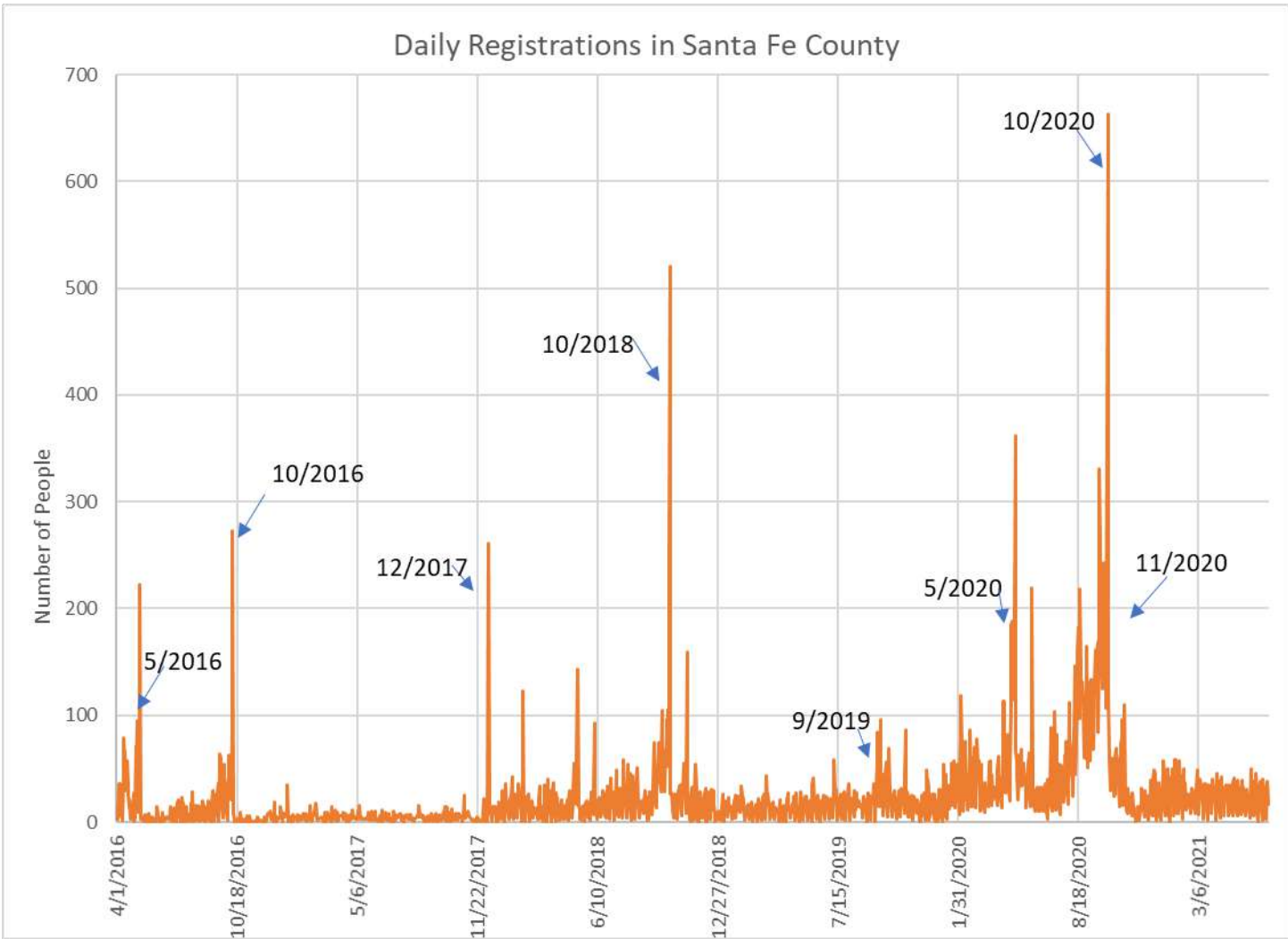


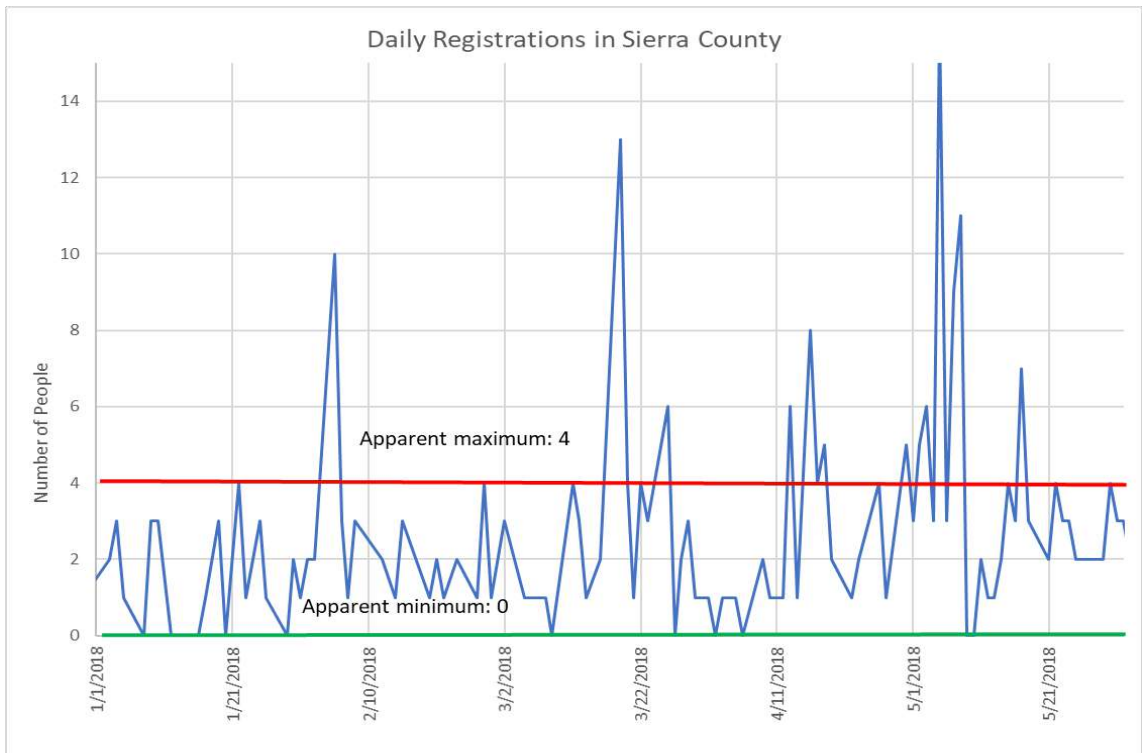
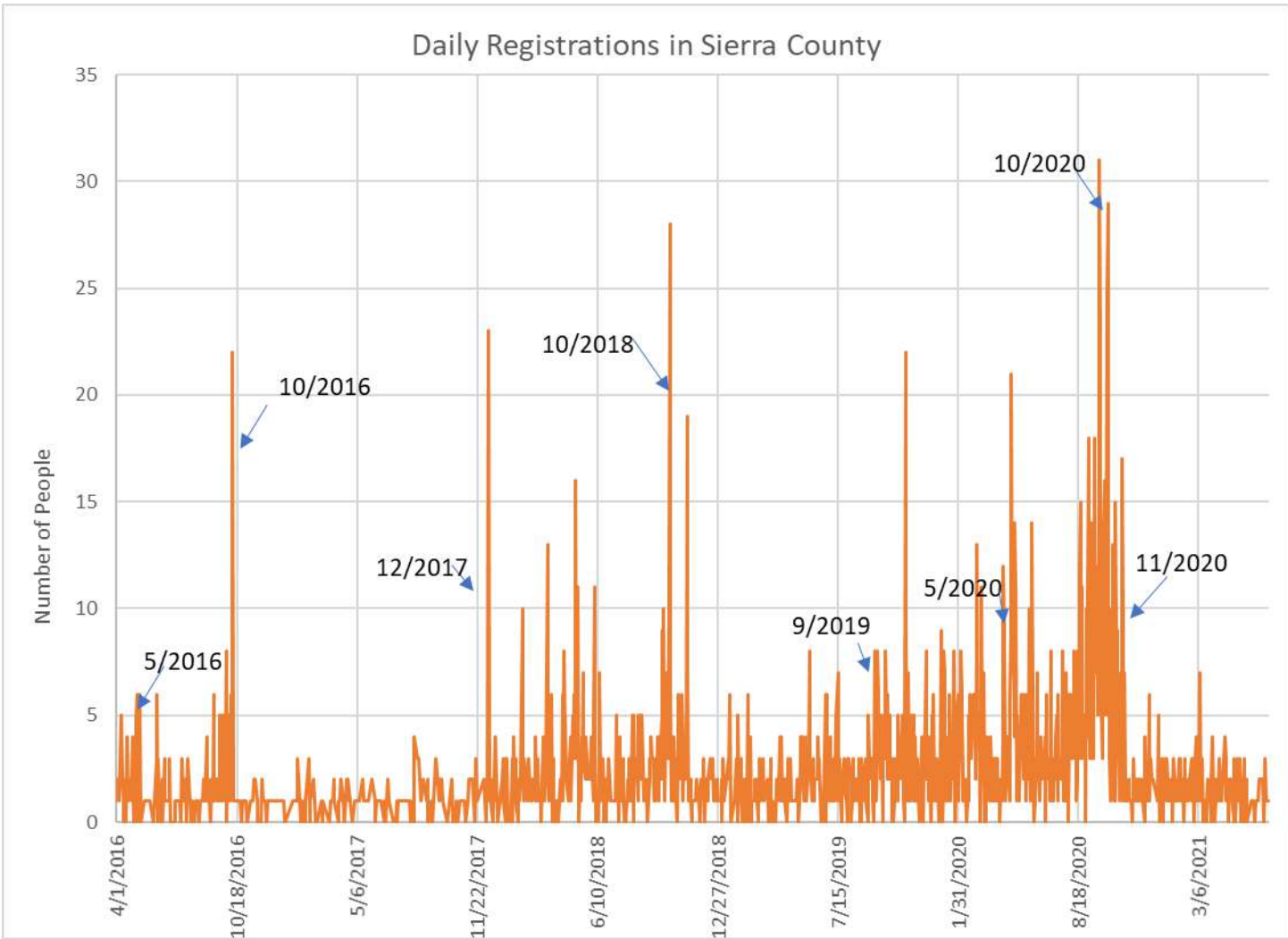


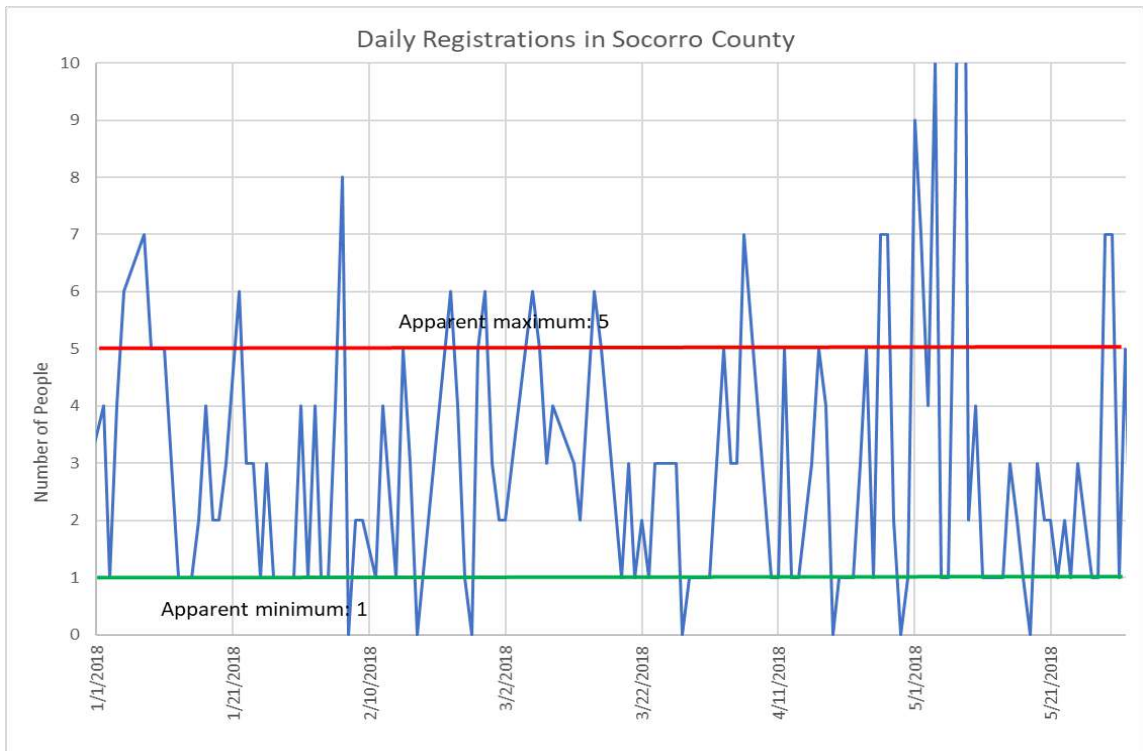
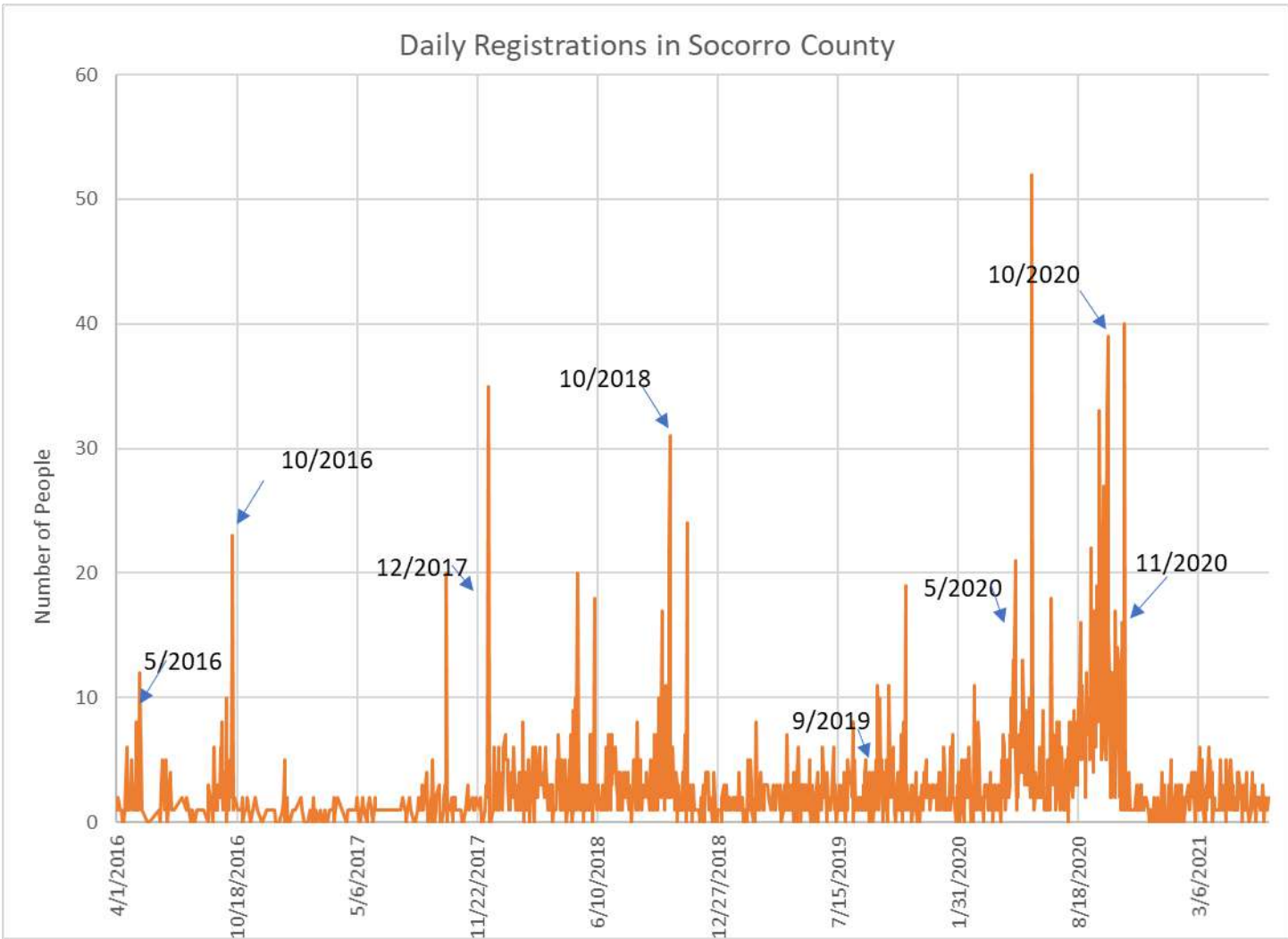


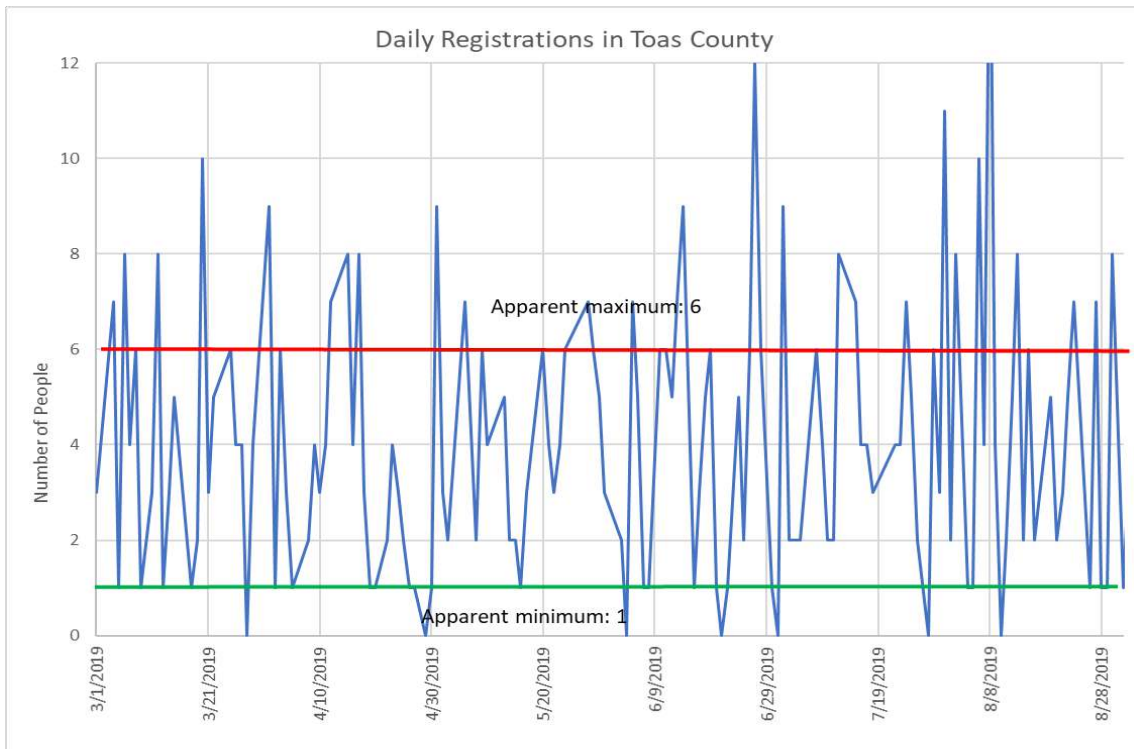
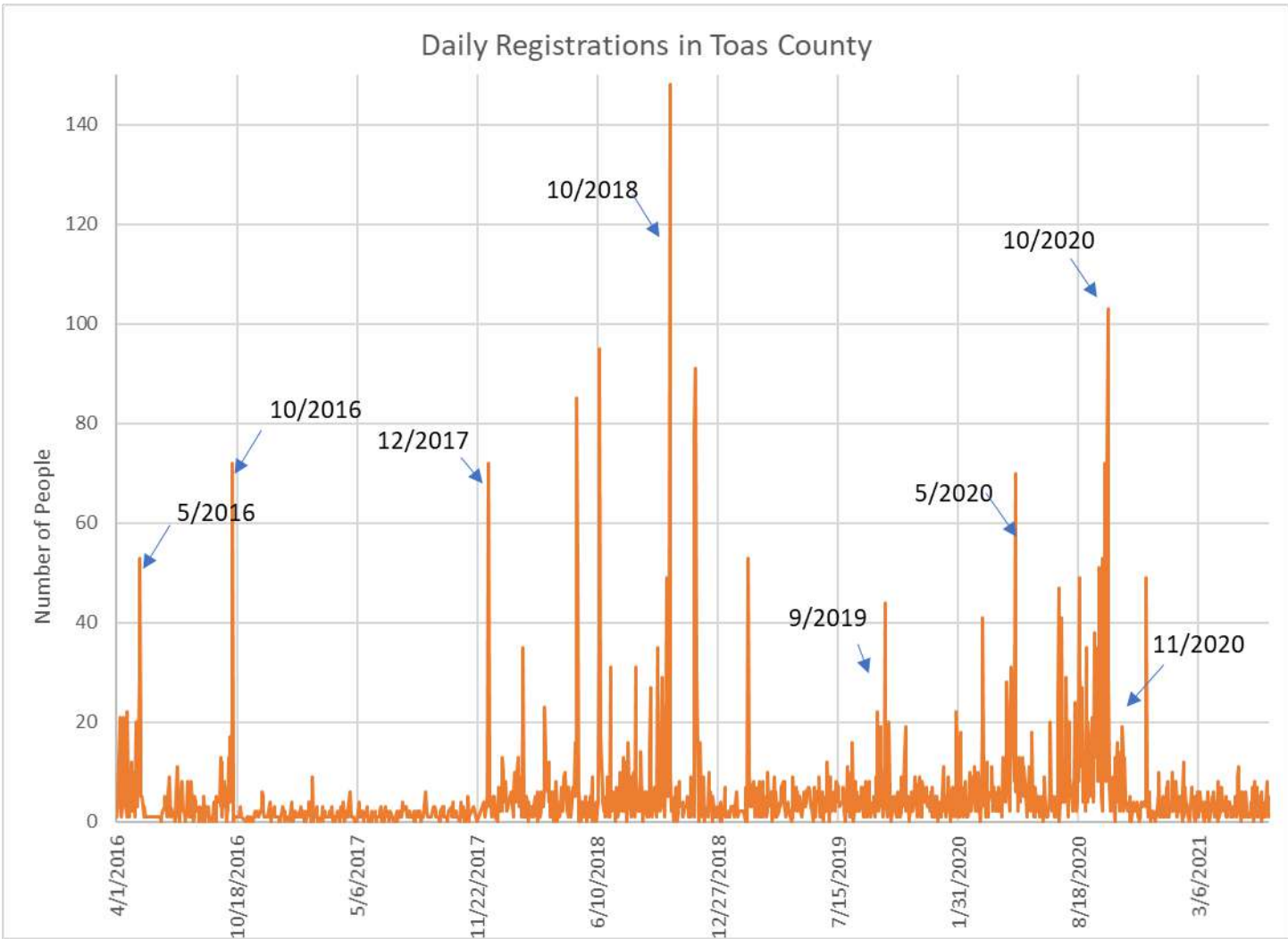


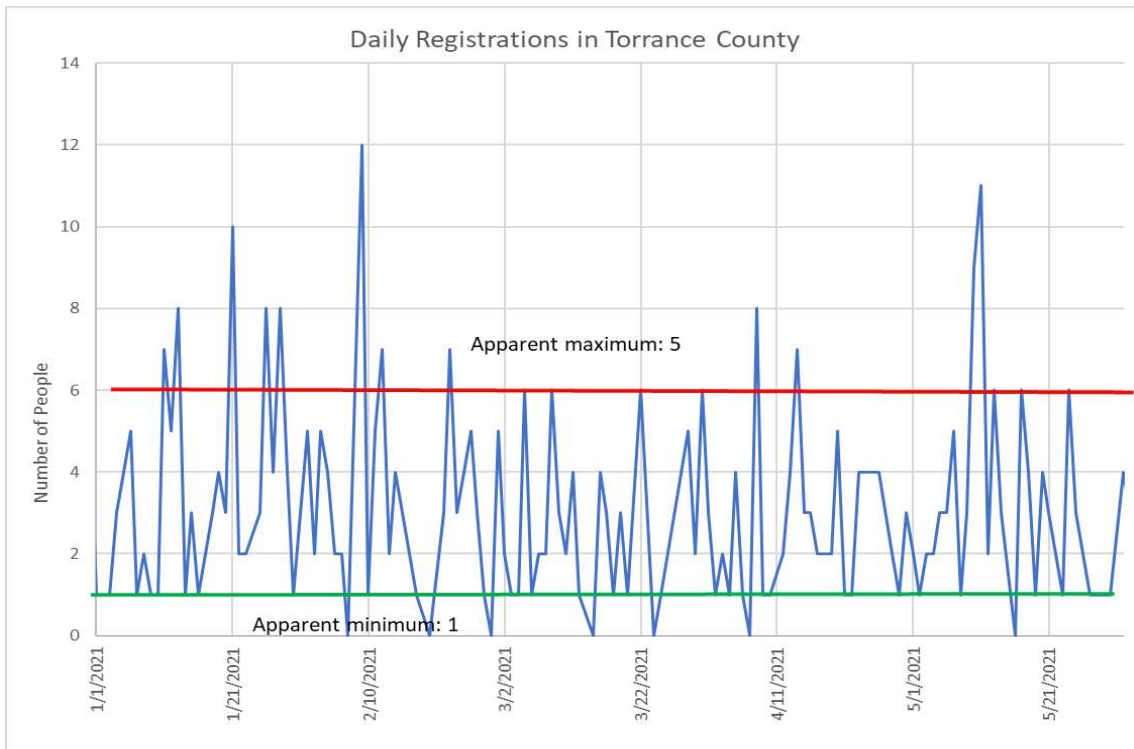
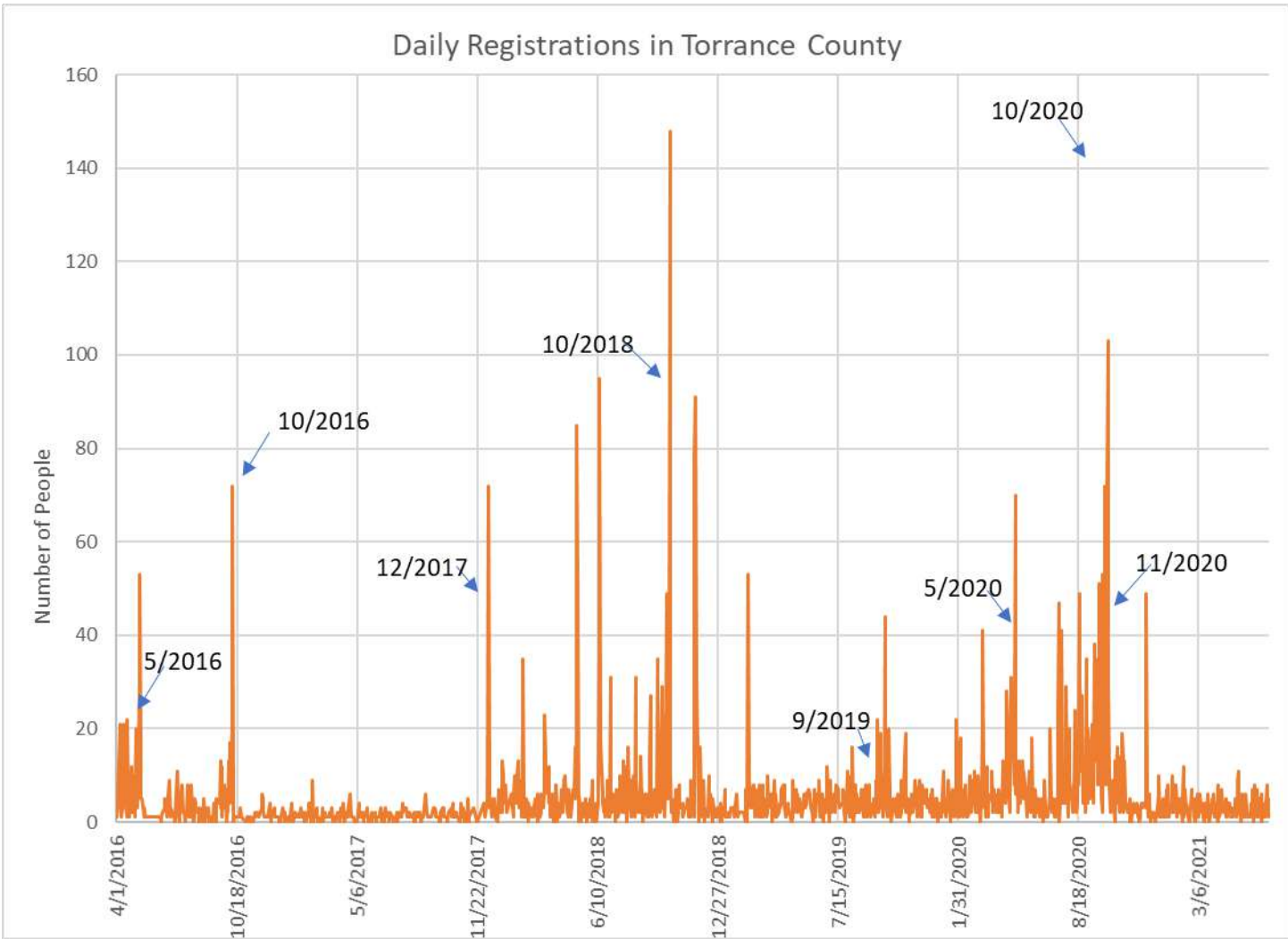


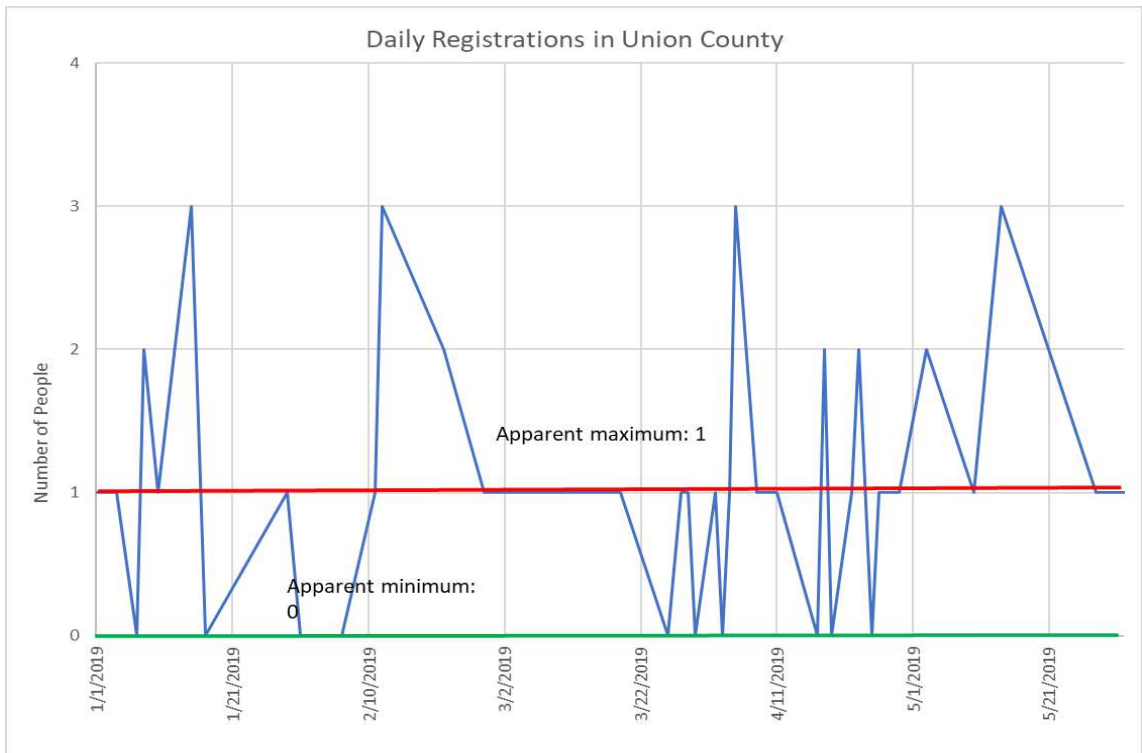
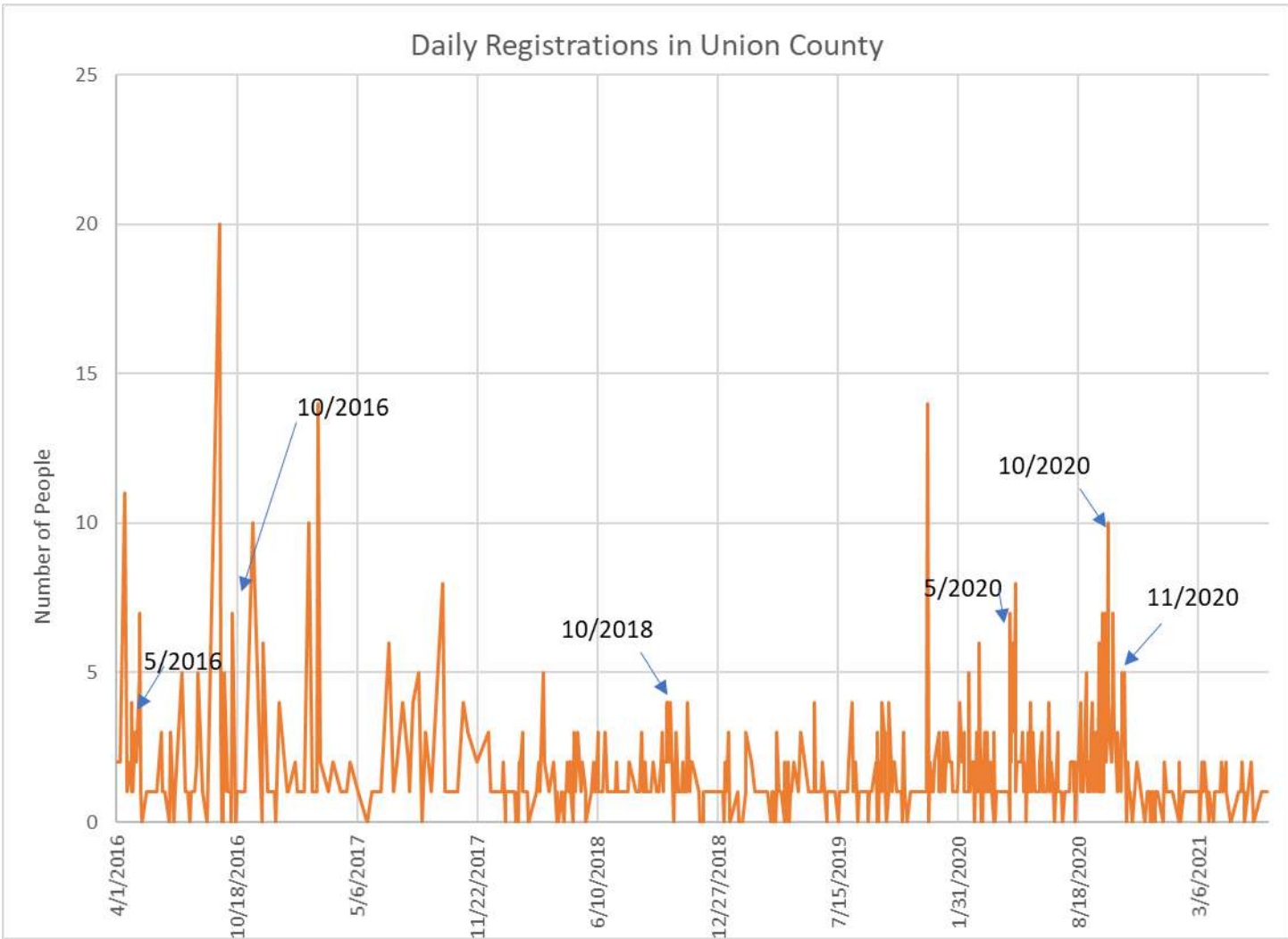


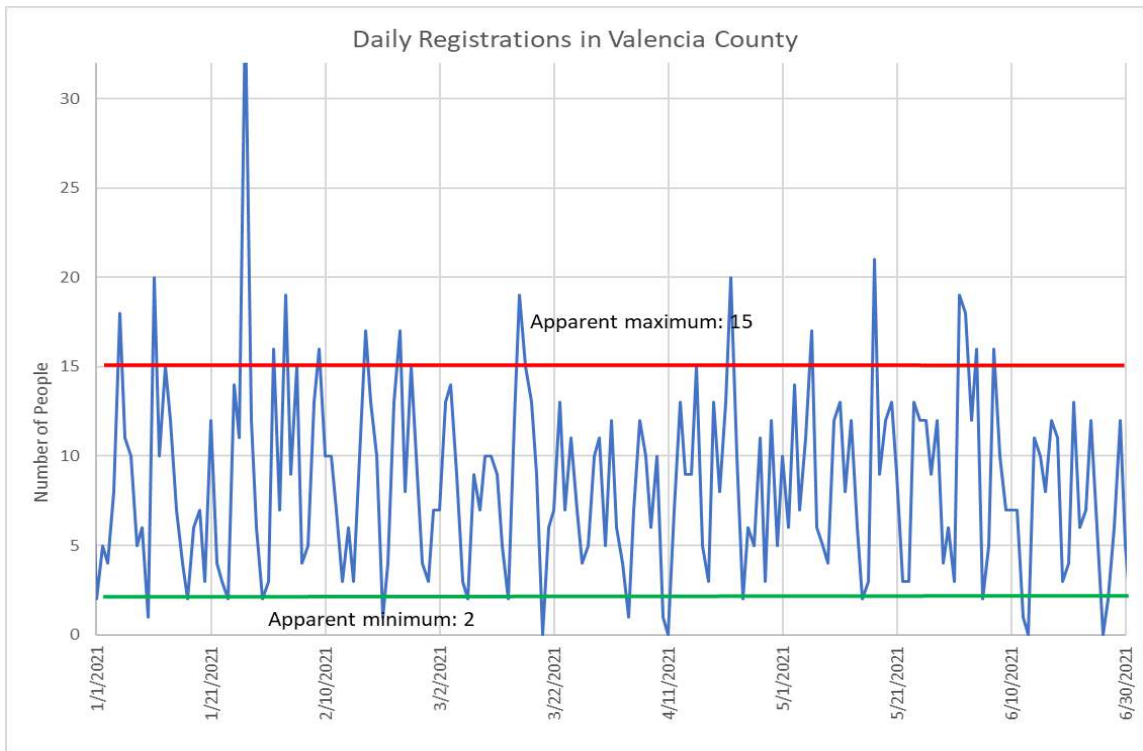
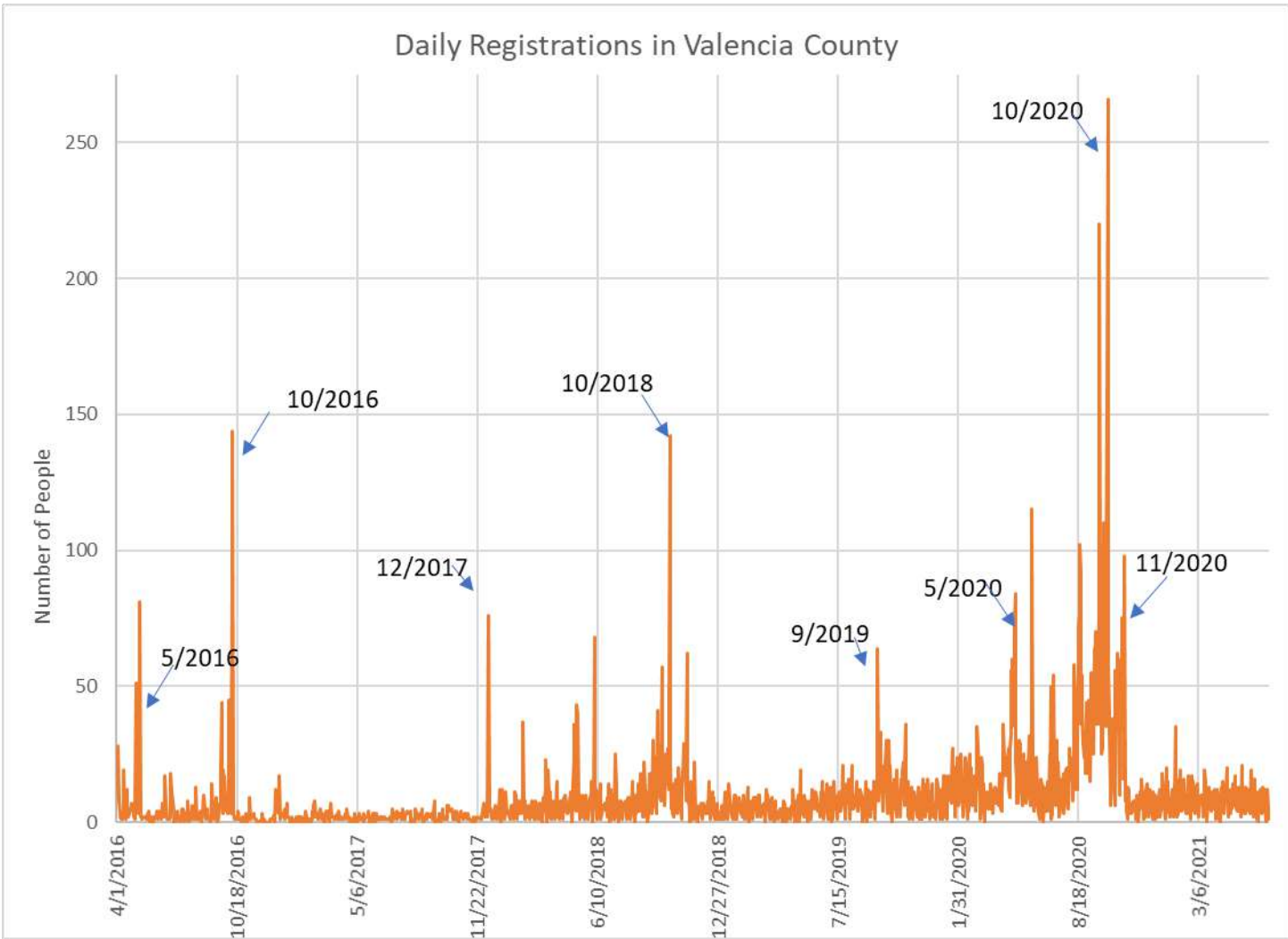




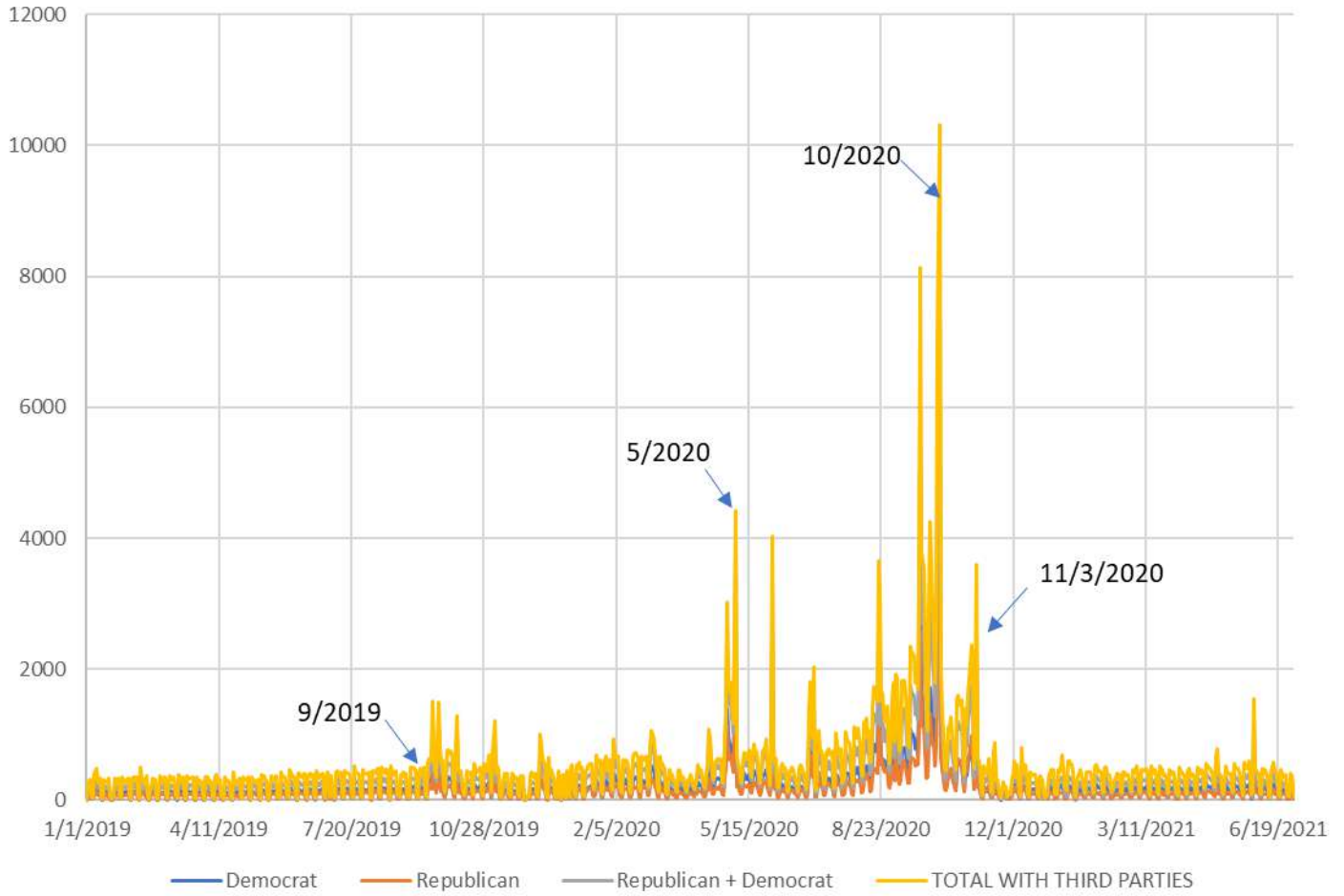




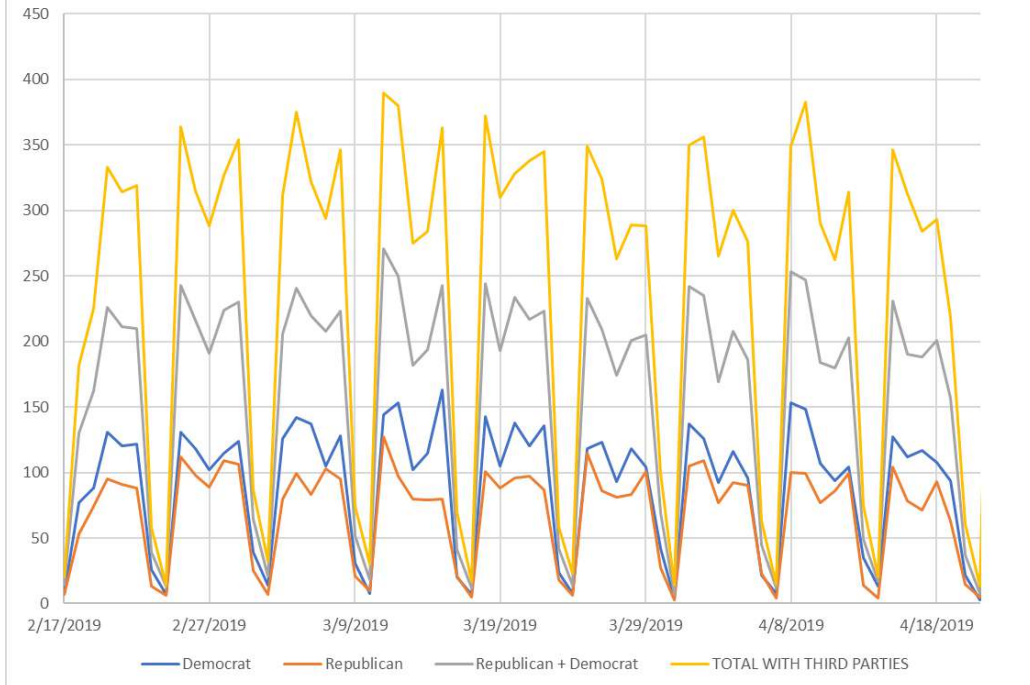




Statewide Daily Registrations, All Parties



Statewide Daily Registrations, All Parties



APPENDIX J

ADJUDICATION RATES FAR IN

EXCESS OF LIMIT REQUIRED BY LAW



STATE OF NEW MEXICO
MAGGIE TOULOUSE OLIVER
SECRETARY OF STATE

September 2, 2021

[REDACTED]

Re: Inspection of Public Records Request

[REDACTED]

On June 26, 2021, our office received your request to inspect the following records:

“Please provide the total number of ballots that were sent to the adjudication stations in both the 2020 Primary and 2020 General elections. According to the state's records, New Mexico owns a total of 7 adjudication stations. I would like to see this information by County.”

The following tables contain the number of ballots scanned by Imagecast Central tabulators by county for the 2020 Primary and General Elections. This production represents all documentation our office has available regarding your request.

Primary Election 2020

County	Total
Bernalillo	98,319
Dona Anna	13,796
Los Alamos	4,473
San Juan	10,833
Sandoval	21,908
Santa Fe	33,099
Valencia	9,505

General Election 2020

County	Total
Bernalillo	138,734
Dona Anna	27,380
Los Alamos	4,895
San Juan	10,548
Sandoval	29,377
Santa Fe	38,271
Valencia	11,728

By disclosing this information, the Secretary of State has complied with the Inspection of Public Records Act and now considers your request fulfilled. Should you have additional questions or concerns, please do not hesitate to contact our office at 505-827-3600 or by email at sos.elections@state.nm.us.

Respectfully,

Lee Ann Lopez

Lee Ann Lopez
Elections Management Analyst

APPENDIX K

EXPERT REPORT: DOMINION TABULATORS

CAN CONNECT TO THE INTERNET

Analyst: James Thomas Penrose, IV
 Report Title: Preliminary Assessment of Wireless Communications Technology for Michigan Voting Systems

Executive Summary

Two versions of Michigan voting systems both Dominion and ESS have been found to have utilized wireless technology. The Dominion Voting Systems proposal for Antrim County shows a quote for wireless transmission capabilities, see Figure 1. Dominion representatives also confirmed issues with wireless transmission of vote totals and even went as far as disabling the saving of ballot images without explicit authorization.

The ESS Model DS200 was found to have an internal wireless card, that has a private network address that was designed to communicate with an ES&S Primary Host Server. These devices and servers are ostensibly designed to operate on a virtual private network (VPN) that does not allow routing to the Internet. While each of the devices do have private network Internet Protocol (IP) addresses, testing revealed that the SIM card used for the DS200 could be utilized in a generic device 4G wireless device and allow for access to the same access point name (APN). There is substantial risk to the ES&S APN connected machines from malicious actors that have access to any SIM card with pre-programmed access to the APN.

The manufacturer of the wireless 4G card used in the ES&S DS200 is a company named Telit. Telit is an internet of things company that has recently taken major investment from a Chinese investment fund that has ties to the Chinese Communist Party according to UK media reporting.

Antrim County Proposal for Wireless Results Transmission

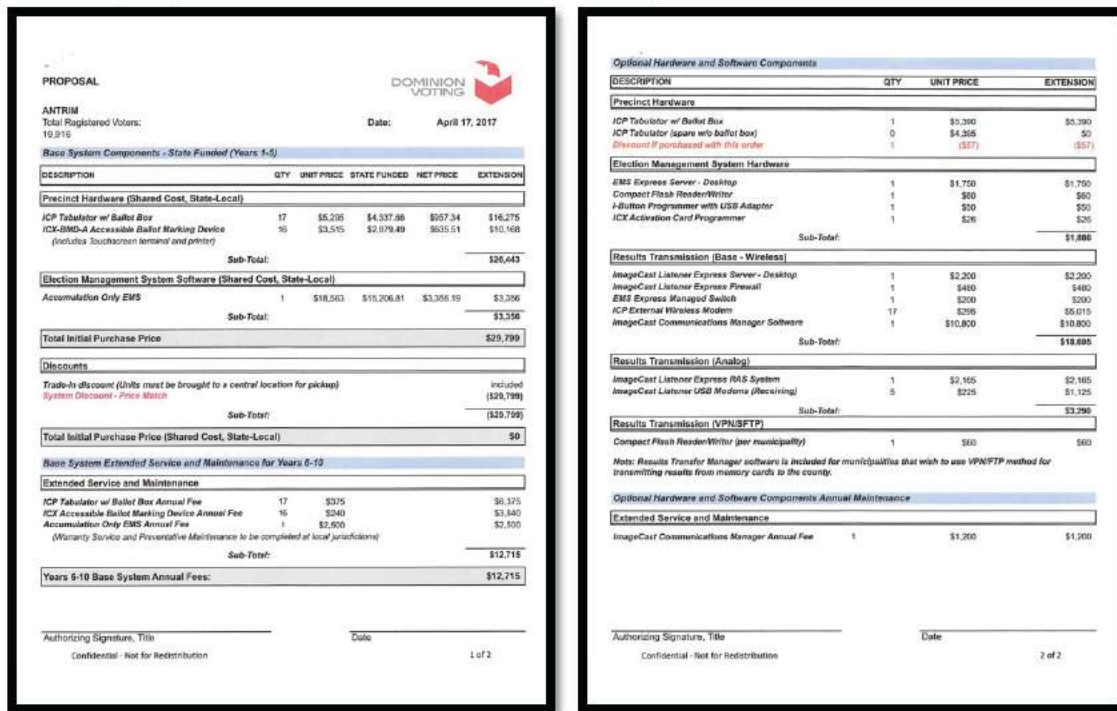


Figure 1

Dominion Voting Systems ICX

In Michigan, the Dominion Voting Systems ICX is used to allow for touchscreen voting for disabled voters. During the forensics examination of an ICX machine there were two IP addresses discovered in unallocated space on the hard drive of the Linux operating system. The existence of these IPs in unallocated space implies the ICX had previous communication with one or both of the IPs.

The first IP address was: 120.125.201.101. This IP address is registered to Ministry of Education Computer Center located in Taipei, Taiwan.

The second IP address was: 62.146.7.95. This IP address is registered to EDV-BV GmbH QSC Subkunde located in Nurenberg, Germany.

The ICX machine itself appears to be manufactured in Taiwan and shipped to the United States via airfreight using China Airlines. See the photos of the shipping box in Figure 2.



Figure 2

The ICX machine may also utilize an external wireless for communications modem with the central listener server for Dominion Democracy Suite. See the previously listed proposal from Dominion to Antrim County. The manual for the ICX also shows an Ethernet port for wired connectivity, see Figure 3.

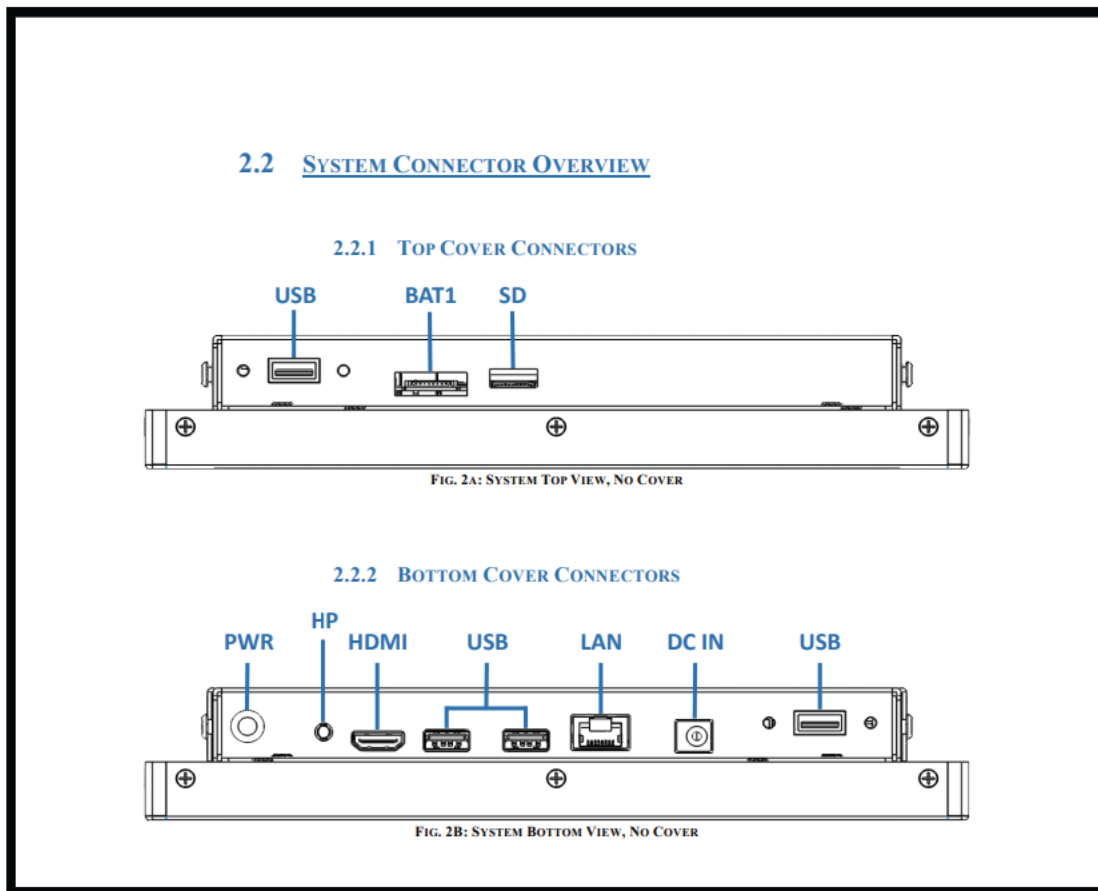


Figure 3

Dominion Summary Email to Michigan Counties

Dominion sent a summary email dated August 25, 2020 (Figure 4) after the primaries describing how the process of running the election went. Notably in this summary email from Cheryl Homes of Dominion Voting Systems she describes the following issues related to the transmission of vote totals via modems. In addition, Dominion turned off image saving without any authorization from the Secretary of State noted in the communication.

“Modem transmission this election were (sic) terrible in some areas! Failures and timing out due to the weaker 3G signal and cellular network issues meant that some of your precincts weren’t able to transmit but instead brought the cards in to tally. We turned off image saving which will improve the transmission by a few seconds. We are testing the maximum time out setting for receipt of the transmission on the servers to

see if that will improve the success rate. We will also be doing some testing In the county to see if there are any ways to improve the process.”

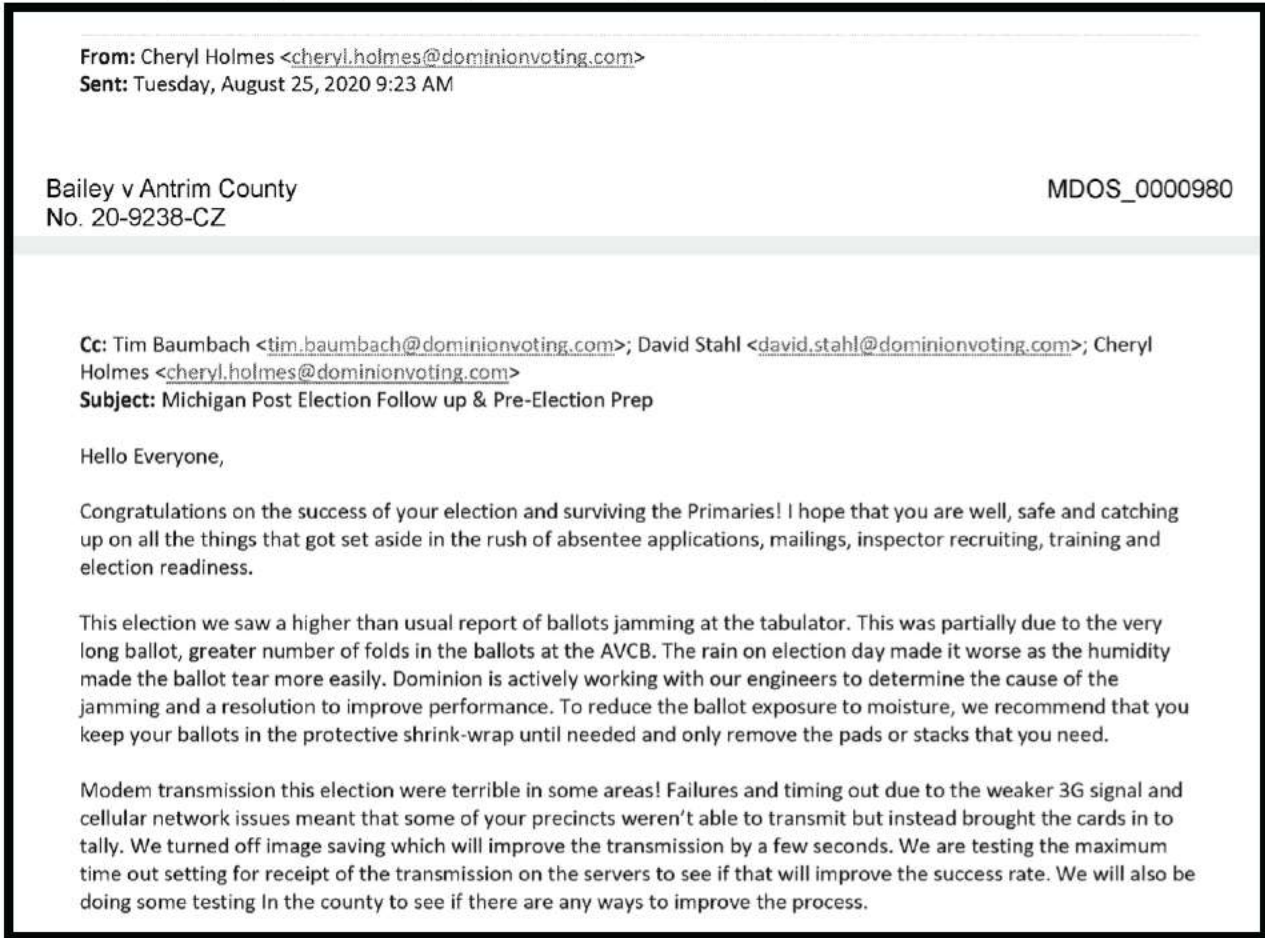


Figure 4

ESS DS200 Machine

The DS200 machine was found to have a wireless 4G modem installed internally within the enclosure of the machine. The printed tapes that summarize the activity during the election show that the 4G modem was used to send the results to a central listener server via secure file transfer. The Telit LE910-SV1 in Figure 5 was found within the ES&S enclosure.



Figure 5

The printed summary tape from the ES&S machines also indicate that the submission of the vote totals occurred using the wireless 4G modem, see Figure 6.

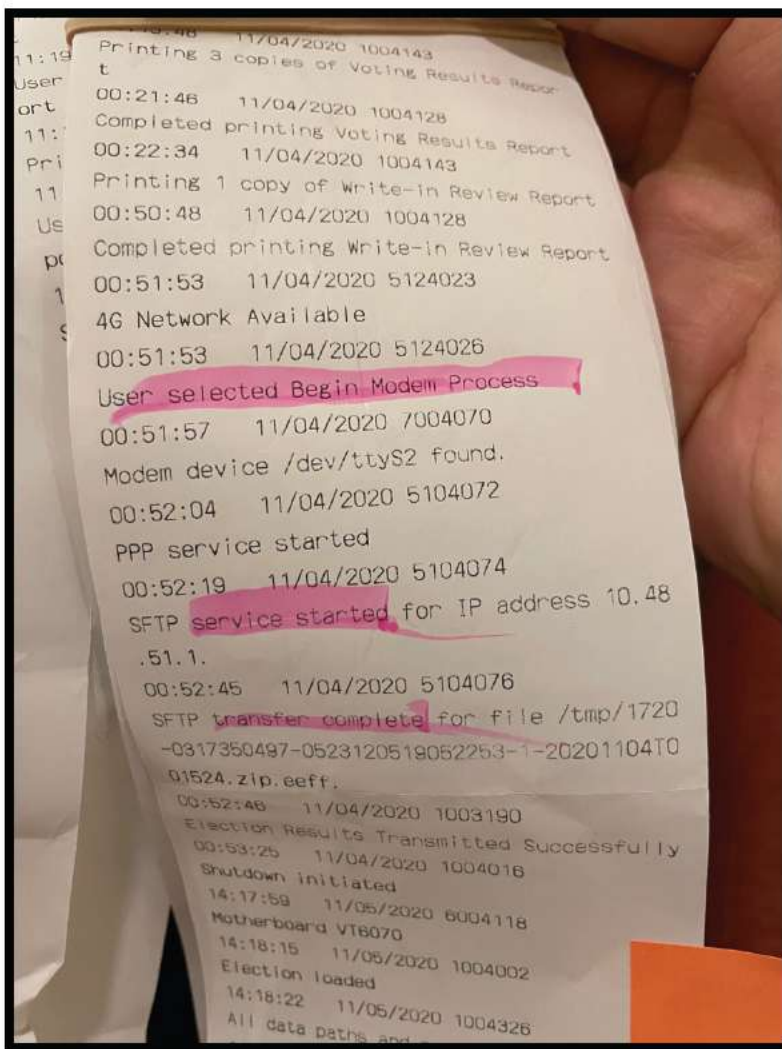



Figure 6


The Telit LE910-SV1 card installed in the ES&S device was utilizing a commercial Verizon SIM card with an APN configuration specific to the ES&S DS200 provisioning. Testing revealed that the same SIM card could be utilized in a separate wireless hotspot device and the device could then join the same APN as the ES&S voting machines. An unauthorized user could gain access to this APN by an extra SIM card pre-provisioned for this APN, or by removing a SIM from an operational device and using it in another device.

Telit LE910-SV1 Hardware Summary

According to the hardware summary specifications datasheet from Telit, the LE910-SV1 comes standard with “Internet friendly integrated TCP/IP and UDP/IP stacks, as well as HTTP, SMTP,

FTP, SSL.” (Figure 7) These features are very useful to application programmers, but are also ripe for abuse by unauthorized users of the APN devoted to the ES&S machines.





28.2 mm
28.2 mm
2.2 mm

LE910 Cat.1 Series

LTE Cat.1 B3 Embedded

Product Description

The LE910 series of Cat. 1 modules are optimized for LTE low category networks and are available in single mode and 3G/2G fallback options. In addition to VoLTE support, the LE910 Cat.1 series are swappable with other modules in the xE910 family.

Key Benefits

- Easy to integrate with peripherals and actuators using USB 2.0 HS, UART and user definable GPIOs
- Ideal platform for IoT applications and mobile data and computing devices with ultra-compact design and extended operating temperature range
- Internet friendly with integrated TCP/IP and UDP/IP stacks, as well as HTTP, SMTP, FTP, SSL
- Simple drop-in migration and technology design reuse path to 2G and 3G with any xE910 module
- Over-the-Air firmware update

Family Concept

These LTE low category variants are members of Telit's flagship xE910 module family delivering 4G radio access technology in the 28.2 x 28.2 x 2.2 mm family form factor. The Telit xE910 Unified Form Factor Family is comprised of 2G, 3G, and 4G, 3GPP and 3GPP2 products sharing a common form factor as well as electrical and programming interfaces which allows developers to implement a "design once, use anywhere" strategy.

IoT Connectivity Ready

This product is capable of supporting the extensive suite of Value Added Services from IoT Connectivity including Module Management and others which make the management of IoT deployments under mobile networks effective, enhancing profitability and reliability. It is also Portal-ready which means that the AT command library in this module includes a set of high-level commands designed exclusively for quick and hassle-free on-boarding of the device to the portal and to back-end systems and servers. Telit Portal-ready modules powered by deviceWISE make application-level data flows and controls simple to program, maintain and improve.

Variants

Different series of variants are available to fulfill the requirements of North America (AT&T, T-Mobile, Verizon, Rogers, Telcel), Japanese and European market. Multiband configurations, covering different sets of 4G bands as well as MNO certifications, are available.

AVAILABLE FOR


EMEA
North America
Latin America
Japan
Korea
Australia

Combine your Cat 1 module with


High precision GNSS modules

www.telit.com


Complete, Ready to Use Access to the Internet of Things




EMBEDDED



FUNCTIONAL



FUNCTIONAL



EMBEDDED

ENABLING END-TO-END
IOT SOLUTIONS

Figure 7

Background on Telit

Telit is a publicly traded company Internet of Things (IoT) and Machine to Machine (M2M) company headquartered in London, UK with an operations unit in Trieste, Italy. In late 2017, Run Liang Tai Management in Hong Kong built a 14 percent stake in Telit. Mr. Yuxiang Yang sits on the board of directors for Telit (see Figure 8) and is CEO of Run Liang Tai Management Limited.

The screenshot shows a news article from Talent4Boards.com. The URL is talent4boards.com/telit-communications-welcomes-yuxiang-yang-to-its-board-as-non-executive-director/. The title is "Telit Communications welcomes Yuxiang Yang to its Board as Non-Executive Director". The article is dated June 25, 2020, by Talent4Boards Feed Up. The text states: "UK, London – **Telit Communications PLC** (LON: TCM), a global enabler of the Internet of Things, announced the appointment of **Yuxiang Yang** to its Board as a Non-Executive Director effective immediately." A quote from Board Chairman Simon Duffy reads: "On behalf of the Board, I am delighted to welcome Yuxiang Yang as a Director of Telit. We have got to know him well in recent years and are confident that his considerable knowledge of the sector, as well as some of our key markets, will add substantial value to the Board's activities and to the Company as a whole," said Board Chairman, Simon Duffy. The article continues: "Following this appointment, the Board comprises six non-executive and two executive directors." There is a section titled "About Yuxiang Yang" which states: "Mr. Yang brings considerable experience from a career in investment and financial markets and is founder and CEO of China Fusion Capital, a Chinese investment management group. As part of this, Mr. Yang is the CEO of Run Liang Tai Management Limited, a significant shareholder of Telit, holding approximately 15.1 per cent of the Company's shares. Mr. Yang is also CEO of Yidian Zixun a leading news aggregation platform. Prior to founding China Fusion Capital, Mr. Yang served as Chairman and CEO of Ping'an Securities (a China-focused investment bank) amongst other roles and is currently also a board member of Sunsea AIoT Technology Co. Ltd."

Figure 8

A media report from August 15, 2020 from the UK online publication *Financial Mail on Sunday* indicated that there were concerns raised about Chinese influence of the Telit firm within the UK government. Here is an excerpt from the news story located here: <https://www.thisismoney.co.uk/money/markets/article-8630685/Chinese-close-UK-internet-things-pioneer.html>

...The maneuvering by powerful investors comes after secretive Chinese multi-millionaire banker Yuxiang Yang joined Telit's board earlier this summer.

His appointment may raise concern in Westminster that a Chinese businessman with ties to his country's Communist government could be seeking to gain influence over the business.

Yang runs China Fusion Capital, the parent company of Run Liang Tai Management, a mysterious investment fund that has built a 15 per cent stake in Telit to become its largest shareholder.

Sources said some of the firms that have invested in Run Liang are giant Chinese companies, such as coal mining group Wintime Energy and Jiangsu Shuangliang, a manufacturer of air conditioners and boilers.

Run Liang also owns a stake in Sunsea Telecommunications, a Shenzhen-listed 'internet of things' provider that recently raised around \$200million (£1.5million) by issuing shares to Zhjzgroup, a state-backed tourism firm. Yang also sits on the board of Sunsea. Speculation has been mounting that Run Liang is hoping to engineer a merger of some or all of Telit with China-based Sunsea.

Run Liang's move on Telit, which is listed on AIM, follows a period in which several other London-listed businesses have been bought by China-linked firms.

Imagination Technologies was bought by Canyon Bridge – a private equity fund bankrolled by Beijing – in 2017 for £550million. Concerns rose in the spring when Canyon Bridge tried to place four directors from China Reform Holdings on to Imagination's board.

Conservative MPs Tom Tugendhat, who now leads the China Research Group, and David Davis warned that Imagination's intellectual property could be shifted to China.

When asked about Telit, Bob Seely, chairman of the Foreign Affairs Select Committee, said: 'We do need a thorough review of investment security and we need an oversight board for purchases by high-risk vendors or from higher risk states.' Telit, which is due to unveil figures next week, declined to comment.

APPENDIX L

**LETTER FROM SOS ADMITTING “AIR GAP”
IS THE ONLY SECURITY MEASURE
USED AGAINST HACKING**

SOS IT MEMORANDUM

TO: SOS IT AND BUREAU OF ELECTIONS

FROM: GREGORY ROCKSTROH

SUBJECT: DEFINITION OF AIR-GAPPED

DATE: MARCH 8, 2012

CC: NONE

The airgap between New Mexico's tabulation systems, vote counting systems and any external computer network, especially a network with Internet access, is an underlying assumption upon which are built our cybersecurity practices for these devices. We rely on an airgap to hamper the ability of an attacker to maintain a persistent connection to these systems which might then be utilized to manipulate the vote counts. Below are the Secretary of State definitions related to airgap or air-gapped equipment.

Air-gapped compute or computing device = A compute device that:

- (1) has no wired or wireless network interfaces, OR
- (2) has no wired interface connected to a network and any wireless interface, if present, is disabled OR
- (3) has a wired interface connected to an air-gapped network and any wireless interface, if present, is disabled

Air-gapped network = A logically or physically isolated computer network that is not connected by wired or wireless interface to any other computer network, especially one with Internet access.

--= END =--

2020 General Election RTR Zero Report and Air Gap Photo Status

County	RTR	Airgap
Bernalillo	Rosangela	3-Nov
Catron	29-Oct	29-Oct
Chaves	27-Oct	Greg
Cibola	2-Nov	Greg
Colfax	29-Oct	Greg
Curry	2-Nov	2-Nov
De Baca	29-Oct	29-Oct
Dona Ana	2-Nov	2-Nov
Eddy	30-Oct	30-Oct
Grant	29-Oct	Greg
Guadalupe	2-Nov	2-Nov
Harding	29-Oct	Greg
Hidalgo	2-Nov	2-Nov
Lea	28-Oct	Greg
Lincoln	31-Oct	3-Nov
Los Alamos	2-Nov	2-Nov
Luna	30-Oct	Greg
McKinley	30-Oct	30-Oct
Mora	3-Nov	Greg
Otero	3-Nov	2-Nov
Quay	30-Oct	Greg
Rio Arriba	28-Oct	Greg
Roosevelt	31-Oct	Greg
San Juan	30-Oct	30-Oct
San Miguel	28-Oct	2-Nov
Sandoval	30-Oct	30-Oct
Santa Fe	2-Nov	2-Nov
Sierra	28-Oct	Greg
Socorro	2-Nov	2-Nov
Taos	2-Nov	2-Nov
Torrance	28-Oct	28-Oct
Union	30-Oct	30-Oct
Valencia	3-Nov	2-Nov

Air Gap Photos
2020-11-02
2:30 PM

I have received good photos from these counties:

Chaves

Cibola

Colfax

Grant

Harding

Lea

Luna

Mora

Quay

Rio Arriba - Espanola

Rio Arriba - TA Office

Roosevelt

Sierra

--- END ---